

TECHNICAL MANUAL

DIRECT AND GENERAL SUPPORT MAINTENANCE

REPAIR PARTS AND SPECIAL TOOLS LIST

(INCLUDING DEPOT MAINTENANCE REPAIR PARTS AND SPECIAL TOOLS)

SHOP EQUIPMENT, ORGANIZATIONAL REPAIR, TRUCK MOUNTED

(SOUTHWEST TRUCK BODY MODEL SEORL)

FSN 4940-169-3041

(SOUTHWEST TRUCK BODY MODEL SEORLT)

FSN 4940-164-4719

HEADQUARTERS, DEPARTMENT OF THE ARMY

This copy is a reprint which includes current
pages from Change 1.

JULY 1972

Change }
No. 1 }

HEADQUARTERS
DEPARTMENT OF THE ARMY
Washington, D. C., 13 September 1973

**Direct Support and General Support Maintenance
Repair Parts and Special Tools Lists
(Including Depot Maintenance Repair Parts and Special Tools)
SHOP EQUIPMENT, ORGANIZATIONAL REPAIR;
TRUCK MOUNTED (SOUTHWEST TRUCK BODY MODEL SEORL)
FSN 4940-169-3041
(SOUTHWEST TRUCK BODY MODEL SEORLT)
FSN 4940-164-4719**

Current as of 26 June 1973

TM 5-4940-225-34P, 20 July 1972 is changed as follows:

All changes, additions, or deletions will be indicated in the appropriate indexes of the manual.

Page v. Paragraph 7 is superseded as follows:

**Reporting of Equipment Publication
Improvements**

The reporting of errors, omissions, and recommendations for improving this publication by the individual user is encouraged. Reports should be submitted on DA Form 2028 (Recommended Changes to Publications) and forwarded direct to Commander, US Army Troop Support Command, ATTN: AMSTS-MPP, 4300 Goodfellow Boulevard, St. Louis, MO 63120.

Page 1, line item 11. In colm (3), change the nomenclature to read STRAP GUARD: LEFT.

Line item 12. In colm (3), change the nomenclature to STRAP GUARD: RIGHT.

Page 2, line item 3. In colm (3), change the mfr code to (15548).

Line item 10. In colm (2), add 6105-760-4242.

Line item 11. In colm (2), add 5305-052-6920; in colm (3), change the mfr code and part No. to MS 24629-56(96906).

Line item 13. In colm (2), add 5330-003-9273.

Line item 20. In colm (2), add 5310-486-8403.

Page 3, line item 1. In colm (2), add 5307-759-6747.

Line item 6. In colm (3), change ANNULAR to REAR.

Line item 10. In colm (3), change ANNULAR to FRONT.

Line item 11. In colm (1) change the SMR code to X1F.

Line item 12. In colm (1) change the SMR code to X2F.

Line item 13. In colm (2), add 6105-433-5796; in colm (3), change the part number to A-S8T4CA20C5A.

Line item 14. The winding kit is deleted entirely.

Line item 16. In colm (2), add 4310-30-6431.

Page 4, line item 2. In colm (3), change the nomenclature to FILTER ELEMENT.

Line item 3. In colm (3), change the nomenclature to BOWL ELEMENT.

Line item 6. In colm (2), add 4730-451-3350.

Line item 8. In colm (2), add 4730-430-6447.

Line item 10. In colm (3), change the nomenclature to UNLOADER VALVE.

Line item 13. In colm (2), add 5315-763-0298.

Line item 14. In colm (2), add 4310-433-3492.

Line item 17. In colm (1), change the SMR code to P2F; in colm (2), add 5315-763-0295.

Page 6. Line 19 is changed as follows: In colm 1, change SMR code to P2F; col 2, add FSN 4310-790-4558.

Page 7. Line 7. In colm (2), add FSN 5310-487-4919.

Line 13. In colm (2), add 5307-721-4340,

Line 15. In colm (1), change SMR code to P2F; colm (2), add FSN 5315-780-8475.

Line 16. In colm (2), add FSN 4730-044-4583.

Line 17. In colm (2), add 4730-430-6542.

Line 18. In colm (2), add FSN 4730-433-3470.

Line 20. In colm (1), change SMR code to P20; colm(2), add FSN 5315-819-3274.

Line 21. In colm (1), change SMR code to P20; colm (2), add FSN 4310-445-0511.

Page 8, line 5. In colm (2), add FSN 5305-225-8499.

Line 7. In colm (2), add FSN 4310-451-3608.

Page 10, line 10. In colm (3), change the part No. to CK1601.

Page 11, line 4. In colm (3), change the part No. to 11CB3BX18.

Line 5. In colm (2), add 5305-720-9989.

Line item 13. In colm (2), add 5305-978-9368.

Line item 16. In colm (2), add 4720-767-6196.

Line item 18. In colm (2), add 4710-472-2682.

Line item 21. In colm (3), change the part No. to MS51819-14.

Page 12, line 9. In colm (2), add 4730-580-7417.

Line item 9. In colm (2), add 4730-196-1493.

Line item 12. In colm (2), add 4730-044-4035.

Line item 13. In colm (2), add 4820-767-6055.

Line item 18. In colm (2), add 5340-079-7837.

Page 13, line item 5. In colm (2), add FSN 4820-477-7376.

Line item 11. In colm (2), add 5305-879-7941.

Line item 16. In colm (3), add part No. and mfr code: WW-U-531 (81348)

Page 14, line item 20. In colm (2), add 5305-269-3219.

Page 15, line item 14. In colm (2), add 3030-833-3086.

Page 16, line item 1. In colm (2), add 4910-006-9529.

Line item 4. In colm (2), add 5310-452-1357.

Line item 15. In colm (2), add 5325-765-4317.

Line item 17. In colm (2), add 5305-993-1633; in colm (3), change the mfr code and part No. to MS24629-9(96906).

Page 17, line item 2. In colm (2), change the FSN to 5305-984-4889.

Line item 5. In colm (2), add 5310-013-4530; colm (3), change the mfr code and part No. to MS35649-61 (96906).

Line item 7. In colm (2), add 5305-720-0036.

Line item 9. In colm (2), add 5306-225-8492.

Page 18, line 6. In colm (2), add 5945-420-1278.

Line item 10. In colm (2), add 5305-855-0960.

Line item 14. In colm (2), add 5305-855-0973.

Line item 16. In colm (2), add 5305-855-0958.

Line item 19. In colm (3), change the part No. to MIL-H-13531. TYPE 1 CL-2.

Page 19, line 4. In colm (2), add 5310-935-9757; in colm (3), change the mfr code and part No. to MS35649-282 (96906).

Line item 5. In colm (2), add 5310-707-0694.

Line item 15. In colm (2), add 5925-965-7250.

Page 20:

Line item 6. In colm (2), add 5305-004-1553.

Line item 8. In colm (2), add 5905-434-2611.

Line item 19. In colm (2), add 5930-759-8345.

Page 21, line item 1. In colm (3), change the mfr code to (90201).

Line item 9. In colm (2), add 5305-890-4789.

Page 22, line 17. In colm (3), change the mfr code no. to (77342).

Line item 20. In colm (2), add 5305-720-8881.

Page 23, line item 10. In colm (3), change VARIABLE to 20 ohm, 100 watt.

Line item 12. In colm (2), add 5305-869-4609.

Line item 17. In colm (2), add **5305-759-6859**.

Page 24, line item 1. In colm (2), add 5945-420-1273.

Line item 19. In colm (2), add 5305-890-4792.

Line item 16. In colm (2), add 5310-476-5228.

Line item 18. In colm (2), add 5945-469-4396.

Page 25, line item 5. In colm (2), add 5305-869-5009.

Line item 11. In colm (2), add 5950-802-8455.

Line item 13. In colm (3), change the mfr code and part No. to MS35649-282 (96906).

Line item 18. In colm (2), add 5310-935-9757; in colm (3), change the mfr code and part No. to MS35649-282 (96906).

Line item 19. In colm (2), add 5310-707-0694.

Page 26, line item 11. In colm (2), add 5945-469-4392.

Line item 15. In colm (2), add 5945-420-1275.

Page 28, line item 9. In colm (2), add 5355-712-1364.

Line item 14. In colm (2), add 5310-869-4966..

Line item 15. In colm (2), add 5905-374-5042.

Page 29, line item 11. In colm (2), add 5945-429-0929.

Line item 12. In colm (2), add 5970-447-4194.

Line item 13. In colm (2), add 5970-308-2814.

Page 30, line item 4. In colm (2), add 5305-759-6359.

Line item 6. In colm (2), add 5305-003-3997.

Line item 19. In colm (2), add 5910-720-1512.

Line item 20. In colm (2), add 5305-053-1113.

Page 31, line item 15. In colm (2), add 5305-769-2217.

Line item 19. In colm (2), add 5310-476-5229.

Page 32, line item 5. In colm (2), add 5310-480-4135.

Line item 16. In colm (3), change the mfr part No. to R2025NEG.

Line item 17. In colm (2), add 5961-435-8478.

Line item 21. In colm (2), add 5950-434-2618.

Page 33, line item 1. In colm (2), add 5950-434-2632.

Line item 2. In colm (2), add 5950-434-2626.

Line item 9. In colm (2), add 3431-784-2671.

Page 34, line item 7. In colm (2), add 5310-492-3144.

Line item 9. In colm (2), add 6125-796-8741.

Line item 10. In colm (2), add 5310-577-2686.

Line item 11. In colm (2), add 5305-981-1171; in colm (3), change the mfr code and part No. to AN526-420-24(88044).

Line item 12. In colm (2), add 5310-577-2686.

Line item 13. In colm (2), add 5305-988-1732; in colm (3), change the mfr code and part No. to MS35206-291 (96906).

Page 35, line item 1. In colm (2), add 5330-477-4250.

Line item 14. In colm (2), add 5970-434-4843.

Line item 18. In colm (2), add 5970-433-5842.

Line item 19. In colm (2), add 5940-434-4845.

Line item 22. In colm (2), add 5365-715-5940.

Page 36, line item 2. In colm (2), add 5305-958-7483; in colm (3), change the mfr code and part No, to MS16997-151 (96906).

Line item 8. In colm (2), add 6150-447-4240.

Line item 12. In colm (2), add 6150-447-4245,

Colm (1) P2F.

Line item 18. In colm (2), add 5305-724-6810 in colm (3), change the mfr code and part No. to MS51963-101 (96906).

Line item 20. In colm (2), add 5305469-5008.

Page 37, line item 11. In colm (2), add 5970-4344344.

Page 98, line item 4. In colm (2), add 5305-890-4790.

Line item 18. In colm (2), add 5977-817-1119.

Page 40, line item 16. In colm (1) X2F.

Page 41, line item 6. In colm (2), add 5977-922-0875.

Line item 7. In colm (2), add 5305-269-3213; in colm (3), change the mfr code and part No. to MS90725-62(96906).

Line item 11. In colm (2), add 6105-433-5795.

Line item 14. In colm (2), add 5970-371-5455.

Line item 16. In colm (2), add 5999-427-0806.

Line item 18. In colm (2), add 5999-427-0806.

Page 42, line item 5. In colm (2), add 6115-433-5950.

Line item 14. In colm (2), change the FSN to 5310-335-5005; colm (3) change the mfr code and part No. to P1010-1-2-13 (96195).

Page 43, line item 12. In colm (3), change the part No. to MS17990-621.

Line item 13. In colm (3), change the part No. to MS87006-53.

Line item 16. In colm (3), change the part No. to MS17990-621.

Line item 18. In colm (3), change the part No. to MS17990-624.

Page 44, line item 10. In colm (2), add 5340-498-6120.

Line item 16. In colm (2), add 5310-543-4717.

Page 45, line item 2. In colm (3), change the mfr code and part No. to MS51531 (96906).

Line item 6. In colm (2), add 5315-059-0157.

Line item 8. In colm (2), add 3040-922-0243.

Line item 9. In colm (2), add 3040-433-3737.

Line item 16. In colm (2), add 3040-478-0158.

Line item 17. In colm (2), add 3040-433-3732.

Page 46, line item 3, In colm (3), change the part No. to 1K1743-3.

Line item 5. In colm (2), add 4710-253-0684.

Line item 6. In colm (3), change the part No. to MS51531.

Line item 9. In colm (2), add 4820-451-3564.

Line item 16. In colm (2), add 4730-289-5176.
Page 47.

Line item 5. In colm (2), add 4320-804-5257.

Page 49, line item 16. In colm (2), add 5330-250-9598.

Line item 17. In colm (2), add 5320-003-6954.

Page 50, line item 15. In colm (2), add 5320-824-5908.

Page 51, line item 4. In colm (2), add 2540-782-9592.

Line item 6. In colm (2), add 5340-434-4364.

Page 53, line item 14. In colm (2), change the FSN to 5325-276-6082 in colm (3), change the part No. to MS35489-43.

Line item 21. In colm (2), add 5365-708-7611.

Page 54, line item 6. In colm (2), add 5310-809-8546; in colm (3) change the mfr code and part No. to MS27183-8 (96906).

Line item 9. In colm (2), add 2590-444-0235.

Line item 11. In colm (2), add 6220-485-2766.

Line item 13. In colm (2), add 5310-480-1972.

Line item 19. In colm (2), change the FSN to 5305-719-5338; in colm (3), change the part No. to MS51963-23.

Page 55, line item 2. In colm (2), add 6105-437-5937.

Page 56, line item 10,
in colm (3), change the part No. to 7962243.

Page 57.

Line item 12. In colm (2), change the FSN to 6220-299-7425; in colm (3), change the part No. to MS3542-1.

Page 58,

Line item 9. In colm (2), add 6210-463-1394.

By Order of the Secretary of the Army:

Official:

VERNE L. BOWERS

Major General, United States Army

The Adjutant General

Distribution:

To be distributed in accordance with DA Form 12-25A (qty rqr block No. 259) Direct and General Support Maintenance Requirements for Shop Equipment Sets Maintenance, Set No. 2. Organizational Repair.

Page 59, line item 6. In colm (2), add 5306-250-9904.

Line item 7. In colm (3), change the nomenclature TROLLER to TROLLEY.

Line item 9. In column (2), add 5305-883-0628.

Line item 10. In colm (2), add 5340-405-6170.

Line item 11. In colm (2), add 6210-470-3316.

Line item 17. In colm (3), change part no. to 96TO75.

Page 60, line item 7. In colm 3, change part no. to 96TO75.

Line item 9. In colm (3), change part no. to 96TO75.

Line item 12. In colm (3), change part no. to 96TO75.

Line item 21. In colm (3) change part no. to 96TO75.

Page 62, line 1. In column (3), change part no. to 96TO75.

Line item 13. In colm (3), change part no. to 96TO75.

Page 63, line item 3. In colm (2), add 5940-478-9968.

Line item 18. In colm (2), add 5325-763-2916.

Page 64, line item 14. In colm (2), add 5306-472-2393.

Page 67, line item 25. In colm (2), add 5320-922-0013.

Page 70, line 1. In colm (2), add 2910-078-2331.

Line item 2. In colm (2), add 5305-721-3698.

Line item 8. In colm (2), add 5330-457-4401.

Line item 12. In colm (2), add 2910-444-0276.

Line item 15. In colm (2), add 2910-444-0276.

Line item 19. In colm (2), add 5360-140-2078.

Line item 20. In colm (2), add 2910-478-0170.

Line item 21. In colm (2), add 5315-450-5603.

Page 71, line item 1. In colm (2), add 5305-721-3699.

Line item 21. In colm (2), add 2990-478-0171; Col 3, change part no. to AR 51434.

Line item 22. In colm (2), add 2910-404-2987.

Page 72, line item 4. In col 2, add 4730-491-6400.

Line item 7. In colm (2), add 5360-184-0313.

Line item 11. In colm (2), add 5330-465-5834.

Line item 12. In colm (2), add 2910-451-3624.

Line item 19. In colm (2), add 2910-444-0271.

Line item 22. In colm (2), add 2910-444-0131.

Page 73, line item 4. In colm (2), add 2910-451-3627.

CREIGHTON W. ABRAMS
General, United States Army
Chief of Staff

**DIRECT AND GENERAL SUPPORT MAINTENANCE
 REPAIR PARTS AND SPECIAL TOOLS LISTS
 (INCLUDING DEPOT MAINTENANCE REPAIR PARTS AND SPECIAL TOOLS)**

**SHOP EQUIPMENT, ORGANIZATIONAL REPAIR, TRUCK MOUNTED
 (SOUTHWEST TRUCK BODY MODEL SEORL)**

FSN 4940-169-3041

(SOUTHWEST TRUCK BODY MODEL SEORLT)

FSN 4940-164-4719

Current as of 30 June 1972

	Page	Illus Figure
Section I. INTRODUCTION		
II. REPAIR PARTS LIST.....	1	
Group 01. Air Compressor, Motor and Base	1	1-10
02. Heater and Exhaust	12	11
03. Welder and Lathe Table...	14	12
04. Drive Sheaves	15	13
05. Overspeed Relay	16	14
06. Control Cubicle	18	15-22
07. Generator Welder	33	23-29
08. Welder Mount	42	30
09. Tent Frames and Curtains	43	31, 32
10. Table	44	33
11. Rear Trolley and Tract...	44	34
12. Hydraulic System	44	35-37
13. Side and Rear Doors...	49	38, 39
14. Drawers, Handles and Door	52	40
15. Ventilation Fans	53	41
16. Lights, Receptacles and Sockets	54	42-45
17. Front and Rear Wiring...	59	46-48
18. Wheel Chock and Mud Flaps	64	49
19. Van Mounting	65	50
20. PTO Linkage	67	51
21. Governor	70	52
Section III. SPECIAL TOOLS LIST (Not Applicable)		
IV. FEDERAL STOCK NUMBER AND REFERENCE NUMBER		
INDEX	127	

SECTION I. INTRODUCTION

1. Scope

a. This manual lists the repair parts required for the performance of direct support, general support, and depot maintenance of the shop equipment.

b. Repair parts listed represent those authorized for use at indicated maintenance levels and will be requisitioned on an "as required" basis until stockage is justified by demand in accordance with AR 710-2.

code

Explanation

P

Repair Parts, Special Tools and Test Equipment supplied from GSA/DSA or Army supply system, and authorized for use at indicated maintenance levels.

P2

Repair Parts, Special Tools and Test Equipment which are procured and stocked for insurance purposes because the combat or military essentiality of the end item dictates that a minimum quantity be available in the supply system.

P9

Assigned to

2. General

This Repair Parts and Special Tools List is divided into the following sections:

P10

a. *Repair Parts List - Section II.* A list of repair parts authorized at the direct support, general support, and depot levels for the performance of maintenance. The list also includes parts which must be removed for the replacement of the authorized parts. Parts lists are composed of assembly groups in ascending numerical sequence, with parts in each group listed in figure and item number sequence.

M

b. *Special Tools, Test and Support Equipment - Section III.* (Not applicable.)

c. *Federal Stock Number and Reference Number Index - Section IV.* A list, in ascending numerical sequence, of all Federal Stock Numbers appearing in the listings, followed by a list, in alphanumeric sequence, of all reference numbers appearing in the listings. Federal stock number and reference numbers are cross-referenced to each illustration figure and/or item number appearance.

A

X

X1

X2

3. Explanation of Columns

The following provides an explanation of columns found in the tabular list in Section II.

G

a. *Source, Maintenance, and Recoverability Code (SMR).*

(1) Source code indicates the source for the listed items. Source Codes are:

TM 5-4940-225-34P

source of supply for any items source coded X1 and aircraft support items as restricted by AR 700-42.

(2) Maintenance code indicates the lowest level of maintenance authorized to install the repair part and/or use the special tool or test equipment for each application. Capabilities or higher maintenance categories are considered equal or better. Maintenance codes are:

Code	Explanation
C	Crew/Operator
O	Organizational Maintenance
F	Direct Support Maintenance
H	General Support Maintenance
D	Depot Maintenance

(3) Recoverability code indicates whether unserviceable items should be returned for recovery or salvage. Items not coded are nonrecoverable. Recoverability codes are:

Code	Explanation
R	Repair Parts (assemblies and components), special tools and test equipment which are considered economically reparable at direct and general support maintenance levels. When the item is no longer economically reparable, it is normally disposed of at the GS level. When supply consideration dictate, some of the repair parts may be listed for automatic return to supply for depot level repair as set forth in AR 710-50. When so listed, they will be replaced by supply on an exchange basis.
S	Repair Parts, Special Tools, Test Equipment and assemblies which are economically reparable at DS and GS activities and which normally are furnished by supply on an exchange basis. When items are determined by a GSU to be uneconomically reparable, they will be evacuated to a depot for evaluation and analysis before final disposition.
T	High dollar value recoverable repair parts, special tools and test equipment which are subject to special handling and are issued on an exchange basis. Such items will be repaired or overhauled at depot maintenance activities only. No repair may be accomplished at lower levels.
U	Repair Parts, Tools, and Test Equipment specifically selected for salvage by reclamation units because of precious metal content, critical materials, high dollar value or reusable casings or castings.

b. Federal Stock Number. Indicates the Federal stock number assigned to the item and will be used for requisitioning purposes.

c. Description. Indicates the Federal item name and a minimum description required to identify the item. The last line

indicates the reference number followed by the applicable Federal Supply Code for Manufacturer (FSCM) in parentheses. The FSCM is used as an element in item identification to designate manufacturer or distributor or Government agency, etc., and is identified in SB 708-42. Items that are included in kits and sets are listed below the name of the kit or set with quantity of each item in the kit or set indicated in front of the item name.

d. Unit of Measure (U/M). Indicates the standard or basic quantity by which the listed item is used in performing the actual maintenance function. This measure is expressed by a two-character alphabetical abbreviation, e.g., ea, in, pr, etc., and is the basis used to indicate quantities and allowances in subsequent columns.

e. Quantity Incorporated in Unit. This column indicates the quantity of the item used in an assembly group. A "U" appearing in this column in lieu of a quantity indicates that a definite quantity cannot be indicated. (e. g., shims, spacers, etc.)

f. Thirty-Day DS/GS Maintenance Allowances. Items authorized for use as required but not for initial stockage are identified with an asterisk in the allowance column.

g. One-Year Allowance Per 100 Equipments/Contingency Planning Purposes. Items authorized for use as required but not for initial stockage are identified with an asterisk in the allowance column.

h. Depot Maintenance Allowance Per 100 Equipments. Items authorized for use as required but not for initial stockage are identified with an asterisk in the allowance column.

i. Illustration. This column is divided as follows:

(1) *Figure number.* Indicates the figure number of the illustration on which the item is shown.

(2) *Item number.* Indicates the callout number used to reference the item in the illustration.

4. Special Information

a. Usable on codes are included in Column 3. Uncoded items are applicable to all models and/or serial number range. Identifications of the usable on codes used in this publication are:

Code	Used on
A	Model SEORLT
<p>b. Parts which require manufacture or assembly at a level higher than that authorized for installation will indicate in the source column the higher level.</p> <p>c. Repair parts kits and gasket sets appear as the last entries in the repair parts listing for the group or assembly to which they apply.</p> <p>d. The following publications pertain to shop equipment and its components:</p>	
TM 5-4940-225-12	Operator and Organizational Maintenance Manual
LO 5-4940-225-12	Lubrication Order
TM 5-4940-225-34	Direct and General Support, and Depot Maintenance Manual
TM 5-4940-225-20P	Organizational Maintenance Repair Parts and Special Tools Lists

5. How to Locate Repair Parts

- a. When Federal stock number or reference number is unknown:
 - (1) *First.* Using the table of contents determine the assembly group within which the repair part belongs. This is necessary since illustrations are prepared for assembly groups, and listings are divided into the same groups.
 - (2) *Second.* Find the illustration covering the assembly group to which the repair part belongs.
 - (3) *Third.* Identify the repair part on the illustration and note the illustration figure number and item number of the re-

- pair part.
 - (4) *Fourth.* Using the Repair Parts Listing, find the assembly group to which the repair part belongs and locate the illustration figure and item number noted on the illustration.
 - b. When the Federal stock number or reference number is known:
 - (1) *First.* Using the Index of Federal Stock Numbers and Reference Numbers find the pertinent Federal stock number and reference number. This index is in ascending FSN sequence followed by a list of reference numbers in ascending alphanumeric sequence, cross-referenced to the illustration figure number and item number.
 - (2) *Second.* Using the Repair Parts Listing, find the assembly group of the repair part and the illustration figure number and item number referenced in the Index of Federal Stock Numbers and Reference Numbers.

6. Abbreviations

- dc direct current
- ft foot (feet)
- lh left hand
- mtg. mounting
- rh right hand
- PTO Power take-off

7. Recommendations for Maintenance Publications Improvements.

You can improve this manual by calling attention to errors and by recommending improvements, using DA Form 2028 (Recommended Changes to Publications) or by a letter, and mailing directly to Commanding General, U.S. Army Mobility Equipment Command, ATTN: AMSME-MPP, 4300 Goodfellow Boulevard, St. Louis, Mo. 63120. A reply will be furnished directly to you.

(1)	(2)	(3)	(4)	(5)	(6)			(7)			(8)	(9)	(10)			
SMR	FEDERAL	DESCRIPTION	USABLE	UNIT	QTY	30-DAY DS MAINT ALLOWANCE			30-DAY GS MAINT ALLOWANCE			1-YR	DEPOT	ILLUS-TRATION		
CODE	STOCK		ON	OF	INC	(a)	(b)	(c)	(a)	(b)	(c)	PER	ALW	ALW	(a)	(b)
	NUMBER	REF NUMBER & MFR CODE	CODE	MEAS	IN	1-20	21-50	51-100	1-20	21-50	51-100	100	PER	100	FIG.	ITEM
					UNIT							EQUIP	EQUIP		NO.	NO.
SECTION II - REPAIR PARTS LIST																
GROUP 01 - AIR COMPRESSOR, MOTOR AND BASE																
P O	5310-732-0558	NUT, PLAIN, HEXAGON: AIR COMPRESSOR MTG MS51967-8 (96906)	EA		4	*	*	*	*	*	*	*	*	*	1	1
P O	5310-543-2705	WASHER, LOCK: AIR COMPRESSOR MTG MS35338-27 (96906)	EA		4	*	*	*	*	*	*	*	*	*	1	2
P O	5305-269-3211	SCREW, CAP, HEXAGON HEAD: AIR COMPRESSOR MTG MS90725-60 (96906)	EA		4	*	*	*	*	*	*	*	*	*	1	3
P2 O	4310-484-6068	COMPRESSOR ASSEMBLY, AIR CW907SPL (15548)	EA		1	*	*	*	*	*	*	*	*	*	1	
P O	5310-761-6882	NUT, PLAIN, HEXAGON: BRACKET MTG MS51967-2 (96906)	EA		3	*	*	*	*	*	*	*	*	*	1	4
P O	5310-550-1130	WASHER, LOCK: BRACKET MTG MS35333-40 (96906)	EA		3	*	*	*	*	*	*	*	*	*	1	5
P O	5305-068-0502	SCREW, CAP, HEXAGON HEAD: BRACKET MTG MS90725-6 (96906)	EA		3	*	*	*	*	*	*	*	*	*	1	6
P O	5310-761-6882	NUT, PLAIN, HEXAGON: BRACKET MTG MS51967-2 (96906)	EA		3	*	*	*	*	*	*	*	*	*	1	7
P O	5310-550-1130	WASHER, LOCK: BRACKET MTG MS35333-40 (96906)	EA		3	*	*	*	*	*	*	*	*	*	1	8
P O	5305-068-0502	SCREW, CAP, HEXAGON HEAD: BRACKET MTG MS90725-6 (96906)	EA		3	*	*	*	*	*	*	*	*	*	1	9
X2 O		BRACKET, BELT GUARD: LEFT CAX1989 (15548)	EA		1										1	10
X2 O		BRACKET, BELT GUARD: RIGHT CAX1990 (15548)	EA		1										1	11
P O	5310-880-7744	NUT, PLAIN, HEXAGON: BRACKET MTG MS51967-5 (96906)	EA		2	*	*	*	*	*	*	*	*	*	1	12
P O	5310-579-0079	WASHER, LOCK: BRACKET MTG MS35333-37 (96906)	EA		2	*	*	*	*	*	*	*	*	*	1	13
P O	5305-225-8497	SCREW, CAP, HEXAGON HEAD: BRACKET MTG MS90725-32 (96906)	EA		2	*	*	*	*	*	*	*	*	*	1	14
X2 O		BRACKET, BELT GUARD CA2251 (15548)	EA		1										1	15
X2 O		GUARD, BELT CA2250 (15548)	EA		1										1	16

(1)	(2)	(3)	(4)	(5)	(6)			(7)			(8)	(9)	(10)		
SMR	FEDERAL	DESCRIPTION			30-DAY DS MAINT			30-DAY GS MAINT			1-YR	DEPOT	ILLUS-		
CODE	STOCK		USABLE	UNIT	QTY	ALLOWANCE	ALLOWANCE	ALLOWANCE	ALLOWANCE	PER	ALW	MAINT	TRATION		
	NUMBER	REF NUMBER & MFR CODE	ON	OF	INC	(a)	(b)	(c)	(a)	(b)	(c)	100	100	(a)	(b)
			CODE	MEAS	IN	1-20	21-50	51-100	1-20	21-50	51-100	EQUIP	PER	FIG.	ITEM
					UNIT							CNTGY	EQUIP	NO.	NO.
P O	3030-529-0352	BELT, V: AIR COMPRESSOR MS39255A51 (96906)		EA	1	*	*	*	*	*	*	*	*	1	17
P O	5305-724-5898	SETSCREW: PULLEY MS51963-83 (96906)		EA	1	*	*	*	*	*	*	*	*	1	18
X2 F		PULLEY: MOTOR AC48 (76241)		EA	1									1	19
P O	5305-269-3211	SCREW, CAP, HEXAGON HEAD: COMPRESSOR MTG MS90725-60 (96906)		EA	4	*	*	*	*	*	*	*	*	1	20
P O	5310-543-2705	WASHER, LOCK: COMPRESSOR MTG MS35338-27 (96906)		EA	4	*	*	*	*	*	*	*	*	1	21
P O	5310-732-0558	NUT, PLAIN, HEXAGON: MOTOR MTG MS51967-8 (96906)		EA	4	*	*	*	*	*	*	*	*	1	22
P O	5310-543-2705	WASHER, LOCK: MOTOR MTG MS35338-27 (96906)		EA	4	*	*	*	*	*	*	*	*	1	23
P O	5305-269-3211	SCREW, CAP, HEXAGON HEAD: MOTOR MTG MS90725-60 (96906)		EA	4	*	*	*	*	*	*	*	*	1	24
X2 F		BASE ASSEMBLY, AIR COMPRESSOR CAY1926 (15548)		EA	1									1	25
P2 O		MOTOR, ELECTRIC: 2 HP, 220V 184T4R2474BC (38151)		EA	1	*	*	*	*	*	*	*	*	1	26
P O		SCREW, TAPPING: COVER MTG E7985-37S (38151)		EA	2	*	*	*	*	*	*	*	*	2	1
X2 F		COVER, CONDUIT BOX B61535A40 (38151)		EA	1									2	2
P F		GASKET: COVER E61823-1 (38151)		EA	1	*	*	*	*	*	*	*	*	2	3
P O		SCREW, MACHINE: BOX MTG E7531-37S (38151)		EA	2	*	*	*	*	*	*	*	*	2	4
X2 F		CONDUIT BOX A61534A-A40 (38151)		EA	1									2	5
P F	5310-732-0558	NUT, PLAIN, HEXAGON: THRU STUD MS51967-8 (96906)		EA	8	*	*	*	*	*	*	*	*	2	6
P F	4730-278-3397	PLUG, PIPE: OIL DRAIN E4850-1 (38151)		EA	4	*	*	*	*	*	*	*	*	2	7
X2 F		END BELL, SHAFT END A-A62931A-A40 (38151)		EA	1									2	8
X2 F		BAFFLE, SHAFT END E60766-2A40 (38151)		EA	1									2	9
P F		SPRING, BALL BEARING, LOADING E7661-17 (38151)		EA	1	*	*	*	*	*	*	*	*	2	10

(1)	(2)	(3)	(4)	(5)	(6)			(7)			(8)	(9)	(10)		
SMR	FEDERAL	DESCRIPTION	USABLE	UNIT	30-DAY DS MAINT ALLOWANCE			30-DAY GS MAINT ALLOWANCE			1-YR	DEPOT	ILLUS-TRATION		
CODE	STOCK		ON	OF	(a)	(b)	(c)	(a)	(b)	(c)	ALW	MAINT	(a)	(b)	
	NUMBER	REF NUMBER & MFR CODE	CODE	MEAS	INC	1-20	21-50	51-100	1-20	21-50	51-100	PER	ALW	FIG.	ITEM
					IN							100	100	NO.	NO.
					UNIT							EQUIP	EQUIP		
												CNTGY			
P2 F		STUD, THRU BOLT A60128-42S (38151)		EA	4	*	*	*	*	*	*	*	*	2	11
X2 F		END BELL A-A61240A-A40 (38151)		EA	1									2	12
X2 F		PLATE, BAFFLE E60766-1A40 (38151)		EA	1									2	13
X2 F	5315-057-6607	KEY, MACHINE: PULLEY E5890-20 (38151)		EA	1									2	14
P F		ROTOR ASSEMBLY A-AF84E20G3 (38151)		EA	1	*	*	*	*	*	*	*	*	2	15
P F	3110-144-8622	BEARING, BALL, ANNULAR 77505 (43334)		EA	1	*	*	*	*	*	*	*	*	2	16
P F	5305-013-9325	SETSCREW: FAN		EA	1	*	*	*	*	*	*	*	*	2	17
X2 F		FAN, MOTOR COOLING E-A71974B-C (38151)		EA	1									2	18
X1		CORE, ROTOR A-AF84E20 (38151)		EA	1									2	19
P F	3110-144-8589	BEARING, BALL, ANNULAR P9618529-7 (24446)		EA	1	*	*	*	*	*	*	*	*	2	20
X2 F		SHAFT, MAIN A61510-675 (38151)		EA	1									2	21
P2 F		BODY ASSEMBLY, MOTOR A-AC61417-194 (38151)		EA	1	*	*	*	*	*	*	*	*	2	22
P2 F		STATOR ASSEMBLY, MOTOR A-S8T4CA20C3A (38151)		EA	1	*	*	*	*	*	*	*	*	2	23
P2 F		WINDING KIT, STATOR HKM184457-1 (38151)		EA	1	*	*	*	*	*	*	*	*	2	24
X2 F		FRAME ASSEMBLY, MOTOR A-AC63274R4A40 (38151)		EA	1									2	25
P2 O		AIR CLEANER, OIL BATH F80SGGB (00736)		EA	1	*	*	*	*	*	*	*	*	3	
X2 O		TOP ASSEMBLY F80S800 (00736)		EA	1									3	1
X2 O		PIN, STRAIGHT, HEADLESS: NUT RETAINING A0B39 (00736)		EA	1									3	2
P O	5310-496-4182	NUT, WING: TOP RETAINING 10B20 (00736)		EA	1	*	*	*	*	*	*	*	*	3	3
X2 O		STUD, PLAIN: TOP RETAINING 10B04 (00736)		EA	1									3	4
P O	4310-607-1713	GASKET, TOP F80S166 (00736)		EA	1	*	*	*	*	*	*	*	*	3	5

(1)	(2)	(3)	(4)	(5)	(6)			(7)			(8)	(9)	(10)	
SMR	FEDERAL	DESCRIPTION	USABLE	UNIT	30-DAY DS MAINT ALLOWANCE			30-DAY GS MAINT ALLOWANCE			1-YR	DEPOT	ILLUS-	
CODE	STOCK		ON	OF	(a)	(b)	(c)	(a)	(b)	(c)	ALW	MAINT	(a)	(b)
	NUMBER	REF NUMBER & MFR CODE	CODE	MEAS	INC						PER	ALW	FIG.	ITEM
					IN	1-20	21-50	51-100	1-20	21-50	51-100	EQUIP	NO.	NO.
					UNIT						CNTGY	100		
												PER		
												100		
												EQUIP		
X2 O		TOP, AIR CLEANER F80S801 (00736)		EA	1								3	6
P2 O	4310-876-4882	ELEMENT, AIR CLEANER F80-07 (00736)		EA	1								3	7
X2 O		BOWL, AIR CLEANER F80S851 (00736)		EA	1								3	8
X2 O		GAKSET: BASE 10B06 (00736)		EA	1								3	9
X2 O		BASE, AIR CLEANER GJ499 (15548)		EA	1								3	10
P O		ELBOW, PIPE: AIR CLEANER VA834 (15548)		EA	1	*	*	*	*	*	*	*	4	1
P O		NIPPLE, PIPE: AIR CLEANER VAA856 (15548)		EA	1	*	*	*	*	*	*	*	4	2
P O		ELBOW, STREET VAA855 (15548)		EA	2	*	*	*	*	*	*	*	4	3
X2 F		ELBOW, SWIVEL 9405X12X12 (79470)		EA	1								4	4
X2 F		COMPRESSOR ASSEMBLY, AIR C90 (15548)		EA	1								4	
P F	5305-269-3220	SCREW, CAP, HEXAGON HEAD: CYLINDER HEAD MTG MS90725-70 (96906)		EA	7	*	*	*	*	*	*	*	4	5
P F		PIN, COTTER: CLEVIS PIN R89A (15548)		EA	1	*	*	*	*	*	*	*	4	6
P2 F		PIN, CLEVIS: PLUNGER CB613-5 (15548)		EA	1	*	*	*	*	*	*	*	4	7
P2 F		PLUNGER, UNLOADER, VALVE CBA630 (15548)		EA	1	*	*	*	*	*	*	*	4	8
X1		VALVE, CHECK CB17X (15548)		EA	1								4	9
P F		PIN, COTTER: CLEVIS PIN R89A (15548)		EA	1	*	*	*	*	*	*	*	4	10
X2 F		PIN, CLEVIS: CAM LEVER CB664-5 (15548)		EA	1								4	11
X1		PIN, UNLOADER PISTON CB613-4 (15548)		EA	1								4	12
X1		PISTON, UNLOADER, CYLINDER CB613-3 (15548)		EA	1								4	13
X1		CAM LEVER: UNLOADER CBA624 (15548)		EA	1								4	14
X2 F		CYLINDER, UNLOADER CBA629 (15548)		EA	1								4	15

(1)	(2)	(3)	(4)	(5)	(6)			(7)			(8)	(9)	(10)		
SMR	FEDERAL	DESCRIPTION			30-DAY DS MAINT			30-DAY GS MAINT			1-YR	DEPOT	ILLUS-		
CODE	STOCK		USABLE	UNIT	QTY	(a)	(b)	(c)	(a)	(b)	(c)	ALW	MAINT	TRATION	
NUMBER	NUMBER	REF NUMBER & MFR CODE	ON	OF	INC							PER	ALW	(a)	
			CODE	MEAS	UNIT	1-20	21-50	51-100	1-20	21-50	51-100	CNTGY	PER	ITEM	
												EQUIP	100	NO.	
												EQUIP	100	NO.	
X2 F		LOCKNUT, UNLOADER VALVE CB613-8 (15548)		EA	1									4	16
X1		PIN, UNLOADER CQ834 (15548)		EA	1									4	17
X1		SPRING, UNLOADER PIN CA299-6 (15548)		EA	1									4	18
X1		CAP, SUCTION CN245-6 (15548)		EA	1									4	19
X1		VALVE, SAFETY POPPET GK2S (15548)		EA	1									4	20
X1		HEAD, CYLINDER CQ833 (15548)		EA	1									4	21
X2 F		VALVE PLATE ASSEMBLY CQ802 (15548)		EA	1									5	
P F	4310-678-0017	GASKET, CYLINDER HEAD CQ822 (15548)		EA	1	*	*	*	*	*	*	*	*	5	1
P F	4310-630-4445	GASKET, VALVE PLATE CQ823 (15548)		EA	1	*	*	*	*	*	*	*	*	5	2
P F	4310-795-0222	SCREW, TAPPING: VALVE MTG RG2455 (15548)		EA	2	*	*	*	*	*	*	*	*	5	3
X2 F		REINFORCER, FLAPPER VAVLE CQ849 (15548)		EA	1									5	4
X2 F		VALVE, FLAP, BREATHER CQ812(15548)		EA	1									5	5
X1		SEAT, UNLOADER CQ820 (15548)		EA	1									5	6
X1		BALL, STEEL VRD34 (15548)		EA	1									5	7
X2 F		VALVE DISCHARGE: HIGH PRESSURE CQ839 (15548)		EA	1									5	8
P F	5305-622-9478	SCREW, MACHINE: BAR LOCKING MS35265-49 (96906)		EA	2	*	*	*	*	*	*	*	*	5	9
X1		BAR, VALVE RETAINER CK1627 (15548)		EA	1									5	10
X1		RETAINER, DISCHARGE VAVLE CQ828 (15548)		EA	1									5	11
X1		SPRING, DISCHARGE VALVE CA299-47 (15548)		EA	1									5	12
X1		DISK, DISCHARGE VALVE CQ814 (15548)		EA	1									5	13
P2 F	4940-735-4168	VALVE DISCHARGE: LOW PRESSURE CQ840 (15548)		EA	1	*	*	*	*	*	*	*	*	5	14

(1)	(2)	(3)	(4)	(5)	(6)			(7)			(8)	(9)	(10)		
SMR	FEDERAL	DESCRIPTION			30-DAY DS MAINT			30-DAY GS MAINT			1-YR	DEPOT	ILLUS-		
CODE	STOCK		USABLE	UNIT	QTY	ALLOWANCE	ALLOWANCE	ALLOWANCE	ALLOWANCE	ALW	MAINT	TRATION			
	NUMBER	REF NUMBER & MFR CODE	ON	OF	(a)	(b)	(c)	(a)	(b)	(c)	PER	ALW	(a)		
			CODE	MEAS	INC						100	PER	(b)		
					IN						EQUIP	100	FIG.		
					UNIT	1-20	21-50	51-100	1-20	21-50	51-100	CNTGY	EQUIP	NO.	
														NO.	
P F	5305-785-0696	SCREW, MACHINE: BAR LOCKING CK1628 (15548)		EA	2	*	*	*	*	*	*	*	*	5	15
X1		BAR, VALVE RETAINER CK1627 (15548)		EA	1									5	16
X1		RETAINER, DISCHARGE VALVE CC1221 (15548)		EA	1									5	17
X1		SPRING, DISCHARGE VALVE CA299-15 (15548)		EA	1									5	18
X1		DISC, DISCHARGE VALVE CT6X (15548)		EA	1									5	19
P2 F	4940-735-4167	VALVE, SUCTION: HIGH PRESSURE CQ841 (15548)		EA	1	*	*	*	*	*	*	*	*	5	20
P F	5310-959-7600	NUT, SELF-LOCKING: GUIDE RETAINING MS51922-5 (96906)		EA	1	*	*	*	*	*	*	*	*	5	21
X1		DISC, SUCTION VALVE RL1844 (15548)		EA	1									5	22
X1		SPRING, SUCTION VALVE RL1843 (15548)		EA	1									5	23
X1		GUIDE, SUCTION VALVE CQ831 (15548)		EA	1									5	24
P2 F	4940-735-4171	VALVE, SUCTION: LOW PRESSURE CQ838 (15548)		EA	1	*	*	*	*	*	*	*	*	5	25
P F	5310-959-7600	NUT, SELF-LOCKING: GUIDE RETAINING MS51922-5 (96906)		EA	1	*	*	*	*	*	*	*	*	5	26
X1		DISC, SUCTION VALVE CQ811 (15548)		EA	1									5	27
X1		SPRING, SUCTION VALVE RL1843 (15548)		EA	1									5	28
X1		GUIDE, SUCTION VALVE CQ832 (15548)		EA	1									5	29
X1		PLATE, VAVLE CQ807 (15548)		EA	1									5	30
P F	5305-225-8494	SCREW, CAP HEXAGON HEAD: SUPPORT MOUNTING MS90725-29 (96906)		EA	1	*	*	*	*	*	*	*	*	6	1
P F		WASHER, LOCK: SUPPORT MTG MS35338-20 (96906)		EA	1	*	*	*	*	*	*	*	*	6	2
X2 F		SUPPORT, INTERCOOLER CQ845 (15548)		EA	1									6	3
X2 F		SLEEVE, COMPRESSION: INTERCOOLER CK420-5 (15548)		EA	2									6	4

(1)	(2)	(3)	(4)	(5)	(6)			(7)			(8)	(9)	(10)			
SMR	FEDERAL	DESCRIPTION	USABLE	UNIT	30-DAY DS MAINT			30-DAY GS MAINT			1-YR	DEPOT	ILLUS-			
CODE	STOCK		ON	OF	ALLOWANCE			ALLOWANCE			ALW	MAINT	TRATION			
	NUMBER	REF NUMBER & MFR CODE	CODE	MEAS	QTY	(a)	(b)	(c)	(a)	(b)	(c)	PER	ALW	(a)	(b)	
					INC							100	PER	FIG.	ITEM	
					IN	UNIT	1-20	21-50	51-100	1-20	21-50	51-100	CNTGY	EQUIP	NO.	NO.
P2 F	4730-818-7481	NUT, COMPRESSION: INTERCOOLER CK317-3 (15548)		EA	2	*	*	*	*	*	*	*	*	*	6	5
X2 F		INTERCOOLER CQ809 (15548)		EA	1										6	6
P2 F	5305-089-1294	SETSCREW: FLYWHEEL RETAINING MS51955-34 (96906)		EA	1	*	*	*	*	*	*	*	*	*	6	7
X2 F		FLYWHEEL ASSEMBLY CK1642A (15548)		EA	1										6	8
P O	5310-461-5898	NUT, PLAIN, HEXAGON: FRAME MTG R88B (15548)		EA	2	*	*	*	*	*	*	*	*	*	6	9
P F		WASHER, LOCK: FRAME MTG R379 (15548)		EA	2	*	*	*	*	*	*	*	*	*	6	10
P F	5315-483-0481	PIN, COTTER: LINK R78A (15548)		EA	4	*	*	*	*	*	*	*	*	*	6	11
X2 F		LINK, WEIGHT TO COLLAR CB674-6 (15548)		EA	4										6	12
X2 F		COLLAR, WEIGHT CB643-2 (15548)		EA	1										6	13
X2 F		WEIGHT, FLYWHEEL CBA641 (15548)		EA	2										6	14
X2 F		SPRING, WEIGHT CBA649 (15548)		EA	2										6	15
X2 F		FRAME, CENTRIFUGAL CB643-1 (15548)		EA	1										6	16
P F		STUD, FRAME CBA647 (15548)		EA	2	*	*	*	*	*	*	*	*	*	6	17
X2 F		FLYWHEEL CK1642A (15548)		EA	1										6	18
X2 F		KEY, MACHINE: FLYWHEEL MS20066-210 (96906)		EA	1										6	19
P O		PLUG, PIPE: OIL DRAIN VA804 (15548)		EA	1	*	*	*	*	*	*	*	*	*	6	20
P O		ELBOW PIPE: OIL DRAIN VAA854 (15548)		EA	1	*	*	*	*	*	*	*	*	*	6	21
P O		NIPPLE, PIPE: OIL DRAIN VAA853 (15548)		EA	1	*	*	*	*	*	*	*	*	*	6	22
P F		PIN, COTTER: LEVER PIN R89A (15548)		EA	2	*	*	*	*	*	*	*	*	*	6	23
X2 O		PIN, LEVER CBA600 (15548)		EA	1										6	24
X2 O		LEVER, UNLOADER CBA628 (15548)		EA	1										6	25

(1)	(2)	(3)	(4)	(5)	(6)			(7)			(8)	(9)	(10)		
SMR	FEDERAL	DESCRIPTION	USABLE	UNIT	30-DAY DS MAINT			30-DAY GS MAINT			1-YR	DEPOT	ILLUS-		
CODE	STOCK		ON	OF	ALLOWANCE	ALLOWANCE	ALLOWANCE	ALLOWANCE	ALLOWANCE	ALW	MAINT	(a)	(b)		
	NUMBER	REF NUMBER & MFR CODE	CODE	MEAS	INC	(a)	(b)	(c)	(a)	(b)	(c)	PER	ALW	TRATION	
					IN	1-20	21-50	51-100	1-20	21-50	51-100	100	PER	(a)	
					UNIT	1-20	21-50	51-100	1-20	21-50	51-100	EQUIP	100	FIG.	
												CNTGY	EQUIP	NO.	
														ITEM	
														NO.	
P2 F		SPRING, UNLOADER LEVER CBA650 (15548)		EA	1	*	*	*	*	*	*	*	*	6	26
P F	5305-225-8499	SCREW, CAP, HEXAGON HEAD: CYLINDER MTG MS90725-34 (96906)		EA	8	*	*	*	*	*	*	*	*	7	1
X2 F		CYLINDER, AIR COMPRESSOR CQ806 (15548)		EA	1									7	2
P F	5330-630-4443	GASKET, CRANKCASE RL1830 (15548)		EA	1	*	*	*	*	*	*	*	*	7	3
P F	5305-225-8849	SCREW, CAP, HEXAGON HEAD: END PLATE MTG MS90725-34 (96906)		EA	5	*	*	*	*	*	*	*	*	7	4
X2 F		END PLATE, SMALL RL1809 (15548)		EA	1									7	5
P2 F	4310-796-9440	SHIM SET: BEARING ADJUSTING RL1828 (15548)		EA	1	*	*	*	*	*	*	*	*	7	6
P F	5330-630-4449	GASKET: SMALL END PLATE RL1826 (15548)		EA	1	*	*	*	*	*	*	*	*	7	7
P F	5305-225-8499	SCREW, CAP, HEXAGON HEAD: END PLATE MTG MS90725-34 (96906)		EA	4	*	*	*	*	*	*	*	*	7	8
X2 F		END PLATE CK1611 (15548)		EA	1									7	9
X2 F		CUP, ROLLER BEARING 14276 (60038)		EA	1									7	10
P F	5330-630-4448	GASKET, LARGE END PLATE RL1829 (15548)		EA	1	*	*	*	*	*	*	*	*	7	11
X2 F		CRANKSHAFT ASSEMBLY CQ801 (15548)		EA	1									7	
P2 F	4310-451-3602	PISTON AND CONNECTING ROD ASSEMBLY: LOW PRESSURE CQ858 (15548)		EA	1	*	*	*	*	*	*	*	*	7	12
X1		PISTON ASSEMBLY: LOW PRESSURE CQ5R (15548)		EA	1									7	13
X1		PIN, SPRING: PISTON PIN RETAINING VH1310 (15548)		EA	1									7	14
X1		PIN, PISTON CQ872 (15548)		EA	1									7	15
X1		RING PISTON: COMPRESSOR CAD239-8 (15548)		EA	3									7	16
X1		RING, PISTON: OIL CAD241-7 (15548)		EA	1									7	17
X1		PISTON: LOW PRESSURE CQ867 (15548)		EA	1									7	18

(1)	(2)	(3)	(4)	(5)	(6)			(7)			(8)	(9)	(10)		
SMR	FEDERAL	DESCRIPTION	USABLE	UNIT	QTY	30-DAY DS MAINT			30-DAY GS MAINT			1-YR	DEPOT	ILLUS-	
CODE	STOCK		ON	OF	INC	ALLOWANCE	ALLOWANCE	ALLOWANCE	ALLOWANCE	ALLOWANCE	ALW	MAINT	TRATION		
NUMBER		REF NUMBER & MFR CODE	CODE	MEAS	IN	(a)	(b)	(c)	(a)	(b)	(c)	PER	ALW	(a)	(b)
					UNIT	1-20	21-50	51-100	1-20	21-50	51-100	CNTGY	EQUIP	FIG.	ITEM
													EQUIP	NO.	NO.
X1		BOLT, HEXAGON HEAD: CONNECTING ROD R377 (15548)		EA	2									7	19
P F	5310-579-0079	WASHER LOCK: CONNECTING ROD MS35333-20 (96906)		EA	2	*	*	*	*	*	*	*	*	7	20
X1		SHIM, CONNECTING ROD RL1865 (15548)		EA	2									7	21
X1		ROD ASSEMBLY, CONNECTING: LOW PRESSURE CQ827 (15548)		EA	1									7	22
X1		BUSHING, ROD: LOW PRESSURE RL1870 (15548)		EA	1									7	23
X1		BEARING, HALF: CONNECTING ROD RL1831 (15548)		EA	2									7	24
P2 F		PISTON AND CONNECTING ROD ASSEMBLY: HIGH PRESSURE CQ859 (15548)		EA	1	*	*	*	*	*	*	*	*	7	25
X1		PISTON ASSEMBLY: HIGH PRESSURE CU5Z (15548)		EA	1									7	26
X1		PIN, SPRING: PISTON PIN VH1313 (15548)		EA	1									7	27
X1		PIN, PISTON CQ873 (15548)		EA	1									7	28
X1		RING, PISTON: COMPRESSION CAD239-1 (15548)		EA	3									7	29
X1		RING, PISTON: OIL CAD233-26 (15548)		EA	1									7	30
X1		PISTON: HIGH PRESSURE CQ866 (15548)		EA	1									7	31
X1		BOLT, ROD, HEXAGON HEAD: CONNECTING ROD R377 (15548)		EA	2									7	32
P F		WASHER, LOCK: CONNECTING ROD MS35338-20 (96906)		EA	2	*	*	*	*	*	*	*	*	7	33
X1		SHIM, CONNECTING ROD RL1865 (15548)		EA	2									7	34
X1		ROD ASSEMBLY, CONNECTING: CQ825 (15548)		EA	1									7	35
X1		BUSHING, SLEEVE: PISTON PIN CQ819 (15548)		EA	1									7	36
X1		BEARING, HALF: CONNECTING ROD RL1831 (15548)		EA	2									7	37

(1)	(2)	(3)	(4)	(5)	(6)			(7)			(8)	(9)	(10)		
SMR	FEDERAL	DESCRIPTION	USABLE	UNIT	30-DAY DS MAINT			30-DAY GS MAINT			1-YR	DEPOT	ILLUS-		
CODE	STOCK		ON	OF	ALLOWANCE			ALLOWANCE			ALW	MAINT	TRATION		
	NUMBER	REF NUMBER & MFR CODE	CODE	MEAS	QTY	(a)	(b)	(c)	(a)	(b)	(c)	PER	ALW	(a)	(b)
					INC	1-20	21-50	51-100	1-20	21-50	51-100	100	PER	FIG.	ITEM
					IN	UNIT						EQUIP	100	NO.	NO.
												CNTGY	EQUIP		
P F	3110-100-3150	CONE AND ROLERS: CRANKSHAFT 14138A (60038)		EA	2	*	*	*	*	*	*	*	*	7	38
X2 F		CRANKSHAFT ASSEMBLY CQ861 (15548)		EA	1									7	39
X2 F		SCREW, BUTTON: BAFFLE MTG URD19 (15548)		EA	6									7	40
X2 F		BAFFLE, OIL: SIDE RL1812 (15548)		EA	2									7	41
X2 F		BAFFLE, OIL: CENTER RL1835 (15548)		EA	1									7	42
X2 F		CRANKCASE ASSEMBLY CK1601 (15548)		EA	1									7	
X1		CUP, ROLLER BEARING 14276 (60038)		EA	1									7	43
P F	4310-821-9175	RING, OILING RL1853 (15548)		EA	1	*	*	*	*	*	*	*	*	7	44
P F		PIN, COTTER: CRANKCASE R615 (15548)		EA	1	*	*	*	*	*	*	*	*	7	45
X2 F		CRANKCASE, W/DIPSTICK CK1606 (15548)		EA	1									7	46
X2 O		DIPSTICK, OIL LEVEL CCA1290 (15548)		EA	1									7	47
P O		O RING, DIPSTICK VB403 (15548)		EA	1	*	*	*	*	*	*	*	*	7	48
X2 F		CRANKCASE CK1648 (15548)		EA	1									7	49
P2 F	5930-087-4027	SWITCH PRESSURE 69HA1 (23826)		EA	1	*	*	*	*	*	*	*	*	8	
P O	5305-543-2753	SCREW, MACHINE: MS35266-61 (96906)		EA	6	*	*	*	*	*	*	*	*	8	1
X2 F		ENCLOSURE, PRESSURE SWITCH D9271-15 (23826)		EA	1									8	2
P2 F	5930-772-6081	DIAPHRAGM, SWITCH D274-1 (23826)		EA	1	*	*	*	*	*	*	*	*	8	3
X2 F		PLATE DIAPHRAGM D10456-1 (23826)		EA	1									8	4
X2 F		SPRING, DIAPHRAGM D467-1 (23826)		EA	1									8	5
X2 F		COVER, SWITCH D9943-10 (23826)		EA	1									8	6
X2 F		BOARD, CONTACT D1673-1 (23826)		EA	1									8	7
P F		CONTACT, PRESSUR SWITCH D9805-1 (23826)		EA	1	*	*	*	*	*	*	*	*	8	8

(1)	(2)	(3)	(4)	(5)	(6)			(7)			(8)	(9)	(10)			
SMR	FEDERAL	DESCRIPTION	USABLE	UNIT	QTY	30-DAY DS MAINT ALLOWANCE			30-DAY GS MAINT ALLOWANCE			1-YR	DEPOT	ILLUS-TRATION		
CODE	STOCK	REF NUMBER & MFR CODE	ON	OF	INC	(a)	(b)	(c)	(a)	(b)	(c)	PER	ALW	PER	(a)	(b)
NUMBER			CODE	MEAS	IN	1-20	21-50	51-100	1-20	21-50	51-100	100	100	100	FIG.	ITEM
					UNIT							EQUIP	EQUIP	EQUIP	NO.	NO.
X2 F		PIN, PRESSURE SWITCH D354-1 (23826)	EA		1	*	*	*	*	*	*	*	*	*	8	9
X2 F		ROD, PRESSURE SWITCH D334-1 (23826)	EA		1	*	*	*	*	*	*	*	*	*	8	10
X2 F		SPRING, PRESSURE SWITCH D358-1 (23826)	EA		1										8	11
P2 O		STARTER ASSEMBLY, COMPRESSOR 11CA3BX18 (23826)	EA		1	*	*	*	*	*	*	*	*	*	9	
P2 O		SCREW, SELF TAPPING S263-12 (23826)	EA		4	*	*	*	*	*	*	*	*	*	9	1
X2 O		TOP, STARTER D15331-1 (23826)	EA		1										9	2
X2 F		SPRING, CROSS ARM D15337-1 (23826)	EA		1										9	3
X2 F		CROSS ARM, STARTER D15741-1 (23826)	EA		1										9	4
X2 F		CONTACT AND SPRING 75CA11 (23826)	EA		1										9	5
X2 F		BOARD, CONTACT D16026-1 (23826)	EA		1										9	6
P F	5305-543-5103	SCREW, MACHINE HEATER MTG 587497 (19207)	EA		2	*	*	*	*	*	*	*	*	*	9	7
P2 F		HEATER D10631H29 (23826)	EA		2	*	*	*	*	*	*	*	*	*	9	8
P O		SCREW, OVERLOAD MTG MS16997-30 (96906)	EA		1	*	*	*	*	*	*	*	*	*	9	9
X2 F		OVERLOAD, STARTER 11L8405 (23826)	EA		1										9	10
P F		PUSH BUTTON ASSEMBLY D50837 (23826)	EA		1	*	*	*	*	*	*	*	*	*	9	11
P2 O		HOSE ASSEMBLY: COMPRESSOR 13217E1086 (97403)	EA		1	*	*	*	*	*	*	*	*	*	10	1
P O		ELBOW: HOSE TO TUBING MS51813-8 (96906)	EA		1	*	*	*	*	*	*	*	*	*	10	2
P2 O		TUBE, STEEL: OUTLET 12K7339-27 (98255)	EA		1	*	*	*	*	*	*	*	*	*	10	3
P O	4730-477-7387	ELBOW, TUBE: MS51820-8 (96906)	EA		1	*	*	*	*	*	*	*	*	*	10	4
P2 O	4710-460-4513	TUBE, STEEL: INLET 12K7339-25 (98255)	EA		1	*	*	*	*	*	*	*	*	*	10	5
P O		ADAPTER, TANK OUTLET MS51819-44 (96906)	EA		1	*	*	*	*	*	*	*	*	*	10	6
P O	6685-966-5835	GAGE, AIR: COMPRESSOR 18-013-205 (43990)	EA		1	*	*	*	*	*	*	*	*	*	10	7

(1)	(2)	(3)	(4)	(5)	(6)	(7)	(8)	(9)	(10)
SMR	FEDERAL	DESCRIPTION			30-DAY DS MAINT	30-DAY GS MAINT	1-YR	DEPOT	ILLUS-
CODE	STOCK		USABLE	UNIT	ALLOWANCE	ALLOWANCE	ALW	MAINT	TRATION
NUMBER		REF NUMBER & MFR CODE	ON	OF	(a) (b) (c)	(a) (b) (c)	PER	ALW	(a) (b)
			CODE	MEAS	QTY		100	PER	FIG. ITEM
					INC		EQUIP	100	NO. NO.
					IN		CNTGY	EQUIP	
					UNIT	1-20 21-50 51-100	1-20 21-50 51-100		
P O	4730-202-7729	BUSHING, PIPE 1321E0112-5 (97403)		EA	1	* * *	* * *	* * *	10 8
X2 F		VALVE, RELIEF 16-105-012 (43990)		EA	1				10 9
P O		BUSHING, PIPE: VLAVE 13218E0112-6 (97403)		EA	1	* * *	* * *	* * *	10 10
P O	4730-253-4414	ELBOW, PIPE: VALVE MS39230-4 (96906)		EA	1	* * *	* * *	* * *	10 11
P O	4730-701-7678	ELBOW: PIPE TO TUBE MS39182-6 (96906)		EA	1	* * *	* * *	* * *	10 12
P2 O	4710-484-8510	TUBE, COPPER 8689210 (19207)		EA	1	* * *	* * *	* * *	10 13
P O	4730-202-9036	ADAPTER, TUBE MS39179-10 (96906)		EA	1	* * *	* * *	* * *	10 14
P O	4730-278-7792	CROSS, PIPE WWP521 (81348)		EA	1	* * *	* * *	* * *	10 15
P O		NIPPLE, PIPE: CROSS TO TANK MS51953-78 (96906)		EA	1	* * *	* * *	* * *	10 16
P F	4730-422-4989	COUPLING, HOSE 17 (73992)		EA	1	* * *	* * *	* * *	10 17
P F	4730-814-3108	COUPLING, HOSE 3300 (73992)		EA	1	* * *	* * *	* * *	10 18
P O		BUSHING PIPE 13218E0112-9 (97403)		EA	1	* * *	* * *	* * *	10 19
P2 F		VALVE, NEEDLE E2403X4X4 (79470)		EA	1	* * *	* * *	* * *	10 20
X2 O		TUBE, COPPER: 6 FEET, 2INCH, DRAIN 8689206 (19207)		FT					10 21
X2 O		LOOM, DRAIN TUBE 8376125 (19207)		FT					10 22
		GROUP 02 - HEATER AND EXHAUST							
X2 O		HEATER, SPACE 13217E1080 (97403)		EA	1				11
P O		SCREW, TAPPING: CLAMP MTG MS24529-46 (96906)		EA	2	* * *	* * *	* * *	11 1
P O		CLAMP, LOOP: FUEL LINE MS21333-67 (96906)		EA	2	* * *	* * *	* * *	11 2
P O	4730-011-6452	NUT, TUBE: COUPLING MS39166-3 (96906)		EA	1	* * *	* * *	* * *	11 3
P O	5975-335-2588	TUBE, NONMETALLIC: FUEL LINE 1K1743-2 (98255)		EA	1	* * *	* * *	* * *	11 4
P O	4710-277-5525	TUBE, FUEL LINE 1K1557 (98255)		EA	1	* * *	* * *	* * *	11 5

(1)	(2)	(3)	(4)	(5)	(6)			(7)			(8)	(9)	(10)		
SMR	FEDERAL	DESCRIPTION	USABLE	UNIT	30-DAY DS MAINT ALLOWANCE			30-DAY GS MAINT ALLOWANCE			1-YR	DEPOT	ILLUS-TRATION		
CODE	STOCK		ON	OF	QTY	(a)	(b)	(c)	(a)	(b)	(c)	ALW	MAINT	(a)	(b)
	NUMBER	REF NUMBER & MFR CODE	CODE	MEAS	INC							PER	ALW		
					IN	1-20	21-50	51-100	1-20	21-50	51-100	EQUIP	100	FIG.	ITEM
					UNIT							CNTGY	PER	NO.	NO.
P O	4730-011-6452	NUT, TUBE: COUPLING MS39166-3 (96906)		EA	1	*	*	*	*	*	*	*	*	11	6
P O	5975-335-2588	TUBE, NONMETALLIC: FUEL LINE 1K1743-2 (98255)		EA	1	*	*	*	*	*	*	*	*	11	7
P O	4710-277-5525	TUBE, FUEL LINE 1K1557 (98255)		EA	1	*	*	*	*	*	*	*	*	11	8
P O	4730-011-6452	NUT, TUBE: COUPLING MS39166-3 (96906)		EA	1	*	*	*	*	*	*	*	*	11	9
P O		VALVE, NEEDLE: FUEL SHUT-OFF 13217E1229 (97403)		EA	1	*	*	*	*	*	*	*	*	11	10
P O	4730-011-6452	NUT, TUBE: COUPLING MS39166-3 (96906)		EA	1	*	*	*	*	*	*	*	*	11	11
P O	5975-335-2588	TUBE, NONMETALLIC 1K1743-2 (98255)		EA	1	*	*	*	*	*	*	*	*	11	12
P O	4710-277-5525	TUBE, FUEL LINE 1K1557 (98255)		EA	1	*	*	*	*	*	*	*	*	11	13
P O	4730-011-6452	NUT, TUBE: COUPLING MS39166-3 (96906)		EA	1	*	*	*	*	*	*	*	*	11	14
P O	4730-900-3296	ADAPTER, FUEL LINE MS39158-3 (96906)		EA	1	*	*	*	*	*	*	*	*	11	15
P O		SCREW, TAPPING MS24617-31 (96906)		EA	4	*	*	*	*	*	*	*	*	11	16
X2 O		GUARD, EXHAUST 13217E1188 (97403)		EA	1									11	17
P O	4730-908-6294	CLAMP, HOSE MS35842-16 (96906)		EA	4	*	*	*	*	*	*	*	*	11	18
P O		INSULATION, PIPE 12H8049-2 (98255)		EA	1	*	*	*	*	*	*	*	*	11	19
X2 O		EXTENSION, EXHAUST PIPE 13217E1186 (97403)		EA	1									11	20
P O	4730-240-1672	UNION, PIPE		EA	1	*	*	*	*	*	*	*	*	11	21
P2 O	4710-237-5685	PIPE, EXHAUST 13217E1187-1 (97403)		EA	1	*	*	*	*	*	*	*	*	11	22
P O	4730-253-4419	ELBOW, PIPE MS39230-9 (96906)		EA	1	*	*	*	*	*	*	*	*	11	23
X2 F		DEFLECTOR, HEAT 13217E1223 (97403)		EA	1									11	24
P O	5310-331-9467	NUT, SPRING: HEATER MTG 13217E1039-2 (97403)		EA	4	*	*	*	*	*	*	*	*	11	25
P O	5310-407-9566	WASHER, LOCK: HEATER MTG MS35338-45 (96906)		EA	4	*	*	*	*	*	*	*	*	11	26
P O	5305-225-9081	SCREW, CAP: HEXAGON HEAD HEATER MTG MS90725-36 (96906)		EA	4	*	*	*	*	*	*	*	*	11	27

(1)	(2)	(3)	(4)	(5)	(6)			(7)			(8)	(9)	(10)			
SMR	FEDERAL	DESCRIPTION	USABLE	UNIT	QTY	30-DAY DS MAINT			30-DAY GS MAINT			1-YR	DEPOT	ILLUS-		
CODE	STOCK		ON	OF	INC	ALLOWANCE			ALLOWANCE			ALW	MAINT	TRATION		
	NUMBER	REF NUMBER & MFR CODE	CODE	MEAS	IN	(a)	(b)	(c)	(a)	(b)	(c)	PER	ALW	ALW	(a)	(b)
					UNIT	1-20	21-50	51-100	1-20	21-50	51-100	CNTGY	PER	PER	FIG.	ITEM
													100	100	NO.	NO.
													EQUIP	EQUIP		
GROUP 03 - WELDER AND LATHE TABLE																
P O	5310-934-9751	NUT, PLAIN HEXAGON: SHIELD MTG MS35650-302 (96906)	EA	2	*	*	*	*	*	*	*	*	*	*	12	1
P O	5310-045-3296	WASHER, LOCK: SHIELD MTG MS35338-43 (96906)	EA	2	*	*	*	*	*	*	*	*	*	*	12	2
P O	5305-989-7435	SCREW, MACHINE: SHIELD MTG MS35207-264 (96906)	EA	2	*	*	*	*	*	*	*	*	*	*	12	3
X2 F		SHIELD, WELDER 13217E1090 (97403)	EA	1											12	4
P O	5310-880-7744	NUT, PLAIN HEXAGON: TABLE MTG MS51967-5 (96906)	EA	2	*	*	*	*	*	*	*	*	*	*	12	5
P O	5310-407-9566	WASHER, LOCK: TABLE MTG MS35338-45 (96906)	EA	2	*	*	*	*	*	*	*	*	*	*	12	6
P O	5365-403-5288	SHIM: TABLE MTG 13217E1144 (97403)	EA	2	*	*	*	*	*	*	*	*	*	*	12	7
P O	5310-335-0051	NUT, SPRING: TABLE MTG 13217E1039-1 (97403)	EA	2	*	*	*	*	*	*	*	*	*	*	12	8
P O	5310-584-5272	WASHER, LOCK: TABLE MTG MS35338-48 (96906)	EA	2	*	*	*	*	*	*	*	*	*	*	12	9
P O	5305-782-9495	SCREW, CAP HEXAGON HEAD: TABLE MTG MS90725-111 (96906)	EA	2	*	*	*	*	*	*	*	*	*	*	12	10
P O	5310-732-0558	NUT, PLAIN HEXAGON: TABLE MTG MS51967-8 (96906)	EA	3	*	*	*	*	*	*	*	*	*	*	12	11
P O	5310-637-9541	WASHER, LOCK: TABLE MTG MS35338-46 (96906)	EA	3	*	*	*	*	*	*	*	*	*	*	12	12
P O	5305-269-3210	SCREW, CAP HEXAGON HEAD: TABLE MTG MS90725-59 (96906)	EA	3	*	*	*	*	*	*	*	*	*	*	12	13
X2 F		TABLE, WELDER 13217E059 (97403)	EA	1											12	14
P O	5310-732-0558	NUT, PLAIN HEXAGON: SHELF MTG MS51967-8 (96906)	EA	2	*	*	*	*	*	*	*	*	*	*	12	15
P O	5310-637-9541	WASHER, LOCK: SHELF MTG MS35338-46 (96906)	EA	2	*	*	*	*	*	*	*	*	*	*	12	16
P O	5305-269-3210	SCREW, CAP HEXAGON HEAD: SHELF MTG MS90725-59 (96906)	EA	2	*	*	*	*	*	*	*	*	*	*	12	17
P O	5310-732-0558	NUT, PLAIN, HEXAGON: SHELF MTG MS51967-8 (96906)	EA	1	*	*	*	*	*	*	*	*	*	*	12	18
P O	5310-637-9541	WASHER, LOCK: SHELF MTG MS35338-46 (96906)	EA	1	*	*	*	*	*	*	*	*	*	*	12	19
P O		SCREW, CAP HEXAGON HEAD: SHELF MTG MS90725-69 (96906)	EA	1	*	*	*	*	*	*	*	*	*	*	12	20

(1)	(2)	(3)	(4)	(5)	(6)			(7)			(8)	(9)	(10)		
SMR	FEDERAL	DESCRIPTION	USABLE	UNIT	30-DAY DS MAINT			30-DAY GS MAINT			1-YR	DEPOT	ILLUS-		
CODE	STOCK		ON	OF	ALLOWANCE			ALLOWANCE			ALW	MAINT	(a)	(b)	
	NUMBER	REF NUMBER & MFR CODE	CODE	MEAS	QTY	(a)	(b)	(c)	(a)	(b)	(c)	PER	100	FIG.	ITEM
					INC	1-20	21-50	51-100	1-20	21-50	51-100	EQUIP	100	NO.	NO.
					IN							CNTGY	EQUIP		
X2 F		SHELF, LATHE 13217E1166 (97403)		EA	1									12	21
P O	5310-335-0051	NUT, SPRING: LEG MTG 13217E1039-1 (97403)		EA	2	*	*	*	*	*	*	*	*	12	22
P O	5310-584-5272	WASHER, LOCK: LEG MTG MS35338-48 (96906)		EA	2	*	*	*	*	*	*	*	*	12	23
P O	5305-782-9495	SCREW, CAP HEXAGON HEAD: LEG MTG MS90725-111 (96906)		EA	2	*	*	*	*	*	*	*	*	12	24
X2 F		LEG, SHELF MTG 13217E1165 (97403)		A	1									12	25
P O	5310-732-0558	NUT, PLAIN, HEXAGON: TABLE MTG MS51967-8 (96906)		EA	2	*	*	*	*	*	*	*	*	12	26
P O	5310-637-9541	WASHER, LOCK: TABLE MTG MS35338-46 (96906)		EA	2	*	*	*	*	*	*	*	*	12	27
P O	5365-403-5288	SHIM: LATHE TABLE 13217E1144 (97403)		EA	2	*	*	*	*	*	*	*	*	12	28
P O	5305-637-9541	SCREW, CAP HEXAGON HEAD: TABLE MTG MS90725-59 (96906)		EA	2	*	*	*	*	*	*	*	*	12	29
P O	5310-335-0051	NUT, SPRING: TABLE MTG MS51967-8 (96906)		EA	6	*	*	*	*	*	*	*	*	12	30
P O	5310-584-5272	WASHER, LOCK: TABLE MTG MS35338-48 (96906)		EA	6	*	*	*	*	*	*	*	*	12	31
P O	5305-782-9495	SCREW, CAP HEXAGON HEAD: TABLE MTG MS90725-111 (96906)		EA	6	*	*	*	*	*	*	*	*	12	32
X2 F		TABLE, LATHE 13217E1047 (97403)		EA	1									12	33
		GROUP 04 - DRIVE SHEAVES													
P O		BELT: DRIVE, WELDER MS51069P70-6 (96906)		EA	6	*	*	*	*	*	*	*	*	13	1
P O	5315-845-7787	PIN, COTTER MS24665-289 (96906)		EA	1	*	*	*	*	*	*	*	*	13	2
P O	5310-452-1357	NUT, SLOTTED, ADAPTER MTG 1080 (98255)		EA	1	*	*	*	*	*	*	*	*	13	3
X2 F		PULLEY ASSEMBLY, PTO 12H9717 (98255)		EA	1									13	4
P F	5305-069-5573	SCREW, CAP, HEXAGON HEAD: ADAPTER MTG MS90725-85 (96906)		EA	1	*	*	*	*	*	*	*	*	13	5
P F	5310-209-0965	WASHER, LOCK MS35338-47 (96906)		EA	1	*	*	*	*	*	*	*	*	13	6

(1)	(2)	(3)	(4)	(5)	(6)			(7)			(8)	(9)	(10)		
SMR	FEDERAL	DESCRIPTION	USABLE	UNIT	30-DAY DS MAINT			30-DAY GS MAINT			1-YR	DEPOT	ILLUS-		
CODE	STOCK		ON	OF	ALLOWANCE	ALLOWANCE	ALLOWANCE	ALLOWANCE	ALLOWANCE	ALW	MAINT	TRATION			
	NUMBER	REF NUMBER & MFR CODE	CODE	MEAS	QTY	(a)	(b)	(c)	(a)	(b)	(c)	PER	ALW	(a)	(b)
					INC	1-20	21-50	51-100	1-20	21-50	51-100	EQUIP	100	FIG.	ITEM
					IN	UNIT						100	PER	NO.	NO.
												CNTGY	EQUIP		
P F		ADAPTER, SHEAVE, PTO 13217E1056 (97403)		EA	1	*	*	*	*	*	*	*	*	13	7
X2 F		SHEAVE, PTO 13217E1117-2 (97403)		EA	1									13	8
P O	5315-845-7787	PIN, COTTER MS24665-289 (96906)		EA	1	*	*	*	*	*	*	*	*	13	9
P O		NUT, SLOTTED: ADAPTER MTG 1080 (98255)		EA	1	*	*	*	*	*	*	*	*	13	10
X2 F		PULLEY ASSEMBLY, PTO 12H9716 (98255)		EA	1									13	11
P F	5305-069-5573	SCREW, CAP, HEXAGON HEAD: ADAPTER MTG MS90725-85 (96906)		EA	1	*	*	*	*	*	*	*	*	13	12
P O	5310-209-0965	WASHER, LOCK MS35338-47 (96906)		EA	1	*	*	*	*	*	*	*	*	13	13
P F	3020-417-0936	ADAPTER, SHEAVE: WELDER 13217E1055 (97403)		EA	1	*	*	*	*	*	*	*	*	13	14
X2 F		SHEAVE: WELDER 13217E1117-1 (97403)		EA	1									13	15
P F	5315-952-3107	KEY, MACHINE MS20066-406 (96906)		EA	1	*	*	*	*	*	*	*	*	13	16
GROUP 05 - OVERSPEED RELAY															
P F	5310-761-6882	NUT, PLAIN, HEXAGON: RELAY MTG MS51967-2 (96906)	A	EA	2	*	*	*	*	*	*	*	*	14	1
P F	5310-582-5965	WASHER, LOCK: RELAY MTG MS35338-44 (96906)	A	EA	2	*	*	*	*	*	*	*	*	14	2
X2 F		SPACER: RELAY MTG 13217E1210 (97403)	A	EA	2									14	3
P F	5305-071-2240	SCREW, MACHINE: RELAY MTG MS90725-11 (96906)	A	EA	2	*	*	*	*	*	*	*	*	14	4
P F		GROMMET: RELAY AGW8301 (02231)	A	EA	1	*	*	*	*	*	*	*	*	14	5
P F	5945-434-2640	RELAY ASSEMBLY, OVERSPEED 13217E1432 (97403)	A	EA	1	*	*	*	*	*	*	*	*	14	
P F		SCREW, MACHINE: PLATE MTG W11234-1 (28835)	A	EA	2	*	*	*	*	*	*	*	*	14	6
X2 O		NAMEPLATE DW5027 (28835)	A	EA	1									14	7
P F	5310-934-9747	NUT, PLAIN, HEXAGON: RESISTOR MTG MS35649-262 (96906)	A	EA	2	*	*	*	*	*	*	*	*	14	8

(1)	(2)	(3)	(4)	(5)	(6)	(7)			(8)	(9)	(10)			
SMR	FEDERAL	DESCRIPTION			30-DAY DS	MAINT	30-DAY GS	MAINT	1-YR	DEPOT	ILLUS-			
CODE	STOCK		USABLE	UNIT	ALLOWANCE	ALLOWANCE	ALLOWANCE	ALLOWANCE	ALW	MAINT	TRATION			
	NUMBER	REF NUMBER & MFR CODE	ON	OF	(a)	(b)	(c)	(a)	(b)	(c)	PER	(a)		
			CODE	MEAS	INC						100	(b)		
					IN						EQUIP	FIG.		
					UNIT	1-20	21-50	51-100	1-20	21-50	51-100	100	ITEM	
											CNTGY	NO.	NO.	
P F	5310-045-4007	WASHER, LOCK: RESISTOR MTG MS35338-41 (96906)	A	EA	2	*	*	*	*	*	*	*	14	9
P F	5305-889-3000	SCREW, MACHINE: RESISTOR MTG MS35206-229 (96906)	A	EA	2	*	*	*	*	*	*	*	14	10
P F	5905-107-8909	RESISTOR, VARIABLE 0962 (44655)	A	EA	1	*	*	*	*	*	*	*	14	11
X2 F		BUTTON, PLUG: BOX SS51026 (61864)	A	EA	1								14	12
P F		NUT, STAMPED: TERMINAL BLOCK MTG T0632005 (77122)	A	EA	2	*	*	*	*	*	*	*	14	13
P F	5310-889-2708	WASHER, LOCK: TERMINAL BLOCK MTG MS45904-54 (96906)	A	EA	2	*	*	*	*	*	*	*	14	14
P F		SCREW, MACHINE: TERMINAL BLOCK W11110-6 (28835)	A	EA	2	*	*	*	*	*	*	*	14	15
X2 F		STRIP, TERMINAL 404 (38151)	A	EA	1								14	16
P F		SCREW, MACHINE: RELAY MTG 5CW1308-1 (28835)	A	EA	2	*	*	*	*	*	*	*	14	17
P F	5310-889-2527	WASHER, LOCK: RELAY MTG MS45904-72 (96906)	A	EA	2	*	*	*	*	*	*	*	14	18
P F	3431-803-3507	RELAY, OVERSPEED DW5017A (28835)	A	EA	1	*	*	*	*	*	*	*	14	19
P F	5310-934-9747	NUT, PLAIN, HEXAGON: SWITCH MTG MS35649-262 (96906)	A	EA	2	*	*	*	*	*	*	*	14	20
P F	5310-045-4007	WASHER, LOCK, SWITCH MTG MS35338-41 (96906)	A	EA	2	*	*	*	*	*	*	*	14	21
P F	5305-984-6221	SCREW, MACHINE: SWITCH MTG MS24584-31 (96906)	A	EA	2	*	*	*	*	*	*	*	14	22
X2 F		SWITCH, SENSITIVE BZRLX2 (91929)	A	EA	1								14	23
X2 F		INSULATION: SWITCH MTG 50MS586 (28835)	A	EA	1								14	24
X2 F		PIN, CONTROL DW6608 (28835)	A	EA	1								14	25
P F	5305-988-1720	SCREW, MACHINE: BRACKET MTG MS35206-276 (96906)	A	EA	2	*	*	*	*	*	*	*	14	26
P F	5310-582-5965	WASHER LOCK: BRACKET MTG MS35338-44 (96906)	A	EA	2	*	*	*	*	*	*	*	14	27
X2 F		BRACKET: SWITCH DW5018 (28835)	A	EA	1								14	28
P F	5305-889-3000	SCREW, MACHINE: PLUNGER LOCK MS35206-231 (96906)	A	EA	1	*	*	*	*	*	*	*	14	29

(1)	(2)	(3)	(4)	(5)	(6)	(7)			(8)			(9)	(10)		
SMR	FEDERAL	DESCRIPTION	USABLE	UNIT	QTY	30-DAY DS MAINT			30-DAY GS MAINT			1-YR	DEPOT	ILLUS-	
CODE	STOCK		ON	OF	INC	ALLOWANCE			ALLOWANCE			ALW	MAINT	TRATION	
	NUMBER	REF NUMBER & MFR CODE	CODE	MEAS	IN	(a)	(b)	(c)	(a)	(b)	(c)	PER	ALW	(a)	(b)
					UNIT	1-20	21-50	51-100	1-20	21-50	51-100	EQUIP	PER	FIG.	ITEM
												100	100	NO.	NO.
												CNTGY	EQUIP		
P F	5305-954-9008	SCREW, MACHINE: PLUNGER STOP MS35215-73 (96906)	A	EA	1	*	*	*	*	*	*	*	*	14	30
P F	5310-924-4218	NUT, PLAIN, HEXAGON: CORE MS51970-1 (96906)	A	EA	1	*	*	*	*	*	*	*	*	14	31
P F	5305-984-4983	SCREW, MACHINE: CORE SUPPORT MS35206-226 (96906)	A	EA	2	*	*	*	*	*	*	*	*	14	32
X2 F		CORE, RELAY X188481 (01121)	A	EA	1									14	33
X2 F		PLUNGER, RELAY 5CW3546 (28835)	A	EA	1									14	34
P F		STOP, PLUNGER 5CW3547 (28835)	A	EA	1	*	*	*	*	*	*	*	*	14	35
P F	5950-966-2086	COIL, RELAY DATA1355 (28835)	A	EA	1	*	*	*	*	*	*	*	*	14	36
X2 O		FRAME, RELAY 5CW3545 (28835)	A	EA	1									14	37
X2 F		BOX, RELAY DW5019 (28835)	A	EA	1									14	38
		GROUP 06 - CONTROL CUBICLE													
P O		SCREW, SELF-TAPPING: CAP CHAIN MTG MS24629-36 (96906)		EA	1	*	*	*	*	*	*	*	*	15	1
X2 F		CABLE, ASSEMBLY: POWER 13217E0915 (97403)		EA	1									15	2
P O		SCREW, SELF-TAPPING: COVER MS24609-24 (96906)		EA	4	*	*	*	*	*	*	*	*	15	3
X2 O		COVER, RECEPTACLE 13217E1225 (97403)		EA	1									15	4
P O		SCREW, SELF-TAPPING: RECEPTACLE MTG MS24629-24 (96906)		EA	2	*	*	*	*	*	*	*	*	15	5
X2 F		RECEPTACLE, 3 WIRE 13217E1068 (97403)		EA	1									15	6
P O		SCREW, SELF-TAPPING: COVER MTG MS24629-45 (96906)		EA	6	*	*	*	*	*	*	*	*	15	7
X2 O		COVER, WIRE 13217E1072 (97403)		EA	1									15	8
P O	4730-908-3193	CLAMP, HOSE MS35842-12 (96906)		EA	2	*	*	*	*	*	*	*	*	15	9
P2 O		HOSE, AIR DUCT MILH8796 TYPE 1 CL2 (81349)		EA	1	*	*	*	*	*	*	*	*	15	10
P O	5310-732-0558	NUT, PLAIN, HEXAGON: CONTROL PANEL MTG MS51967-8 (96906)		EA	4	*	*	*	*	*	*	*	*	15	11
P O	5310-637-9541	WASHER, LOCK: PANEL MTG MS35338-46 (96906)		EA	4	*	*	*	*	*	*	*	*	15	12

(1)	(2)	(3)	(4)	(5)	(6)	(7)	(8)	(9)	(10)		
SMR	FEDERAL	DESCRIPTION		QTY	30-DAY DS MAINT	30-DAY GS MAINT	1-YR	DEPOT	ILLUS-		
CODE	STOCK		USABLE	IN	ALLOWANCE	ALLOWANCE	ALW	MAINT	TRATION		
	NUMBER	REF NUMBER & MFR CODE	ON	INC	(a)	(b)	(c)	PER	(a)		
			CODE	UNIT	1-20	21-50	51-100	100	(b)		
				OF	UNIT	1-20	21-50	EQUIP	FIG.		
				MEAS		1-20	21-50	100	ITEM		
						UNIT	1-20	CNTGY	NO.		
									NO.		
P O	5305-269-3211	SCREW, CAP, HEXAGON HEAD: CONTROL PANEL MTG MS90725-60 (96906)		EA	4	*	*	*	*	15	13
X2 F		CONTROL PANEL 16DW1036-2 (28835)		EA	1					16	
P F	5355-959-7853	KNOB, CONTROL PANLE 16DW1148 (28835)		EA	2	*	*	*	*	16	1
P F		NUT, PLAIN, HEXAGON: RECEPTACLE W11287-3 (28835)		EA	6	*	*	*	*	16	2
P F		WASHER, LOCK: RECEPTACLE MTG W11254-2 (28835)		EA	6	*	*	*	*	16	3
P F		SCREW, MACHINE: TWIST RECEPTACLE MTG W11111-8 (28835)		EA	6	*	*	*	*	16	4
X1		STOP, RECEPTACLE COVER 16DW1145 (28835)		EA	1					16	5
X2 F		COVER, RECEPTACLE 8BW1448 (28835)		EA	1					16	6
X2 F		RECEPTACLE, TWIST LOCK 7582-3W (74545)		EA	3					16	7
P F		SCREW, MACHINE: CIRCUIT BREAKER MTG W11110-1 (28835)		EA	12	*	*	*	*	16	8
P F		WASHER, LOCK: CIRCUIT BREAKER MTG W11254-1 (28835)		EA	12					16	9
P2 F	5925-837-6896	CIRCUIT BREAKER AM33MG6-10-250VAC60C4 (74193)		EA	3	*	*	*	*	16	10
P F		SCREW, MACHINE: CIRCUIT BREAKER MTG W11110-1 (28835)		EA	4	*	*	*	*	16	11
P F		WASHER, LOCK: CIRCUIT-BREAKER W11254-1 (28835)		EA	4	*	*	*	*	16	12
P F		CIRCUIT BREAKER AM33-3AMP240V60CYCLE4 (74193)		EA	1	*	*	*	*	16	13
P F		SCREW, SELF-TAPPING: FREQUENCY METER MTG W11220-1 (28835)		EA	3	*	*	*	*	16	14
P F		WASHER, LOCK: METER MTG MS35338-36 (96906)		EA	3	*	*	*	*	16	15
P F	4940-842-0897	METER, FREQUENCY 30FHXXRUG (31356)		EA	1	*	*	*	*	16	16
X2 F		GASKET GSK2 (31356)		EA	1					16	17
P F		SCREW, SELF-TAPPING: FREQUENCY SWITCH MTG W11225-2 (28835)		EA	2	*	*	*	*	16	18
P F		WASHER, LOCK: SWITCH MTG MS45904-68 (96906)		EA	2	*	*	*	*	16	19

(1)	(2)	(3)	(4)	(5)	(6)			(7)			(8)	(9)	(10)	
SMR	FEDERAL	DESCRIPTION			30-DAY DS MAINT			30-DAY GS MAINT			1-YR	DEPOT	ILLUS-	
CODE	STOCK			QTY	(a)	(b)	(c)	(a)	(b)	(c)	ALW	MAINT	(a)	(b)
	NUMBER	REF NUMBER & MFR CODE	USABLE	INC	ALLOWANCE			ALLOWANCE			PER	ALW	FIG.	ITEM
			ON	IN	1-20	21-50	51-100	1-20	21-50	51-100	EQUIP	100	NO.	NO.
			CODE	UNIT	UNIT						CNTGY	PER		
				OF							100	PER		
				MEAS							EQUIP	100		
											EQUIP	EQUIP		
P F	5930-872-9206	SWITCH, FREQUENCY 16DA1507 (28835)		EA	1	*	*	*	*	*	*	*	16	20
P F		SETScrew: RHEOSTAT HANDLE MS51965-52 (96906)		EA	1	*	*	*	*	*	*	*	16	21
P F	5305-253-5617	SCREW, DRIVE: RHEOSTAT, NAME- PLATE MTG MS21318-23 (96906)		EA	3	*	*	*	*	*	*	*	16	22
X2 F		NAMEPLATE: RHEOSTAT 12CW1172 (28835)		EA	1								16	23
X2 F		HANDLE, RHEOSTAT AW729 (28835)		EA	1								16	24
P F		SCREW, MACHINE: RHEOSTAT W11114-4 (28835)		EA	2	*	*	*	*	*	*	*	16	25
P F	5310-550-1130	WASHER, LOCK: RHEOSTAT MTG MS35333-40 (96906)		EA	2	*	*	*	*	*	*	*	16	26
P F		RHEOSTAT BW161A (28835)		EA	1	*	*	*	*	*	*	*	16	27
P F		SCREW, SELF-TAPPING: SWITCH MTG W11225-1 (28835)		EA	4	*	*	*	*	*	*	*	16	28
P F		WASHER, LOCK: SWITCH MTG MS45904-48 (96906)		EA	4	*	*	*	*	*	*	*	16	29
P F	5930-735-9067	SWITCH, SELECTOR: POWER 16DW892 (28835)		EA	1	*	*	*	*	*	*	*	16	30
P F		SCREW, SELF-TAPPING: SWITCH MTG W11221-2 (28835)		EA	2	*	*	*	*	*	*	*	16	31
P F		SWITCH, START-STOP 25MS279-2 (28835)		EA	1	*	*	*	*	*	*	*	16	32
P F		SCREW, SELF-TAPPING: VOLTMETER MTG W11220-1 (28835)		EA	3	*	*	*	*	*	*	*	16	33
P F	6680-845-0606	VOLTMETER 8BW1293 (28835)		EA	1	*	*	*	*	*	*	*	16	34
P F		SCREW, MACHINE: CIRCUIT BREAKER MTG W11110-1 (28835)		EA	12	*	*	*	*	*	*	*	16	35
P F		WASHER, LOCK: CIRCUIT BREAKER MTG W11254-1 (28835)		EA	12	*	*	*	*	*	*	*	16	36
P F	5925-933-6041	CIRCUIT BREAKER AM33MG6-30-250-6 (74193)		EA	3	*	*	*	*	*	*	*	16	37
P F		NUT, PLAIN, HEXAGON: CAPACITOR AND RECEPTACLE MTG W11287-3 (28835)		EA	6	*	*	*	*	*	*	*	16	38
P F	5310-261-6192	WASHER, LOCK: CAPACITOR 4008-14-00 (78189)		EA	3	*	*	*	*	*	*	*	16	39

(1)	(2)	(3)	(4)	(5)	(6)			(7)			(8)	(9)	(10)		
SMR	FEDERAL	DESCRIPTION	USABLE	UNIT	30-DAY DS MAINT			30-DAY GS MAINT			1-YR	DEPOT	ILLUS-		
CODE	STOCK		ON	OF	ALLOWANCE			ALLOWANCE			ALW	MAINT	TRATION		
	NUMBER	REF NUMBER & MFR CODE	CODE	MEAS	QTY	(a)	(b)	(c)	(a)	(b)	(c)	PER	ALW	(a)	(b)
					INC	1-20	21-50	51-100	1-20	21-50	51-100	100	PER	FIG.	ITEM
					IN							EQUIP	100	NO.	NO.
					EA							CNTGY	EQUIP		
P F		CAPACITOR B206132 (28835)		EA	3	*	*	*	*	*	*	*	*	16	40
P F	5310-261-6192	WASHER, LOCK: RECEPTACLE MTG 4008-14-00(78189)		EA	3	*	*	*	*	*	*	*	*	16	41
P F		SCREW, MACHINE: RECEPTACLE MTG W11111-8 (28835)		EA	6	*	*	*	*	*	*	*	*	16	42
P F	5310-261-6192	WASHER, LOCK: RECEPTACLE MTG 4008-14-00(78189)		EA	3*	*	*	*	*	*	*	*	*	16	43
X2 F		RECEPTACLE 808-1 (71183)		EA	3									16	44
P F		SCREW, MACHINE: CIRCUIT BREAKER MTG W11110-1(28835)		EA	16	*	*	*	*	*	*	*	*	16	45
P F		WASHER, LOCK: CIRCUITE BREAKER MTG W11254-1(28835)		EA	16	*	*	*	*	*	*	*	*	16	46
P F	5925-825-9164	CIRCUIT BREAKER AM333MG6-15-250VAC60C4(74193)		EA	2	*	*	*	*	*	*	*	*	16	47
P F	5925-988-2949	CIRCUITE BREAKER AM333MG3-30A250V60CCURVE4(74193)		EA	2	*	*	*	*	*	*	*	*	16	48
P F		NUT, PLAIN, HEXAGON PANEL MTG W11280-2(28835)		EA	7	*	*	*	*	*	*	*	*	16	49
P F	5310-637-9575	WASHER, LOCK, PANEL MTG 4014-20-00(78189)		EA	7	*	*	*	*	*	*	*	*	16	50
P F		SCREW, MACHINE: PANEL MTG W11114-2(28835)		EA	7	*	*	*	*	*	*	*	*	16	51
X2 F		PANEL, HINGED 16DW1127(28835)		EA	1									16	52
P F		SCREW, MACHINE: BRACKET MTG W11114-2(28835)		EA	2	*	*	*	*	*	*	*	*	17	1
P F		WASHER, LOCK: BRACKET MTG W11254-4(28835)		EA	2	*	*	*	*	*	*	*	*	17	2
P F		WASHER, LOCK: BRACKET MTG MS45904-68(96906)		EA	2	*	*	*	*	*	*	*	*	17	3
P F		NUT, PLAIN, HEXAGON: PANEL MTG MS35691-4(96906)		EA	3	*	*	*	*	*	*	*	*	17	4
P F	5310-582-5965	WASHER, LOCK: PANEL MTG MS35338-44(96906)		EA	3	*	*	*	*	*	*	*	*	17	5
P F		SCREW, CAP, HEXAGON HEAD: PANEL MTG 402119-4(28835)		EA	3	*	*	*	*	*	*	*	*	17	6
P F		WASHER, LOCK: PANEL MTG W11254-4(28835)		EA	3	*	*	*	*	*	*	*	*	17	7
P F		WASHER, FLAT: PANEL MTG W11242-4(28835)		EA	3	*	*	*	*	*	*	*	*	17	8

(1)	(2)	(3)	(4)	(5)	(6)			(7)			(8)	(9)	(10)	
SMR	FEDERAL	DESCRIPTION	USABLE	UNIT	30-DAY DS MAINT			30-DAY GS MAINT			1-YR	DEPOT	ILLUS-	
CODE	STOCK		ON	OF	QTY	ALLOWANCE	ALLOWANCE	ALLOWANCE	ALLOWANCE	ALW	MAINT	ALW	TRATION	
NUMBER	NUMBER	REF NUMBER & MFR CODE	CODE	MEAS	IN	(a)	(b)	(c)	(a)	(b)	(c)	PER	(a)	(b)
					UNIT	1-20	21-50	51-100	1-20	21-50	51-100	100	FIG.	ITEM
												EQUIP	NO.	NO.
												CNTGY		
X2	F	BRACKET: EMERGENCY PANEL MTG 16DW1118(28835)	EA	1									17	9
X2	F	PANEL ASSEMBLY: EMERGENCY POWER 16DW1126(28835)	EA	1									17	
P	F	SCREW, MACHINE PLUG, RECEPTACLE W11223-3(28835)	EA	2	*	*	*	*	*	*	*	*	17	10
P	F	RECEPTACLE, ELECTRICAL: EMERGENCY POWER 5278-2W(74545)	EA	1	*	*	*	*	*	*	*	*	17	11
P	F	NUT, PLAIN, BRASS, HEXAGON TERMINAL STUD W11281-3(28835)	EA	12	*	*	*	*	*	*	*	*	17	12
P	F	WASHER, LOCK, TERMINAL STUD W11254-5(28835)	EA	12	*	*	*	*	*	*	*	*	17	13
P	F	WASHER, FLAT: TERMINAL STUD W11242-6(28835)	EA	12	*	*	*	*	*	*	*	*	17	14
P	F	STUD, BRASS: TERMINAL W9552-1(28835)	EA	3	*	*	*	*	*	*	*	*	17	15
X2	H	PANEL, EMERGENCY,POWER 16DW1125(28835)	EA	1									17	16
P	F	SCREW,MACHINE: RESISTOR AND RELAY MTG W11114-2(28835)	EA	2	*	*	*	*	*	*	*	*	17	17
P	F	WASHER, LOCK: RESISTOR AND RELAY MTG W11254-4(28835)	EA	2	*	*	*	*	*	*	*	*	17	18
P	F	PLATE ASSEMBLY, RESISTOR AND RELAY 16DW1129(28835)	EA	1	*	*	*	*	*	*	*	*	17	
P	F	NUT, PLAIN, HEXAGON: RELAY MTG W11287-2(28835)	EA	2	*	*	*	*	*	*	*	*	17	19
P	F	WASHER, LOCK: RELAY MTG W11254-1(28835)	EA	2	*	*	*	*	*	*	*	*	17	20
P	F	5310-983-8483 WASHER,FLAT RELAY MTG MS27183-5(96906)	EA	2	*	*	*	*	*	*	*	*	17	21
P	F	SCREW, MACHINE: RELAY MTG W11110-6(28835)	EA	2	*	*	*	*	*	*	*	*	17	22
P	F	4940-735-9057 RELAY PR1946-2(28835)	EA	1	*	*	*	*	*	*	*	*	17	23
P	F	NUT, PLAIN, HEXAGON: RESISTOR MTG W11287-2(28835)	EA	2	*	*	*	*	*	*	*	*	17	24
P	F	WASHER, LOCK: RESISTOR MTG W11254-1(28835)	EA	2	*	*	*	*	*	*	*	*	17	25
P	F	SCREW, MACHINE: RESISTOR MTG W11110-3(28835)	EA	2	*	*	*	*	*	*	*	*	17	26

(1)	(2)	(3)	(4)	(5)	(6)			(7)			(8)	(9)	(10)		
SMR	FEDERAL	DESCRIPTION	USABLE	UNIT	QTY	30-DAY DS MAINT			30-DAY GS MAINT			1-YR	DEPOT	ILLUS-	
CODE	STOCK		ON	OF	INC	ALLOWANCE	ALLOWANCE	ALLOWANCE	ALLOWANCE	ALLOWANCE	ALW	MAINT	TRATION		
	NUMBER	REF NUMBER & MFR CODE	CODE	MEAS	IN	(a)	(b)	(c)	(a)	(b)	(c)	PER	PER	(a)	(b)
					UNIT	1-20	21-50	51-100	1-20	21-50	51-100	100	100	FIG.	ITEM
												EQUIP	EQUIP	NO.	NO.
P F		NUT, PLAIN, HEXAGON: RESISTOR MTG W11280-2 (28835)		EA	8	*	*	*	*	*	*	*	*	17	27
P F		WASHER, LOCK: RESISTOR MTG W11254-4(28835)		EA	8	*	*	*	*	*	*	*	*	17	28
P F		SCREW, MACHINE: RESISTOR MTG W11114-12(28835)		EA	8	*	*	*	*	*	*	*	*	17	29
P F		NUT, PLAIN, HEXAGON: RESISTOR ADJ MS35649-62 (96906)		EA	6	*	*	*	*	*	*	*	*	17	30
P F		WASHER, LOCK: RESISTOR ADJ MS35338-41(96906)		EA	6	*	*	*	*	*	*	*	*	17	31
P F		SCREW, MACHINE: RESISTOR ADJ MS35206-229 (96906)		EA	6	*	*	*	*	*	*	*	*	17	32
P F	5905-107-8939	RESISTOR: 10 OHM, 100 WATT 0957 (44655)		EA	4	*	*	*	*	*	*	*	*	17	33
P F	5905-279-5723	RESISTOR: 300 OHM, 40 WATT CW1150 (28835)		EA	1	*	*	*	*	*	*	*	*	17	34
P F	5905-295-5560	RESISTOR: 30 OHM, 100 WATT W2974M(28835)		EA	1	*	*	*	*	*	*	*	*	17	35
P F	5905-280-1610	RESISTOR: VARIABLE W2974N (28835)		EA	2	*	*	*	*	*	*	*	*	17	36
P F	5905-257-9184	RESISTOR: VARIABLE W29740 (28835)		EA	1	*	*	*	*	*	*	*	*	17	37
P F		SCREW, MACHINE: BRACKET MTG W11111-9 (28835)		EA	4	*	*	*	*	*	*	*	*	17	38
P F		WASHER, LOCK: BRACKET MTG W11254-2(28835)		EA	4	*	*	*	*	*	*	*	*	17	39
X2 F		BRACKET: RESISTOR MTG AAW1199 (28835)		EA	4									17	40
P2 F		GROMMET: PANEL W10312-9 (28835)		EA	1	*	*	*	*	*	*	*	*	17	41
X2 F		PLATE, RESISTOR AND RELAY 16DW1119 (28835)		EA	1									17	42
P F		SCREW, MACHINE: CONTACTOR MTG W11114-5 (28835)		EA	4	*	*	*	*	*	*	*	*	18	1
P F		WASHER, LOCK; CONTACTOR MTG MS45904-68 (96906)		EA	4	*	*	*	*	*	*	*	*	18	2
P F		SCREW, MACHINE: CONTACTOR MTG W11114-5 (28835)		EA	4	*	*	*	*	*	*	*	*	18	3
P F		WASHER, LOCK: CONTACTOR MTG MS45904-68 (96906)		EA	4	*	*	*	*	*	*	*	*	18	4
P F		WASHER, FLAT: CONTACTOR MTG W11242-4 (28835)		EA	4	*	*	*	*	*	*	*	*	18	5
X2 F		SPACER, CONTACTOR 25MS66 (28835)		EA	4									18	6

(1) SMR CODE	(2) FEDERAL STOCK NUMBER	(3) DESCRIPTION REF NUMBER & MFR CODE	(4) USABLE ON CODE	(5) UNIT OF MEAS	(6) QTY INC IN UNIT	(6) 30-DAY DS MAINT ALLOWANCE			(7) 30-DAY GS MAINT ALLOWANCE			(8) 1-YR ALW	(9) DEPOT MAINT	(10) ILLUS- TRATION		
						(a)	(b)	(c)	(a)	(b)	(c)	PER 100 EQUIP CNTGY	PER 100 EQUIP	(a)	(b)	
P F		CONTACTOR ASSEMBLY 16DW1150 (28835)		EA	1	*	*	*	*	*	*	*	*		18	
X2 F		SHIELD ASSEMBLY, ARC 50MS331A (28835)		EA	1	*	*	*	*	*	*	*	*		18	7
X2 F		SHIELD 50MS727 (28835)		EA	1										18	8
X2 F		SHIELD, BLOWOUT 50MS704 (28835)		EA	3										18	9
P F		SCREW, SELF-TAPPING W11231-2 (28835)		EA	4	*	*	*	*	*	*	*	*		18	10
X2 F		HOLDER, SHIELD, RH 25MS218 (28835)		EA	1										18	11
X2 F		HOLDER, SHIELD, LH 25MS219 (28835)		EA	1										18	12
P F		SCREW, MACHINE: SUPPORT MTG 8BW824-0 (28835)		EA	2	*	*	*	*	*	*	*	*		18	13
X2 F		SUPPORT, ARMATURE SHAFT 50MS472 (28835)		EA	1										18	14
P F		NUT, HEXAGON BRASS: CONTACT MOUNTING W11281-1 (28835)		EA	9	*	*	*	*	*	*	*	*		18	15
P F		WASHER, LOCK: CONTACT MTG W11254-4 (28835)		EA	3	*	*	*	*	*	*	*	*		18	16
P F		WASHER, FLAT: CONTACT MTG W11242-5 (28835)		EA	3	*	*	*	*	*	*	*	*		18	17
P F		SCREW, CAP, HEXAGON HEAD: CONTACT MTG W11096-3 (28835)		EA	3	*	*	*	*	*	*	*	*		18	18
P F		SCREW, MACHINE: CONTACT MTG W11110-3 (28835)		EA	2	*	*	*	*	*	*	*	*		18	19
P F		WASHER, LOCK: CONTACT MTG W11254-1 (28835)		EA	2	*	*	*	*	*	*	*	*		18	20
P F		WASHER, FLAT, CONTACT MTG W11242-2 (28835)		EA	2	*	*	*	*	*	*	*	*		18	21
P F	4940-735-9061	CONTACT, AUXILIARY: MOVABLE 25MS102 (28835)		EA	1	*	*	*	*	*	*	*	*		18	22
P2 F		SHAFT, ARMATURE 25MS101A (28835)		EA	1	*	*	*	*	*	*	*	*		18	23
P F		NUT, PLAIN, HEXAGON: TERMINAL W11281-1 (28835)		EA	3	*	*	*	*	*	*	*	*		18	24
P F		WASHER, LOCK: TERMINAL W11254-4 (28835)		EA	3	*	*	*	*	*	*	*	*		18	25
P F		WASHER, FLAT: TERMINAL W11242-5 (28835)		EA	3	*	*	*	*	*	*	*	*		18	26

(1)	(2)	(3)	(4)	(5)	(6)			(7)			(8)	(9)	(10)		
SMR	FEDERAL	DESCRIPTION	USABLE	UNIT	30-DAY DS MAINT			30-DAY GS MAINT			1-YR	DEPOT	ILLUS-		
CODE	STOCK		ON	INC	ALLOWANCE	ALLOWANCE	ALLOWANCE	ALLOWANCE	ALLOWANCE	ALW	MAINT	TRATION			
	NUMBER	REF NUMBER & MFR CODE	CODE	IN	(a)	(b)	(c)	(a)	(b)	(c)	PER	ALW	(a)	(b)	
				MEAS	UNIT	1-20	21-50	51-100	1-20	21-50	51-100	EQUIP	100	FIG.	ITEM
												CNTGY	EQUIP	NO.	NO.
P F		SCREW, CAP, HEXAGON HEAD: TERMINAL W11096-4(28835)		EA	3	*	*	*	*	*	*	*	*	18	27
P F	5930-356-7748	CONTACT, ELECTRICAL: 50MS280 (28835)		EA	3	*	*	*	*	*	*	*	*	18	28
P F		SCREW, MACHINE: COIL, TERMINAL W11223-1 (28835)		EA	4	*	*	*	*	*	*	*	*	18	29
P2 F	5935-860-0504	LINK, CONNECTING 25MS156 (28835)		EA	1	*	*	*	*	*	*	*	*	18	30
P F		SCREW, CAP, HEXAGON HEAD: YOKE MTG 402119-2 (28835)		EA	2	*	*	*	*	*	*	*	*	18	31
P F		WASHER, LOCK: YOKE MTG W11254-2(28835)		EA	2	*	*	*	*	*	*	*	*	18	32
X2 F		BAR, STOP 25MS277A (28835)		EA	2									18	33
X2 F		SPACER, YOKE STOP 25MS328 (28835)		EA	2									18	34
X2 F		HOLDDOWN: COIL MTG 50MS262 (28835)		EA	2									18	35
X2 F		YOKE, MOVABLE 50MS961 (28835)		EA	1									18	36
P F		COIL DATA1007 (28835)		EA	1	*	*	*	*	*	*	*	*	18	37
X2 F		SPACER, COIL 50MS261		EA	1									18	38
P O		NUT, PLAIN, HEXAGON: YOKE MTG W11287-3 (28835)		EA	4	*	*	*	*	*	*	*	*	18	39
P O		WASHER, LOCK, YOKE MTG W11254-2 (28835)		EA	4	*	*	*	*	*	*	*	*	18	40
P O	5310-809-4058	WASHER, FLAT: YOKE MTG MS27183-10 (96906)		EA	4	*	*	*	*	*	*	*	*	18	41
P O		SCREW, MACHINE: YOKE MTG W11231-3 (28835)		EA	4	*	*	*	*	*	*	*	*	18	42
P2 F	5930-831-3979	YOKE, COIL 50MS269 (28835)		EA	1	*	*	*	*	*	*	*	*	18	43
P O		NUT, PLAIN, HEXAGON CONTACT MTG W11287-3 (28835)		EA	2	*	*	*	*	*	*	*	*	18	44
P O		WASHER, LOCK: CONTACT MTG W11254-2 (28835)		EA	2	*	*	*	*	*	*	*	*	18	45
P F		WASHER, FLAT: CONTACT MTG MS27183-6 (96906)		EA	2	*	*	*	*	*	*	*	*	18	46
P F		SCREW, MACHINE: CONTACT MTG W11111-8 (28835)		EA	2	*	*	*	*	*	*	*	*	18	47

(1)	(2)	(3)	(4)	(5)	(6)			(7)			(8)	(9)	(10)		
SMR	FEDERAL	DESCRIPTION	USABLE	UNIT	30-DAY DS MAINT			30-DAY GS MAINT			1-YR	DEPOT	ILLUS-		
CODE	STOCK		ON	OF	ALLOWANCE			ALLOWANCE			ALW	MAINT	TRATION		
	NUMBER	REF NUMBER & MFR CODE	CODE	MEAS	QTY	(a)	(b)	(c)	(a)	(b)	(c)	PER	ALW	(a)	(b)
					INC							100	PER	FIG.	ITEM
					IN	1-20	21-50	51-100	1-20	21-50	51-100	EQUIP	100	NO.	NO.
					UNIT							CNTGY	EQUIP		
P F		WASHER, LOCK: CONTACT MTG MS35338-42 (96906)		EA	2	*	*	*	*	*	*	*	*	18	48
P F	4940-735-9062	CONTACT, AUXILIARY: STATIONARY 25MS198 (28835)		EA	2	*	*	*	*	*	*	*	*	18	49
P F		SCREW, MACHINE: CONTACT MTG W11096-4 (28835)		EA	1	*	*	*	*	*	*	*	*	18	50
P F		WASHER, LOCK: CONTACT MTG W11254-4 (28835)		EA	1	*	*	*	*	*	*	*	*	18	51
P F		NUT, BRASS: CONTACT MTG W11281-3 (28835)		EA	3	*	*	*	*	*	*	*	*	18	52
P F		WASHER, LCOK: CONTACT MTG MS35338-45 (96906)		EA	3	*	*	*	*	*	*	*	*	18	53
P F		WASHER, FLAT: CONTACT MTG W11242-6 (28835)		EA	3	*	*	*	*	*	*	*	*	18	54
P F		SCREW, MACHINE: CONTACT MTG W11217-1 (28835)		EA	3	*	*	*	*	*	*	*	*	18	55
P F	5310-407-9566	WASHER, LOCK: CONTACT MTG MS35338-45 (96906)		EA	3	*	*	*	*	*	*	*	*	18	56
P F		WASHER, FLAT: CONTACT MTG MS27183-6 (96906)		EA	3	*	*	*	*	*	*	*	*	18	57
P F		CONTACT ASSEMBLY, STATIONARY 16DW748 (28835)		EA	3	*	*	*	*	*	*	*	*	18	58
P F		SCREW, CAP, HEXAGON HEAD: MS90725-1 (96906)		EA	3	*	*	*	*	*	*	*	*	18	59
P F	5310-080-9786	WASHER, LOCK: MS45904-60 (96906)		EA	3	*	*	*	*	*	*	*	*	18	60
P F	2530-966-2079	FINGER, STATIONARY CONTACT 50MS22A (28835)		EA	3	*	*	*	*	*	*	*	*	18	61
P2 F		MOUNT, CONTACT 16DW747 (28835)		EA	3	*	*	*	*	*	*	*	*	18	62
P F		NUT, BRASS: W11281-3 (28835)		EA	3	*	*	*	*	*	*	*	*	18	63
P F		WASHER, LOCK W11254-7 (28835)		EA	3	*	*	*	*	*	*	*	*	18	64
P F		WASHER, FLAT W11242-6 (28835)		EA	3	*	*	*	*	*	*	*	*	18	65
X2 F		ROD, THREADED W9552-4 (28835)		EA	3									18	66
P F		SCREW, SELF-TAPPING W11231-3 (28835)		EA	6	*	*	*	*	*	*	*	*	18	67
X2 F		BAFFLE, ARC SHIELD 16DW745 (28835)		EA	2									18	68
X2 F		PANEL 16DW1152 (28835)		EA	1									18	69

(1)	(2)	(3)	(4)	(5)	(6)	(7)	(8)	(9)	(10)	
SMR	FEDERAL	DESCRIPTION	USABLE	UNIT	QTY	30-DAY DS MAINT	30-DAY GS MAINT	1-YR	DEPOT	ILLUS-
CODE	STOCK	REF NUMBER & MFR CODE	ON	OF	INC	ALLOWANCE	ALLOWANCE	ALW	MAINT	TRATION
	NUMBER		CODE	MEAS	IN	(a) (b) (c)	(a) (b) (c)	PER	ALW	(a) (b)
					UNIT	1-20 21-50 51-100	1-20 21-50 51-100	100	100	FIG. ITEM
								EQUIP	EQUIP	NO. NO.
								CNTGY		
P H	2990-966-2081	SWITCH ASSEMBLY, OVERLOAD 50MS879 (28835)		EA	1					19
P H		NUT, PLAIN, HEXAGON TERMINAL W11287-2 (28835)		EA	4		* * *	* * *		19 1
P H		WASHER, LOCK: TERMINAL W11254-1 (28835)		EA	4		* * *	* * *		19 2
P H		WASHER, FLAT: TERMINAL W11245-2 (28835)		EA	4		* * *	* * *		19 3
P H		SCREW, MACHINE: TERMINAL W11215-2 (28835)		EA	2		* * *	* * *		19 4
P H		SCREW, MACHINE W11218-2 (28835)		EA	3		* * *	* * *		19 5
P H		SCREW, MACHINE W11215-4 (28835)		EA	2		* * *	* * *		19 6
P H		SCREW, MACHINE W11223-2 (28835)		EA	2		* * *	* * *		19 7
P H		CONTACT, MOVABLE 50MS162A (28835)		EA	2		* * *	* * *		19 8
P H		SCREW, CAP, HEXAGON HEAD: ELEMENT 402119-1 (28835)		EA	3		* * *	* * *		19 9
P H		WASHER, LOCK: ELEMENT W11254-4 (28835)		EA	6		* * *	* * *		19 10
P H		SCREW, MACHINE: ELEMENT W11110-6 (28835)		EA	3		* * *	* * *		19 11
P H		NUT, PLAIN, HEXAGON: ELEMENT W11280-4 (28835)		EA	6		* * *	* * *		19 12
P H	5310-249-5248	NUT, DOME: ELEMENT ADJ AC632 (28835)		EA	3		* * *	* * *		19 13
P H		ELEMENT, OVERLOAD 50MS8798 (28835)		EA	2		* * *	* * *		19 14
P F		SCREW, MACHINE: SWITCH MTG W11221-3(28835)		EA	2	* * *	* * *	* * *		19 15
P F		WASHER, LOCK: SWITCH MTG W11245-2 (28835)		EA	2	* * *	* * *	* * *		19 16
P F	5930-086-0920	SWITCH, MICRO BZ2RD (91929)		EA	1	* * *	* * *	* * *		19 17
X2 H		BLOCK, MOUNTING: OVERLOAD 50MS819-1 (28835)		EA	1					19 18
X2 H		BLOCK, MOUNTING, OVERLOAD 50MS818-1 (28835)		EA	2					19 19
X2 H		MOUNT, CONTACT 50MS822 (28835)		EA	2					19 20
X2 H		BASE 50MS821A (28835)		EA	1					19 21

(1)	(2)	(3)	(4)	(5)	(6)			(7)			(8)	(9)	(10)		
SMR	FEDERAL	DESCRIPTION	USABLE	UNIT	30-DAY DS MAINT			30-DAY GS MAINT			1-YR	DEPOT	ILLUS-		
CODE	STOCK		ON	OF	ALLOWANCE	ALLOWANCE	ALLOWANCE	ALLOWANCE	ALLOWANCE	ALW	MAINT	TRATION			
NUMBER	NUMBER	REF NUMBER & MFR CODE	CODE	MEAS	QTY	(a)	(b)	(c)	(a)	(b)	(c)	PER	ALW	(a)	(b)
					INC							100	PER		
					IN							EQUIP	100	FIG.	ITEM
					UNIT	1-20	21-50	51-100	1-20	21-50	51-100	CNTGY	EQUIP	NO.	NO.
P F		NUT, PLAIN, HEXAGON: CAPACITOR MTG AW640 (28835)		EA	3	*	*	*	*	*	*	*	*	19	22
P F		WASHER, LOCK: CAPACITOR MRG W11254-4 (28835)		EA	3	*	*	*	*	*	*	*	*	19	23
P F		SCREW, MACHINE: CAPACITOR MTG W11236-1 (28835)		EA	3	*	*	*	*	*	*	*	*	19	24
P F	5310-637-9575	WASHER, LOCK CAPACITOR MTG 4014-20-00 (78189)		EA	3	*	*	*	*	*	*	*	*	19	25
P F	5910-720-1512	CAPACITOR B206153 (90201)		EA	3	*	*	*	*	*	*	*	*	19	26
X2 F		SWITCH ASSEMBLY, SELECTOR AW725-2 (28835)		EA	1										20
X2 H		RHEOSTAT ASSEMBLY: REMOTE CONTROL AW686-7 (28835)		EA	1									20	1
P H		SETSCREW: HANDLE MTG W11124-2 (28835)		EA	1				*	*	*	*	*	20	2
X2 H		HANDLE, RHEOSTAT AW719 (28835)		EA	1									20	3
P H		SCREW, MACHINE: DIAL MTG W11111-1 (28835)		EA	4				*	*	*	*	*	20	4
X2 H		DIAL, RHEOSTAT AW664A (28835)		EA	1									20	5•q
X2 H		CASE, RHEOSTAT AW662A (28835)		EA	1									20	6
P H		SCREW, MACHINE RHEOSTAT TO SPRING W11464-2 (28835)		EA	2				*	*	*	*	*	20	7
P H		WASHER, LOCK: SPRING MTG W11264-3 (28835)		EA	2				*	*	*	*	*	20	8
P H		SPRING, RHEOSTAT AW594 (28835)		EA	2				*	*	*	*	*	20	9
X2 H		SCREW, MACHINE: RECEPTACLE MTG W111110-1 (28835)		EA	2									20	10
X2 H		RECEPTACLE, ELECTRICAL AW746 (28835)		EA	1									20	11
X2 H		RHEOSTAT 402159 (28835)		EA	1									20	12
P H		SCREW, SELF-TAPPING: SWITCH MTG W11225-2 (28835)		EA	4				*	*	*	*	*	20	13
X2 H		SWITCH ASSEMBLY: 10 RANGE AW1672-2 (28835)		EA	1									20	14
P H		SCREW, MACHINE: HANDWHEEL TO BRACKET W11224-2 (28835)		EA	3				*	*	*	*	*	20	15

(1)	(2)	(3)	(4)	(5)	(6)	(7)	(8)	(9)	(10)			
SMR	FEDERAL	DESCRIPTION	USABLE	UNIT	QTY	30-DAY DS MAINT	30-DAY GS MAINT	1-YR	DEPOT	ILLUS-		
CODE	STOCK		ON	OF	INC	ALLOWANCE	ALLOWANCE	ALW	MAINT	TRATION		
	NUMBER	REF NUMBER & MFR CODE	CODE	MEAS	IN	(a) (b) (c)	(a) (b) (c)	PER	ALW	(a) (b)		
					UNIT	1-20 21-50 51-100	1-20 21-50 51-100	100	100	FIG. ITEM		
								EQUIP	EQUIP	NO. NO.		
								CNTGY				
X2	H	HANDLE, HANDWHEEL AW212A (28835)		EA	1					20	16	
P	H	SCREW, MACHINE: BRACKET MTG W11217-1 (28835)		EA	6		*	*	*	*	20	17
P	H	WASHER, LOCK: BRACKET MTG W11254-3 (28835)		EA	6		*	*	*	*	20	18
X2	H	BRACKET, HANDWHEEL AW334 (28835)		EA	3					20	19	
P	H	SCREW, DRIVE: DIAL MTG AW1675 (28835)		EA	5		*	*	*	*	20	20
X2	H	DIAL, SELECTOR AW575-2 (28835)		EA	1					20	21	
P	H	SCREW: CONTACT MTG 8BW824-1 (28835)		EA	2		*	*	*	*	20	22
P	H	WASHER, FLAT: W11242-5 (28835)		EA	2		*	*	*	*	20	23
X2	H	WASHER, NONMETALLIC, CONTACT MTG AK1074 (28835)		EA	4					20	24	
X2	H	DISC, FRONT AW431 (28835)		EA	1					20	25	
P	H	CONTACT ELECTRICAL AW306 (28835)		EA	1		*	*	*	*	20	26
P	H	BUSHING, CONTACT AW307 (28835)		EA	2		*	*	*	*	20	27
P	H	INSULATOR, LEAD AW929 (28835)		EA	2		*	*	*	*	20	28
P	H	5930-802-8450 CONTACT RING DW890A2 (28835)		EA	2		*	*	*	*	20	29
P	H	NUT, PLAIN, HEXAGON: W11276-2 (28835)		EA	2		*	*	*	*	20	30
P	H	SCREW, CAP, HEXAGON HEAD W11097-17 (28835)		EA	2		*	*	*	*	20	31
P	H	5905-447-4196 RESISTANCE LINK AW335 (28835)		EA	1		*	*	*	*	20	32
P	H	5930-343-0587 SPRING W799C70 (28835)		EA	4		*	*	*	*	20	33
P	H	NUT, PLAIN, HEXAGON PLUG MTG W11287-3 (28835)		EA	2		*	*	*	*	20	34
P	H	WASHER, LOCK: PLUG MTG W11254-2 (28835)		EA	2		*	*	*	*	20	35
P	H	SCREW, MACHINE: PLUG MTG W11111-8 (28835)		EA	2		*	*	*	*	20	36
P	H	5935-258-4660 PLUG, ELECTRICAL AW745 (28835)		EA	1		*	*	*	*	20	37

(1)	(2)	(3)	(4)	(5)	(6)	(7)	(8)	(9)	(10)				
SMR	FEDERAL	DESCRIPTION	USABLE	UNIT	QTY	30-DAY DS MAINT	30-DAY GS MAINT	1-YR	DEPOT	ILLUS-			
CODE	STOCK	REF NUMBER & MFR CODE	ON	OF	INC	ALLOWANCE	ALLOWANCE	ALW	MAINT	TRATION			
NUMBER	NUMBER		CODE	MEAS	IN	(a)	(b)	(c)	PER	(a)	(b)		
					UNIT	1-20	21-50	51-100	1-20	21-50	51-100		
									CNTGY	EQUIP	FIG. ITEM		
									100	100	NO. NO.		
									EQUIP	EQUIP			
P H		WASHER, LOCK: PLUG BRACKET W11203-2(28835)	EA		2			*	*	*	*	2	38
P H		SCREW, MACHINE: BRACKET MOUNTING W11111-3 (28835)	EA		2			*	*	*	*	20	39
X2 H		BRACKET, PLUG AW437 (28835)	EA		1							20	40
P H		SCREW, MACHINE: RING MTG W11114-5 (28835)	EA		4			*	*	*	*	20	41
P H		WASHER, LOCK: RING MTG W11254-4 (28835)	EA		4			*	*	*	*	20	42
P H		SCREW, MACHINE: CATCH MTG BW823-1 (28835)	EA		1			*	*	*	*	20	43
P F	5310-261-6192	WASHER, LOCK: CATCH MTG 4008-14-00 (78189)	EA		1	*	*	*	*	*	*	20	44
X2 F		CATCH, CASE LOCK AW465 (28835)	EA		1							20	45
X2 F		HOUSING, INSIDE AW823 (28835)	EA		1							20	46
X2 F		RING, CONTACT DW890A2 (28835)	EA		1							20	47
X2 F		PIGTAIL AW453 (28835)	EA		4							20	48
X2 F		FINGER, CONTACT AW156 (28835)	EA		2							20	49
X2 F		RING, CONTACT DW859 (28835)	EA		1							20	50
P F		SCREW, MACHINE: PANEL MTG W11114-4 (28835)	EA		4	*	*	*	*	*	*	21	1
P F		WASHER, LOCK: PANEL MTG W11254-4 (28835)	EA		4	*	*	*	*	*	*	21	2
P F		NUT, PLAIN, HEXAGON: CAPACITOR MTG W11280-2 (28835)	EA		2	*	*	*	*	*	*	21	3
P F		SCREW, MACHINE: CAPACITOR MTG W11114-2 (28835)	EA		2	*	*	*	*	*	*	21	4
P F	5310-637-9575	WASHER, LOCK: CAPACITOR MTG 4014-20-00 (78189)	EA		2	*	*	*	*	*	*	21	5
P F		CAPACITOR: B206153 (90201)	EA		2	*	*	*	*	*	*	21	6
P F		SCREW, TAPPING: VOLTMETER MTG W11220-1 (28835)	EA		3	*	*	*	*	*	*	21	7
P2 F	6625-842-0898	VOLTMETER: DC W8703-12 (28835)	EA		1	*	*	*	*	*	*	21	8

(1)	(2)	(3)	(4)	(5)	(6)			(7)			(8)	(9)	(10)		
SMR	FEDERAL	DESCRIPTION	USABLE	UNIT	30-DAY DS MAINT			30-DAY GS MAINT			1-YR	DEPOT	ILLUS-		
CODE	STOCK		ON	OF	ALLOWANCE			ALLOWANCE			ALW	MAINT	TRATION		
	NUMBER	REF NUMBER & MFR CODE	CODE	MEAS	QTY	(a)	(b)	(c)	(a)	(b)	(c)	PER	ALW	(a)	(b)
					INC	1-20	21-50	51-100	1-20	21-50	51-100	100	PER	FIG.	ITEM
					IN							EQUIP	100	NO.	NO.
					EA							CNTGY	EQUIP		
P F		SCREW, TAPPING: HOUR METER MTG W11220-1 (28835)		EA	3	*	*	*	*	*	*	*	*	21	9
P2 F	6645-864-6794	METER, HOUR M3602B (74400)		EA	1	*	*	*	*	*	*	*	*	21	10
P F		SCREW, TAPPING W11220-1 (28835)		EA	3	*	*	*	*	*	*	*	*	21	11
P2 F	6625-842-0896	AMMETER: DC 321LH (60741)		EA	1	*	*	*	*	*	*	*	*	21	12
P F	5305-052-6920	SCREW, MACHINE: SWITCH MTG MS24629-56 (96906)		EA	2	*	*	*	*	*	*	*	*	21	13
P2 F	5930-272-1382	SWITCH-TOGGLE: REVERSING 80634F (04009)		EA	1	*	*	*	*	*	*	*	*	21	14
P F		SCREW, CAP, HEXAGON HEAD: SHUNT MTG W11100-3 (28835)		EA	1	*	*	*	*	*	*	*	*	21	15
P F		WASHER, LOCK: SHUNT MTG W11254-8 (28835)		EA	1	*	*	*	*	*	*	*	*	21	16
P F		WASHER, FLAT: SHUNT MTG MS27183-18 (96906)		EA	1	*	*	*	*	*	*	*	*	21	17
P2 F	6625-272-9885	SHUNT CW1142A (28835)		EA	1	*	*	*	*	*	*	*	*	21	18
X2 F		CONNECTOR ASSEMBLY: CABLE 5CW985-2 (28835)		EA	2									21	19
P F		NUT, WING: CONNECTOR W11294-2 (28835)		EA	2	*	*	*	*	*	*	*	*	21	20
P2 F		TERMINAL BAR 5CW974 (28835)		EA	2	*	*	*	*	*	*	*	*	21	21
X2 F		PLATE, TERMINAL BAR 5CW975 (28835)		EA	2									21	22
P F		SCREW, CAP, HEXAGON HEAD: TERMINAL 351505 (28835)		EA	2	*	*	*	*	*	*	*	*	21	23
P F		WASHER, LOCK: TERMINAL W11254-8 (28835)		EA	4	*	*	*	*	*	*	*	*	21	24
P F		SCREW, MACHINE: TERMINAL W11110-2 (28835)		EA	2	*	*	*	*	*	*	*	*	21	25
P F		WASHER, INSULATOR 5CW976A (28835)		EA	4	*	*	*	*	*	*	*	*	21	26
P F		WASHER, FLAT W11242-12 (28835)		EA	2	*	*	*	*	*	*	*	*	21	27
X2 F		PANEL, LOWER CONTROL 16DW1128 (28835)		EA	1									21	28
P F		NUT, PLAIN, HEXAGON: BLOCK MTG W11287-3 (28835)		EA	4	*	*	*	*	*	*	*	*	22	1
P F		WASHER, LOCK: BLOCK MTG W11254-2 (28835)		EA	4	*	*	*	*	*	*	*	*	22	2

(1)	(2)	(3)	(4)	(5)	(6)			(7)			(8)	(9)	(10)		
SMR	FEDERAL	DESCRIPTION	USABLE	UNIT	30-DAY DS MAINT			30-DAY GS MAINT			1-YR	DEPOT	ILLUS-		
CODE	STOCK		ON	OF	ALLOWANCE	ALLOWANCE	ALLOWANCE	ALLOWANCE	ALLOWANCE	ALW	MAINT	TRATION			
NUMBER		REF NUMBER & MFR CODE	CODE	MEAS	QTY	(a)	(b)	(c)	(a)	(b)	(c)	PER	ALW	(a)	(b)
					INC	1-20	21-50	51-100	1-20	21-50	51-100	100	PER	FIG.	ITEM
					IN	UNIT						EQUIP	100	NO.	NO.
					EA							CNTGY	EQUIP		
P F		SCREW, MACHINE: BLOCK MTG W11111-8 (28835)		EA	4	*	*	*	*	*	*	*	*	22	3
X2 F		BLOCK, TERMINAL 401911-6 (28835)		EA	1									22	4
X2 F		NAMEPLATE 8BW1593 (28835)		EA	1	*	*	*	*	*	*	*	*	22	5
P F		NUT, PLAIN, HEXAGON: BLOCK MTG W11287-3 (28835)		EA	8	*	*	*	*	*	*	*	*	22	6
P F		WASHER, LOCK, BLOCK MTG W11254-12 (28835)		EA	8	*	*	*	*	*	*	*	*	22	7
P F		SCREW, MACHINE, BLOCK MTG W11111-8 (28835)		EA	8	*	*	*	*	*	*	*	*	22	8
X2 F		BLOCK, TERMINAL 308 (38151)		EA	1									22	9
X2 F		BLOCK, TERMINAL 312 (38151)		EA	1									22	10
P2 F		NAMEPLATE 16DW1166 (28835)		EA	1	*	*	*	*	*	*	*	*	22	11
P F		NUT, PLAIN, HEXAGON: COIL MTG W11280-1 (28835)		EA	12	*	*	*	*	*	*	*	*	22	12
P F		WASHER, LOCK: COIL MTG W11254-4 (28835)		EA	12	*	*	*	*	*	*	*	*	22	13
P F		WASHER, FLAT: COIL MTG W11242-5 (28835)		EA	12	*	*	*	*	*	*	*	*	22	14
P F		SCREW, CAP, HEXAGON HEAD: COIL MTG 402119-12 (28835)		EA	12	*	*	*	*	*	*	*	*	22	15
P F		SCREW, TAPPING: HEAT SINK MTG W11231-1 (28835)		EA	12	*	*	*	*	*	*	*	*	22	16
P F	5961-922-4817	DIODE S2025POS (58849)		EA	3	*	*	*	*	*	*	*	*	22	17
P F	5961-922-4818	DIODE R2025NE6 (58849)		EA	3	*	*	*	*	*	*	*	*	22	18
P F		SINK, HEAT 16DW1319 (28835)		EA	3	*	*	*	*	*	*	*	*	22	19
P F		NUT, PLAIN, HEXAGON: TERMINAL TO632005 (77122)		EA	2	*	*	*	*	*	*	*	*	22	20
P F		WASHER, LOCK: TERMINAL W11254-1 (28835)		EA	4	*	*	*	*	*	*	*	*	22	21
P F		SCREW, MACHINE: TERMINAL W11110-7 (28835)		EA	4	*	*	*	*	*	*	*	*	22	22
P2 F		COIL ASSEMBLY, TRANSDUCER 16DW1320-3 (28835)		EA	1	*	*	*	*	*	*	*	*	22	23

(1)	(2)	(3)	(4)	(5)	(6)			(7)			(8)	(9)	(10)		
SMR	FEDERAL	DESCRIPTION			30-DAY DS MAINT			30-DAY GS MAINT			1-YR	DEPOT	ILLUS-		
CODE	STOCK		USABLE	UNIT	QTY	ALLOWANCE	ALLOWANCE	ALLOWANCE	ALLOWANCE	ALW	MAINT	TRATION			
	NUMBER	REF NUMBER & MFR CODE	ON	OF	INC	(a)	(b)	(c)	(a)	(b)	(c)	PER	ALW	(a)	(b)
			CODE	MEAS	IN	1-20	21-50	51-100	1-20	21-50	51-100	EQUIP	PER	FIG.	ITEM
					UNIT							100	100	NO.	NO.
												EQUIP	EQUIP		
P2 F		COIL ASSEMBLY, TRANSDUCER 16DW1320-2 (28835)		EA	1	*	*	*	*	*	*	*	*	22	24
P2 F		COIL ASSEMBLY, TRANSDUCER 16DW1320-1 (28835)		EA	1	*	*	*	*	*	*	*	*	22	25
P F	5940-434-4842	BOARD, DIODE 16DW1321 (28835)		EA	1	*	*	*	*	*	*	*	*	22	26
X2 F		GASKET, PANEL TOP AND BOTTOM 20-849-22-1-4 (28835)		EA	2									22	17
P F		SCREW, MACHINE: TRAY MTG 402119-4 (28835)		EA	2	*	*	*	*	*	*	*	*	22	28
P F		WASHER, LOCK: TRAY MTG W11254-4 (28835)		EA	2	*	*	*	*	*	*	*	*	22	29
X2 F		GASKET: PANEL SIDES 20-849-15 (28835)		EA	2									22	30
P F		GROMMET: TRAY MS35489-129 (96906)		EA	2	*	*	*	*	*	*	*	*	22	31
P F		TRAY, CUBICLE 16DW1120 (28835)		EA	1	*	*	*	*	*	*	*	*	22	32
P F		GROMMET BODY MS35489-129 (96906)		EA	1	*	*	*	*	*	*	*	*	22	33
X2 F		BOX, CUBICLE 1DW1106-2 (28835)		EA	1									22	34
		GROUP 07 -- GENERATOR WELDER													
P O	5310-934-9751	NUT, PLAIN, HEXAGON: BOOT MTG MS35650-302 (96906)		EA	4	*	*	*	*	*	*	*	*	23	1
P O	5310-045-3296	WASHER, LOCK: BOOT MTG MS35338-43 (96906)		EA	4	*	*	*	*	*	*	*	*	23	2
P O	5310-014-5850	WASHER, FLAT: BOOT MTG MS27183-42 (96906)		EA	4	*	*	*	*	*	*	*	*	23	3
P O	5305-789-7434	SCREW, MACHINE: BOOT MTG MS35207-263 (96906)		EA	4	*	*	*	*	*	*	*	*	23	4
X2 O		STRAP, BOOT MTG MS35140-2 (96906)		EA	4									23	5
P O	5305-269-3209	SCREW, CAP HEXAGON HEAD: BOOT RING AND COVER MTG MS90725-58 (96906)		EA	3	*	*	*	*	*	*	*	*	23	6
X2 O		RING, BOOT 13217E1058 (97403)		EA	1									23	7
P O		BOOT, DUST 13217E1057 (97403)		EA	1	*	*	*	*	*	*	*	*	23	8
P O	5310-732-0558	NUT, PLAIN, HEXAGON: LEAD MTG MS51967-8 (96906)		EA	2	*	*	*	*	*	*	*	*	23	9
P O	5310-637-9541	WASHER, LOCK: LEAD MTG MS35338-46 (96906)		EA	2	*	*	*	*	*	*	*	*	23	10

(1)	(2)	(3)	(4)	(5)	(6)	(7)	(8)	(9)	(10)	
SMR	FEDERAL	DESCRIPTION	USABLE	UNIT	QTY	30-DAY DS MAINT	30-DAY GS MAINT	1-YR	DEPOT	ILLUS-
CODE	STOCK		ON	OF	INC	ALLOWANCE	ALLOWANCE	ALW	MAINT	TRATION
	NUMBER	REF NUMBER & MFR CODE	CODE	MEAS	IN	(a) (b) (c)	(a) (b) (c)	PER	ALW	(a) (b)
					UNIT	1-20 21-50 51-100	1-20 21-50 51-100	100	100	FIG. ITEM
								EQUIP	EQUIP	NO. NO.
								CNTGY		
P O	5305-269-3214	SCREW, CAP, HEXAGON HEAD: LEAD MTG MS90725-64 (96906)	EA	1	*	*	*	*	*	23 11
X2 O		LEAD, GROUND MILJL231TYPE 1 CLB (91348)	EA	1						23 12
P F	5310-763-8921	NUT, PLAIN, HEXAGON: WELDER MTG MS51967-23 (96906)	EA	4	*	*	*	*	*	23 13
P F	5310-584-7888	WASHER, LOCK: WELDER MTG MS35338-51 (96906)	EA	4	*	*	*	*	*	23 14
P F	5305-939-9205	SCREW, CAP, HEXAOGN HEAD: WELDER MTG MS90725-190 (96906)	EA	4	*	*	*	*	*	23 15
P2 F	3431-930-9589	WELDER, DYNAMOTOR 16DW1171 (28835)	EA	1	*	*	*	*	*	23
P O		NUT, WING: FILTER MTG W11294-1 (28835)	EA	4	*	*	*	*	*	23 16
P O		WASHER, FLAT: FILTER MTG W11242-4 (28835)	EA	4	*	*	*	*	*	23 17
P O		FILTER, AIR INTAKE 16DW680 (28835)	EA	2	*	*	*	*	*	23 18
P O		NUT, PLAIN, HEXAGON: 50MS732-0 (28835)	EA	8	*	*	*	*	*	23 19
P O		SCREW, MACHINE: FILTER MTG W11114-6 (28835)	EA	4	*	*	*	*	*	23 20
P O		NUT, PLAIN, HEXAGON COVER MTG 50MS732-0 (28835)	EA	6	*	*	*	*	*	23 21
P O		SCREW, MACHINE, COVER MTG W11114-10 (28835)	EA	6	*	*	*	*	*	23 22
X2 O		COVER, WRAPPER 16DW679 (28835)	EA	2						23 23
X2 H		COVER, END 16DW681 (28835)	EA	1						23 24
P H	3431-997-9974	CAP, BEARING FW582A (28835)	EA	1			*	*	*	23 25
P H	5310-584-2109	WASHER, FELT: BEARING CAP A29 (28835)	EA	1			*	*	*	23 26
P H	5330-447-4250	GASKET: BEARING CAP DW883 (28835)	EA	1			*	*	*	23 27
P H		SCREW, CAP, HEXAGON HEAD: END COVER MTG 5CW1308-3 (28835)	EA	3			*	*	*	23 28
X2 H		COVER, END 16DW681 (28835)	EA	1						23 29
P H	6115-447-4249	CAP, BEARING DW882A (28835)	EA	1			*	*	*	23 30

(1)	(2)	(3)	(4)	(5)	(6)			(7)			(8)	(9)	(10)		
SMR	FEDERAL	DESCRIPTION	USABLE	UNIT	30-DAY DS MAINT			30-DAY GS MAINT			1-YR	DEPOT	ILLUS-		
CODE	STOCK		ON	OF	ALLOWANCE			ALLOWANCE			ALW	MAINT	TRATION		
NUMBER	NUMBER	REF NUMBER & MFR CODE	CODE	MEAS	QTY	(a)	(b)	(c)	(a)	(b)	(c)	PER	ALW	(a)	(b)
					INC	1-20	21-50	51-100	1-20	21-50	51-100	100	PER	FIG.	ITEM
					IN	UNIT						EQUIP	100	NO.	NO.
												CNTGY	EQUIP		
P H		GASKET: BEARING CAP DW883 (28835)		EA	1				*	*	*	*	*	23	31
P F	5305-068-0500	SCREW, CAP, HEXAGON HEAD: FAN GUARD MTG MS90725-3 (96906)		EA	1	*	*	*	*	*	*	*	*	23	32
X2 F		GUARD, FAN 3DW13 (28835)		EA	1									23	33
P H		SCREW, CAP, HEXAGON HEAD: HOUSING TO HOUSING MTG W11097-4 (28835)		EA	4				*	*	*	*	*	23	34
X2 O		BOLT, EYE: LIFTING DW4013 (28835)		EA	1									23	35
X2 O		CUSHION: WELDER X5593 (70485)		EA	1									23	36
P H	5310-208-6540	NUT, PLAIN, HEXAGON FW446 (28835)		EA	2				*	*	*	*	*	23	37
P H	3110-227-3618	BEARING, ARMATRU FW2502 (28835)		EA	2				*	*	*	*	*	23	38
P H	6125-735-9065	ARMATURE 16DW736 (28835)		EA	1				*	*	*	*	*	23	39
P H	6105-354-2365	RING, SLIP: COMMUTATOR 35J24 (28835)		EA	1				*	*	*	*	*	24	1
P H	6125-735-6112	COMMUTATOR BW219-2 (28835)		EA	1				*	*	*	*	*	24	2
P H	5970-793-7805	INSULATOR, COMMUTATOR 5CW3403 (28835)		EA	1				*	*	*	*	*	24	3
P H	5970-361-7961	INSULATOR, CORE FLANGE BW696 (28835)		EA	1				*	*	*	*	*	24	4
P H		TUBE, INSULATOR CW661 (28835)		EA	1				*	*	*	*	*	24	5
X2 H		FLANGE, CORE BW687 (28835)		EA	2									24	6
P H		DISC, FIBER CW757 (28835)		EA	82				*	*	*	*	*	24	7
X2 H		WEDGE, CORE SLOT W19188 (28835)		EA	66									24	8
P F		INSUALTION, COIL DW6775-14 (28835)		EA	33	*	*	*	*	*	*	*	*	24	9
P F		INSULATION: COIL DW6776-1 (28835)		EA	33	*	*	*	*	*	*	*	*	24	10
P F		WINDING DATA DATA1577 (28835)		EA	1	*	*	*	*	*	*	*	*	24	11
P F	5975-319-4176	DISC, FIBER CW760 (28835)		EA	2	*	*	*	*	*	*	*	*	24	12
P F		SPACER 16DW728 (28835)		EA	1	*	*	*	*	*	*	*	*	24	13

(1)	(2)	(3)	(4)	(5)	(6)	(7)	(8)	(9)	(10)	
SMR	FEDERAL	DESCRIPTION	USABLE	UNIT	QTY	30-DAY DS MAINT	30-DAY GS MAINT	1-YR	DEPOT	ILLUS-
CODE	STOCK	REF NUMBER & MFR CODE	ON	OF	INC	ALLOWANCE	ALLOWANCE	ALW	MAINT	TRATION
	NUMBER		CODE	MEAS	IN	(a) (b) (c)	(a) (b) (c)	PER	ALW	(a) (b)
					UNIT	1-20 21-50 51-100	1-20 21-50 51-100	100	PER	FIG. ITEM
								EQUIP	100	NO. NO.
								CNTGY	EQUIP	
P H		RING, COLLECTOR HF3373-2 (28835)		EA	2		* * *	*	*	24 14
P F		SCREW, CAP, HEXAGON HEAD: POLE PIECE W11148-1 (28835)		EA	8	* * *	* * *	*	*	24 15
P H		POLE PIECE DATA2402 (28835)		EA	1		* * *	*	*	24 16
P H		COMMUTATOR DW862C1 (28835)		EA	1		* * *	*	*	24 17
P H		DISC, FIBER DW1129 (28835)		EA	2		* * *	*	*	24 18
X2 H		FLANGE, CORE 5CW664 (28835)		EA	2					24 19
X2 H		DISC, GENERATOR DW1128 (28835)		EA	250					24 20
P H		WEDGE, CORE DW2083 (28835)		EA	43		* * *	*	*	24 21
P H	5970-795-1753	INSULATION AAW1556-4(28835)		EA	43		* * *	*	*	24 22
P H	5970-795-1752	INSULATION AAW2704-1 (28835)		EA	43		* * *	*	*	24 23
P F		DATA WINDING DATA2001 (28835)		EA	1	* * *	* * *	*	*	24 24
X2 F		FAN DW513 (28835)		EA	1					24 25
X2 F		KEY, MACHINE 8BW1189-4(28835)		EA	1					24 26
P2 H		SHAFT, ARMATURE 16DW735A (28835)		EA	1		* * *	*	*	24 27
P F		SCREW, MACHINE: TERMINAL MTG W11112-8 (28835)		EA	4	* * *	* * *	*	*	25 1
X2 F		TERMINAL BLOCK ASSEMBLY: NO. 1 DW4015 (28835) (COMPONENTS SAME AS TERMINAL BLCOK ASSEMBLY, P/N DW4016 (28835), EXCEPT WHERE ANNOTATED)		EA	1					25
X2 F		TERMINAL BLOCK ASSEMBLY: NO. 2 DW4016 (28835)		EA	1					25
P F		SETSCREW: TERMINAL CLAMP W11137-1 (28835)		EA	15	* * *	* * *	*	*	25 2
X2 F		PLATE: TERMINAL DW4453 (28835)		EA	18					25 3
P F		SCREW, CAP, HEXAGON HEAD: LUG MTG 5CW1308-2 (28835)		EA	10	* * *	* * *	*	*	25 4
P F		WASHER, LOCK: LUG MTG W11254-5 (28835)		EA	10	* * *	* * *	*	*	25 5

(1) SMR CODE	(2) FEDERAL STOCK NUMBER	(3) DESCRIPTION REF NUMBER & MFR CODE	(4) USABLE ON CODE	(5) UNIT OF MEAS	(6) QTY INC IN UNIT	(7) 30-DAY DS MAINT ALLOWANCE			(8) 30-DAY GS MAINT ALLOWANCE			(9) 1-YR ALW PER EQUIP 100 CNTGY	(10) DEPOT MAINT ALW PER EQUIP 100 FIG. ITEM NO. NO.	
						(a)	(b)	(c)	(a)	(b)	(c)			
P F		SCREW, MACHINE: LUG MTG 8BW824-0 (28835)	EA	10	*	*	*	*	*	*	*	*	25	6
P F		WASHER, LOCK: LUG MTG MS35338-44 (96906)	EA	10	*	*	*	*	*	*	*	*	25	7
P F		LUG, TERMINAL DW4028 (28835)	EA	10	*	*	*	*	*	*	*	*	25	8
P F	5310-207-9341	NUT, PLAIN, HEXAGON: TERMINAL 22NM04 (72962)	EA	4	*	*	*	*	*	*	*	*	25	9
P F		WASHER, LOCK: TERMINAL W11254-3 (288335)	EA	4	*	*	*	*	*	*	*	*	25	10
P F		WASHER, FLAT: TERMINAL W11245-3 (28835)	EA	4	*	*	*	*	*	*	*	*	25	11
P F		SCREW, MACHINE: TERMINAL 8BW823-0 (28835)	EA	2	*	*	*	*	*	*	*	*	25	12
P F	5310-045-3296	WASHER, LOCK: TERMINAL MS35338-43 (96906)	EA	2	*	*	*	*	*	*	*	*	25	13
X2 F		BLOCK, TERMINAL DW4005 (28835) (PART OF BLOCK, P/N DW4016 (28835) ONLY)	EA	1									25	14
X2 F		BLOCK TERMINAL DW4004 (28835) (PART OF BLOCK P/N DW4015 (28835), ONLY)	EA	1									25	14
P F		INSULATOR, TERMINAL BLOCK DW6724 (28835)	EA	2	*	*	*	*	*	*	*	*	25	15
P F		SCREW, MACHINE: TERMINAL BLOCK MTG W11112-8 (28835)	EA	2	*	*	*	*	*	*	*	*	26	1
P2 F		TERMINAL BLOCK ASSEMBLY: MOTOR 5CW4000 (28835)	EA	1	*	*	*	*	*	*	*	*	26	
P F		NUT, PLAIN, HEXAGON; TERMINAL W11287-4 (28835)	EA	8	*	*	*	*	*	*	*	*	26	2
P F		WASHER, LOCK: TERMINAL W11254-3 (28835)	EA	8	*	*	*	*	*	*	*	*	26	3
P F		WASHER, FLAT: TERMINAL W11242-3 (28835)	EA	8	*	*	*	*	*	*	*	*	26	4
P F		SCREW, MACHINE: TERMINAL 8BW823-0 (28835)	EA	4	*	*	*	*	*	*	*	*	26	5
P F		NUT, PLAIN, HEXAGON: TERMINAL W11280-2 (28835)	EA	12	*	*	*	*	*	*	*	*	26	6
P F		WASHER, LOCK: TERMINAL W11254-4 (28835)	EA	12	*	*	*	*	*	*	*	*	26	7
P F		WASHER, FLAT: TERMINAL W11242-5 (28835)	EA	12	*	*	*	*	*	*	*	*	26	8

(1)	(2)	(3)	(4)	(5)	(6)			(7)			(8)	(9)	(10)		
SMR	FEDERAL	DESCRIPTION	USABLE	UNIT	30-DAY DS MAINT			30-DAY GS MAINT			1-YR	DEPOT	ILLUS-		
CODE	STOCK		ON	OF	ALLOWANCE	ALLOWANCE	ALLOWANCE	ALLOWANCE	ALLOWANCE	ALW	MAINT	TRATION			
	NUMBER	REF NUMBER & MFR CODE	CODE	MEAS	(a)	(b)	(c)	(a)	(b)	(c)	PER	ALW	(a)	(b)	
					INC						100	PER	FIG.	ITEM	
					IN						EQUIP	100	NO.	NO.	
					UNIT	1-20	21-50	51-100	1-20	21-50	51-100	CNTGY			
P F		SCREW, MACHINE: TERMINAL 8BW824-2 (28835)	EA	6	*	*	*	*	*	*	*	*	*	26	9
X2 F		BLOCK, TERMINAL 5CW5063-1 (28835)	EA	1	*	*	*	*	*	*	*	*	*	26	10
P F		INSULATOR, TERMINAL BLOCK DW6724 (28835)	EA	1	*	*	*	*	*	*	*	*	*	26	11
P F		SCREW, TAPPING: CLAMP MTG W11236-5 (28835)	EA	2	*	*	*	*	*	*	*	*	*	27	1
X2 F		CLAMP, BRUSH HOLDER 12CW74A (28835)	EA	2										27	2
P F	5977-841-5204	HOLDER ASSEMBLY, BRUSH: EXCITER 12CW1371 (28835)	EA	1	*	*	*	*	*	*	*	*	*	27	
P F		NUT, PLAIN, HEXAGON: RING MTG W11280-1 (28835)	EA	4	*	*	*	*	*	*	*	*	*	27	3
P F		WASHER, LOCK: RING MTG W11254-4 (28835)	EA	4	*	*	*	*	*	*	*	*	*	27	4
P F		WASHER, FLAT: RING MTG W11242-5 (28835)	EA	4	*	*	*	*	*	*	*	*	*	27	5
P F		SCREW, MACHINE: RING MTG MS35206-284 (96906)	EA	2	*	*	*	*	*	*	*	*	*	27	6
X2 F		SPACER, SHORT: RING MTG 12CW1369 (28855)	EA	2										27	7
P F		SCREW, MACHINE: RING MTG MS35206-286 (90696)	EA	2	*	*	*	*	*	*	*	*	*	27	8
X2 F		SPACER, LONG: RING MTG 12CW1370 (28835)	EA	2										27	9
P F		NUT, PLAIN, HEXAGON: ARM MTG AW640 (28835)	EA	2	*	*	*	*	*	*	*	*	*	27	10
P F		SCREW, MACHINE: ARM MTG W11114-4 (28835)	EA	2	*	*	*	*	*	*	*	*	*	27	11
X2 F		BUSHING, SLEEVE: BRUSH ARM AW667A (28835)	EA	2										27	12
X2 F		ARM, ELECTRICAL: BRUSH AW634 (28835)	EA	2										27	13
P F		SPRING, TENSION W799D92B (28835)	EA	2	*	*	*	*	*	*	*	*	*	27	14
P F	5977-735-6143	WASHER, SPRING, ADJUSTING AW638C (28835)	EA	2	*	*	*	*	*	*	*	*	*	27	15
P F		NUT, PLAIN, HEXAGON: ARM MTG AW640 (28835)	EA	6	*	*	*	*	*	*	*	*	*	27	16
P F		SCREW, MACHINE: ARM MTG W11114-4 (28835)	EA	6	*	*	*	*	*	*	*	*	*	27	17

(1) SMR CODE	(2) FEDERAL STOCK NUMBER	(3) DESCRIPTION REF NUMBER & MFR CODE	(4) USABLE ON CODE	(5) UNIT OF MEAS	(6) QTY INC IN UNIT	(6) 30-DAY DS MAINT ALLOWANCE			(7) 30-DAY GS MAINT ALLOWANCE			(8) 1-YR ALW	(9) DEPOT MAINT	(10) ILLUS- TRATION		
						(a)	(b)	(c)	(a)	(b)	(c)	PER 100 EQUIP CNTGY	PER 100 EQUIP	(a)	(b)	
X2 F		BUSHING, SLEEVE: BRUSH ARM AW667A (28835)		EA	6										27	18
X2 F		ARM, ELECTRICAL: BRUSH AW634 (28835)		EA	6										27	19
P F	5977-817-1120	SPRING, TENSION W799D91B (28835)		EA	6	*	*	*	*	*	*	*	*	*	27	20
P F	5977-735-6143	WASHER, SPRING ADJUSTING AW638C (28835)		EA	6	*	*	*	*	*	*	*	*	*	27	21
P F		SCREW, MACHINE BRUSH TERMINAL W11224-1 (28835)		EA	8	*	*	*	*	*	*	*	*	*	27	22
P F	5977-240-0381	BRUSH, ELECTRICAL AAP16A (91650)		EA	4	*	*	*	*	*	*	*	*	*	27	23
X2 F		RETAINER, BRUSH: INNER AND OUTER J392A (28835)		EA	2										27	24
P F		SCREW, MACHINE: BRUSH TERMINAL W11224-1 (28835)		EA	4	*	*	*	*	*	*	*	*	*	27	25
P F	5977-361-7784	BRUSH, ELECTRICAL DW825 (28835)		EA	4	*	*	*	*	*	*	*	*	*	27	26
P F		SCREW, TAPPING: HOLDER MTG W11225-2 (28835)		EA	8	*	*	*	*	*	*	*	*	*	27	27
X2 F		HOLDER, ELECTRICAL: BRUSH AW696 (28835)		EA	4										27	28
X2 F		RING, HOLDER MOUNTING 12CW81A (28835)		EA	1										27	29
P F		SCREW, TAPPING: CLAMP MTG W11236-5 (28835)		EA	2	*	*	*	*	*	*	*	*	*	28	1
X2 F		CLAMP, BRUSH HOLDER 12CW74A (28835)		EA	2										28	2
P F		SCREW, TAPPING: SHIELD MTG W11236-4 (28835)		EA	2	*	*	*	*	*	*	*	*	*	28	3
P F		WASHER, LOCK: SHIELD MTG 4014-20-00 (78189)		EA	2	*	*	*	*	*	*	*	*	*	28	4
X2 F		SHIELD, RADIO SUPPRESSION: EXCITER 16DW686 (28835) (COMPONENTS SAME AS SHIELD ASSEMBLY, P/N 8BW758 (28835), EXCEPT WHERE ANNOTATED)		EA	1										28	5
X2 F		SHIELD ASSEMBLY, RADIO SUPPRESSION: GENERATOR 8BW758 (28835)		EA	1										28	5
P F	5305-045-1626	SCREW, ASSEMBLED WASHER: TERMINAL, CAPACITOR		EA	7	*	*	*	*	*	*	*	*	*	28	6

(1)	(2)	(3)	(4)	(5)	(6)			(7)			(8)	(9)	(10)		
SMR	FEDERAL	DESCRIPTION	USABLE	UNIT	QTY	30-DAY DS MAINT ALLOWANCE			30-DAY GS MAINT ALLOWANCE			1-YR	DEPOT	ILLUS-TRATION	
CODE	STOCK		ON	OF	INC	(a)	(b)	(c)	(a)	(b)	(c)	ALW	MAINT	(a)	(b)
	NUMBER	REF NUMBER & MFR CODE	CODE	MEAS	UNIT	1-20	21-50	51-100	1-20	21-50	51-100	PER	100	FIG.	ITEM
												EQUIP	100	NO.	NO.
												CNTGY	EQUIP		
P F		LEAD, WIRE: CAPACITOR TO BRUSH HOLDER, GENERATOR 8BW804-1 (28835) (PART OF SHIELD, P/N 8BW758 (28835), ONLY)		EA	4	*	*	*	*	*	*	*	*	28	7
X2 F		LEAD, WIRE: CAPACITOR TO BRUSH HOLDER, EXCITER 8BW804-5 (28835) (PART OF SHIELD P/N 16DW686 (28835), ONLY)		EA	2									28	7
X2 F		LEAD, WIRE: CAPACITOR TO BRUSH HOLDER, EXCITER 8BW804-6 (28835) (PART OF SHIELD, P/N 16DW686 (28835), ONLY)		EA	1									28	7
P F		SCREW, MACHINE: CAPACITOR MOUNTING W11224-2 (28835)		EA	7	*	*	*	*	*	*	*	*	28	8
P F		WASHER, LOCK: CAPACITOR MOUNTING 4008-14-00 (78189)		EA	7	*	*	*	*	*	*	*	*	28	9
P F		CAPACITOR: GENERATOR B206152 (90201) (PART OF SHIELD, P/N 8BW758 (28835)		EA	4	*	*	*	*	*	*	*	*	28	10
P F	5910-883-0556	CAPACITOR: EXCITER B206143 (90201) (PART OF SHIELD P/N 16DW686 (28835)		EA	3	*	*	*	*	*	*	*	*	28	10
X2 F		RING, SHIELD 12CW64 (28835)		EA	2									28	11
X2 F		BRUSH HOLDER ASSEMBLY: GENERATOR 16DW77B (28835)		EA	1									28	
P F		SCREW, CAP, HEXAGON HEAD: BUS BAR W11236-2 (28835)		EA	8	*	*	*	*	*	*	*	*	28	12
P F		BUS BAR, BRUSH HOLDER 16DW200 (28835)		EA	4	*	*	*	*	*	*	*	*	28	13
P F		SPACER, BRUSH HOLDER AW1683 (28835)		EA	8	*	*	*	*	*	*	*	*	28	14
P F	5977-655-2555	BRUSH, ELECTRICAL AW1470 (28835)		EA	12	*	*	*	*	*	*	*	*	28	15
P F		NUT, PLAIN, HEXAGON: PLATE MTG AW640 (28835)		EA	12	*	*	*	*	*	*	*	*	28	16
P F		WASHER, LOCK: PLATE MTG W11254-4 (28835)		EA	12	*	*	*	*	*	*	*	*	28	17
P F		SPACER, BRUSH HOLDER AW740 (28835)		EA	8	*	*	*	*	*	*	*	*	28	18
P F		BOLT, SPECIAL: BRUSH HOLDER 8BW12-2 (28835)		EA	12	*	*	*	*	*	*	*	*	28	19

(1)	(2)	(3)	(4)	(5)	(6)			(7)			(8)	(9)	(10)		
SMR	FEDERAL	DESCRIPTION	USABLE	UNIT	30-DAY DS MAINT			30-DAY GS MAINT			1-YR	DEPOT	ILLUS-		
CODE	STOCK		ON	OF	ALLOWANCE	ALLOWANCE	ALLOWANCE	ALLOWANCE	ALLOWANCE	ALW	MAINT	TRATION			
	NUMBER	REF NUMBER & MFR CODE	CODE	MEAS	(a)	(b)	(c)	(a)	(b)	(c)	PER	ALW	(a)	(b)	
					INC						100	PER	FIG.	ITEM	
					UNIT	1-20	21-50	51-100	1-20	21-50	51-100	CNTGY	EQUIP	NO.	NO.
X2	F	PLATE AND GUIDE, BRUSH HOLDER ASSEMBLY AW1156B (28835)		EA	12									28	20
P	F	NUT, PLAIN, HEXAGON: SPRING AW640 (28835)		EA	12	*	*	*	*	*	*	*	*	28	21
X2	F	ADAPTER, SPRING AW1719 (28835)		EA	12									28	22
P	F	SPRING, BRUSH W799H173 (28835)		EA	12	*	*	*	*	*	*	*	*	28	23
P	F	PLATE AND GUIDE AW734 (28835)		EA	12	*	*	*	*	*	*	*	*	28	24
P	F	RING, MOUNTING 12CW962 (28835)		EA	1	*	*	*	*	*	*	*	*	28	25
P	H	SCREW, CAP, HEXAGON HEAD: POLE PIECE W11097-3 (28835)		EA	4				*	*	*	*	*	29	1
P	H	5999-458-7905 POLE PIECE, EXCITER BW97 (28835)		EA	4				*	*	*	*	*	29	2
P	H	6115-354-2313 WINDING, EXCITER FIELD DATA 1512 (28835)		EA	1				*	*	*	*	*	29	3
P	H	5970-698-7184 INSULATOR, PLATE AW702B (28835)		EA	4				*	*	*	*	*	29	4
P2	H	STATOR, MOTOR 4DW536 (28835)		EA	1				*	*	*	*	*	29	5
P	H	WINDING, MOTOR STATOR DATA2414 (28835)		EA	1				*	*	*	*	*	29	6
X2	H	HOUSING, MOTOR 16DW731-2 (28835)		EA	1									29	7
P	H	BUSHING, LEAD HOLE FW793B (28835)		EA	5				*	*	*	*	*	29	8
P	H	SCREW, CAP, HEXAGON HEAD: POLE PIECE W11097-6 (28835)		EA	16				*	*	*	*	*	29	9
P	H	POLE PIECE, MAGNET RING DW1045 (28835)		EA	4				*	*	*	*	*	29	10
P	H	5970-447-4193 INSULATION: POLE PIECE AW106 (28835)		EA	8				*	*	*	*	*	29	11
P	H	POLE PIECE, MAGNET RING DW1045 (28835)		EA	2				*	*	*	*	*	29	12
P	H	5970-447-4244 WRAPPER, PLUG DW424 (28835)		EA	4				*	*	*	*	*	29	13
P	H	5999-213-1216 POLE PIECE, MAGNET DW1077A (28835)		EA	4				*	*	*	*	*	29	14
P	H	5970-295-9611 WRAPPER, INTERPOLE S8192-3B010 (70210)		EA	4				*	*	*	*	*	29	15
P	H	3431-830-5384 COLLAR, INTERPOLE DW6373 (28835)		EA	12				*	*	*	*	*	29	16

(1)	(2)	(3)	(4)	(5)	(6)			(7)			(8)	(9)	(10)			
SMR	FEDERAL	DESCRIPTION			30-DAY DS MAINT			30-DAY GS MAINT			1-YR	DEPOT	ILLUS-			
CODE	STOCK		USABLE	UNIT	QTY	(a)	(b)	(c)	(a)	(b)	(c)	ALW	MAINT	TRATION		
	NUMBER	REF NUMBER & MFR CODE	ON	OF	INC							PER	PER			
			CODE	MEAS	IN	UNIT	1-20	21-50	51-100	1-20	21-50	51-100	CNTGY	EQUIP	FIG.	ITEM
														100	NO.	NO.
														PER		
														100		
														EQUIP		
X2 H		COMPOUND, UPPER LEFT DW6734 (28835)		EA	1										29	17
P H	6115-242-8063	WINDING: GENERATOR FIELD DATA1065 (28835)		EA	1				*	*	*	*	*		29	18
X2 H		COIL, INTERPOLE, TOP 16DW255 (28835)		EA	1										29	19
P H	6115-354-2316	COIL, INTERPOLE, RIGHT AND BOTTOM DW1079A (28835)		EA	2				*	*	*	*	*		29	20
P H		COIL, INTERPOLE, LEFT SIDE DW6725 (28835)		EA	1				*	*	*	*	*		29	21
X2 H		COMPOUND, LOWER RIGHT DW6735 (28835)		EA	1										29	22
X2 H		HOUSING, GENERATOR 16DW69A3 (28835)		EA	1										29	23
		GROUP 08 - WELDER MOUNT														
P O	5310-269-4040	NUT, SELF-LOCKING: SHOCK MTG MS51922-49 (96906)		EA	2	*	*	*	*	*	*	*	*		30	1
P O	5310-809-8533	WASHER, FLAT: SHOCK MTG MS27183-23 (96906)		EA	2	*	*	*	*	*	*	*	*		30	2
P O		SHOCK ABSORBER: WELDER H245 (72560)		EA	1*	*	*	*	*	*	*	*	*	30		3
P O	5310-763-8901	NUT, PLAIN, HEXAGON: BELT ADJ MS51968-23 (96906)		EA	2	*	*	*	*	*	*	*	*		30	4
P O		SPRING: BELT ADJ 13217E1050 (97403)		EA	2	*	*	*	*	*	*	*	*		30	5
X2 O		SEAT, SPRING 13217E1051 (97403)		EA	2										30	6
P O	5310-335-0051	NUT, SPRING: BRACKET MTG 13217E1039-1 (97403)		EA	3	*	*	*	*	*	*	*	*		30	7
P O	5310-584-5272	WASHER, LOCK: BRACKET MTG MS35338-48 (96906)		EA	3	*	*	*	*	*	*	*	*		30	8
P O	5305-782-9495	SCREW, CAP, HEXAGON HEAD: BRACKET MTG MS90725-111 (96906)		EA	3	*	*	*	*	*	*	*	*		30	9
X2 F		BRACKET: SPRING MTG 13217E1054 (97403)		EA	1*	*	*	*	*	*	*	*	*	30		10
P F	5310-575-5329	NUT, SELF-LOCKING: SHAFT MS51922-25 (96906)		EA	4	*	*	*	*	*	*	*	*		30	11
X2 F		SHAFT: WELDER MOUNT 13217E1046 (97403)		EA	2										30	12
P F		HOSE, RUBBER: SHAFT MILH13531TYPE1CLA (81349)		EA	2	*	*	*	*	*	*	*	*		30	13
P F	5310-335-0051	NUT, SPRING: BRACKET MTG 13217E1039-1 (97403)		EA	4	*	*	*	*	*	*	*	*		30	14

(1)	(2)	(3)	(4)	(5)	(6)	(7)	(8)	(9)	(10)		
SMR	FEDERAL	DESCRIPTION			30-DAY DS MAINT	30-DAY GS MAINT	1-YR	DEPOT	ILLUS-		
CODE	STOCK		USABLE	QTY	ALLOWANCE	ALLOWANCE	ALW	MAINT	TRATION		
NUMBER		REF NUMBER & MFR CODE	ON	IN	(a)	(b)	(c)	PER	(a)		
			CODE	UNIT	1-20	21-50	51-100	100	(b)		
				MEAS	UNIT	1-20	21-50	EQUIP	FIG. ITEM		
								100	NO. NO.		
								CNTGY			
								EQUIP			
P F	5310-584-5272	WASHER, LOCK: BRACKET MTG MS35338-48 (96906)		EA	4	*	*	*	*	30	15
P F	5305-782-9495	SCREW, CAP, HEXAGON HEAD: BRACKET MTG MS90725-111 (96906)		EA	4	*	*	*	*	30	16
X2 F		BRACKET: WELDER MOUNT 13217E1049 (97403)		EA	4					30	17
X2 F		MOUNT: WELDER 13217E1042 (97403)		EA	1					30	18
		GROUP 09 - TENT FRAME AND CURTAINS									
X2 O		PIN, TENT IH2727-1 (98255)		EA	36					31	1
X2 O		CURTAIN, TENT, REAR 13217E0954 (97403)		EA	1					31	2
X2 O		CURTAIN, TENT, FRONT: LEFT 13217E0951 (97403)		EA	1					31	3
X2 O		CURTAIN, TENT, SIDE: LEFT AND RIGHT 13217E0950 (97403)		EA	2					31	4
X2 O		CURTAIN, TENT, FRONT: CENTER 13217E0953 (97403)		EA	1					31	5
X2 O		CURTAIN, TENT, FRONT: RIGHT 13217E0952 (97403)		EA	1					31	6
X2 O		BRACE, REAR DIAGONAL TENT FRAME: RIGHT OR LEFT 13217E0972 (97403)		EA	2					32	1
P O	5340-514-1259	PIN, QUICK RELEASE MS17990C621 (96906)		EA	1	*	*	*	*	32	2
X2 O		HOOK, S: PIN TO CHAIN MS87006-63 (96906)		EA	1					32	3
P O	5310-543-4717	NUT, WING MS35425-28 (96906)		EA	2	*	*	*	*	32	4
X2 O		TENT FRAME: W/O BRACE 13217E0971 (97403)		EA	2					32	5
P O	5340-514-1259	PIN, QUICK RELEASE MS17990C621 (96906)		EA	2	*	*	*	*	32	6
X2 O		HOOK, S: PIN TO CHAIN MS87006-63 (96906)		EA	2					32	7
P O	5340-476-7468	PIN, QUICK RELEASE MS17990C624 (96906)		EA	1	*	*	*	*	32	8
X2 O		HOOK, S: PIN TO CHAIN MS87006-63 (96906)		EA	1					32	9
P O	5310-274-9337	NUT, WING MS35425-36 (96906)		EA	4	*	*	*	*	32	10
P O	5310-543-4717	NUT, WING MS35425-28 (96906)		EA	10	*	*	*	*	32	11

(1)	(2)	(3)	(4)	(5)	(6)			(7)			(8)	(9)	(10)			
SMR	FEDERAL	DESCRIPTION			30-DAY DS MAINT			30-DAY GS MAINT			1-YR	DEPOT	ILLUS-			
CODE	STOCK		USABLE	UNIT	QTY	(a)	(b)	(c)	(a)	(b)	(c)	PER	ALW	MAINT	TRATION	
	NUMBER	REF NUMBER & MFR CODE	ON	OF	INC							100	PER	ALW	(a)	(b)
			CODE	MEAS	IN	UNIT	1-20	21-50	51-100	1-20	21-50	51-100	EQUIP	100	FIG.	ITEM
													CNTGY	EQUIP	NO.	NO.
GROUP 10 - TABLE																
P O	5310-225-6993	NUT, SELF-LOCKING: MS51922-33 (96906)		EA	2	*	*	*	*	*	*	*	*	*	33	1
X2 O		LATCH, TABLE 13217E1130 (97403)		EA	1										33	2
X2 O		TABLE 13217E1128 (97403)		EA	1										33	
P O	5305-533-5446	SCREW, WOOD: HINGE MTG MS35493-53 (96906)		EA	4	*	*	*	*	*	*	*	*	*	33	3
X2 O		HINGE, TABLE MS27973-16 (96906)		EA	2										33	4
P O	5305-533-5446	SCREW, WOOD: LEG MTG MS35493-53 (96906)		EA	3	*	*	*	*	*	*	*	*	*	33	5
P O	4940-349-8896	LEG, TABLE 13217E1120 (97403)		EA	1	*	*	*	*	*	*	*	*	*	33	6
P O	5305-900-2548	SCREW, WOOD: BOLT MTG MS35492-530 (96906)		EA	4	*	*	*	*	*	*	*	*	*	33	7
X2 O		SPACER, BOLT MTG 13217E1126 (97403)		EA	1										33	8
P O		BOLT, BARREL: TABLE 13217E1129 (97403)		EA	1	*	*	*	*	*	*	*	*	*	33	9
X2 O		TOP, TABLE 1317E1127 (97403)		EA	1										33	10
GROUP 11 - REAR TROLLEY AND TRACK																
P O	5305-269-3213	SCREW, CAP, HEXAGON HEAD: STOP MTG MS90725-62 (96906)		EA	2	*	*	*	*	*	*	*	*	*	34	1
P O	5310-732-0558	NUT, PLAIN, HEXAGON: STOP MTG MS51967-8 (96906)		EA	2	*	*	*	*	*	*	*	*	*	34	2
P2 O	4940-349-8898	STOP, HOIST 13217E1134 (97403)		EA	1	*	*	*	*	*	*	*	*	*	34	3
P2 O		CARRIER, EYE BOLT 13217E1226 (97403)		EA	1	*	*	*	*	*	*	*	*	*	34	4
P O		NUT, WING: CARRIER MS35425-28 (96906)		EA	1	*	*	*	*	*	*	*	*	*	34	5
X2 O		TRACK, CARRIER 13217E1133 (97403)		EA	1										34	6
GROUP 12 - HYDRAULIC SYSTEM																
P O	5305-855-0957	SCREW, SELF-TAPPING: COVER MTG MS24629-46 (96906)		EA	4	*	*	*	*	*	*	*	*	*	35	1
X2 O		COVER, HOSE: LH 13217E1066 (97403)		EA	1										35	2

(1)	(2)	(3)	(4)	(5)	(6)			(7)			(8)	(9)	(10)			
SMR	FEDERAL	DESCRIPTION	USABLE	UNIT	QTY	30-DAY DS MAINT ALLOWANCE			30-DAY GS MAINT ALLOWANCE			1-YR	DEPOT	ILLUS-		
CODE	STOCK		ON	OF	INC	(a)	(b)	(c)	(a)	(b)	(c)	PER	ALW	MAINT	TRATION	
	NUMBER	REF NUMBER & MFR CODE	CODE	MEAS	UNIT	1-20	21-50	51-100	1-20	21-50	51-100	100	PER	ALW	FIG.	ITEM
												EQUIP	100	EQUIP	NO.	NO.
X2 O		COVER, HOSE: RH 13217E1063 (97403)		EA	1										35	2
P O		NUT, 3 PIECE TUBE MS39321R6 (96906)		EA	2	*	*	*	*	*	*	*	*	*	35	3
P O	4730-816-8558	SLEEVE, 3 PIECE TUBE MS39321S6 (96906)		EA	2	*	*	*	*	*	*	*	*	*	35	4
P O	4730-334-7840	ADAPTER 13218E0181-7 (97403)		EA	2	*	*	*	*	*	*	*	*	*	35	5
P O	4720-251-0694	HOSE ASSEMBLY: CYLINDER 13217E1089 (97403)		EA	2	*	*	*	*	*	*	*	*	*	35	6
P O		PIN, COTTER: MS24665-210 (96906)		EA	4	*	*	*	*	*	*	*	*	*	35	7
P O	5315-957-2399	PIN, STRAIGHT: HEAD DRILLED MS20392-5C35 (96906)		EA	4*	*	*	*	*	*	*	*	*	*	35	8
P O		CYLINDER, HYDRAULIC 13217E1092 (97403)		EA	2	*	*	*	*	*	*	*	*	*	35	
P F		GLAND 1K1502A4 (98255)		EA	1	*	*	*	*	*	*	*	*	*	35	9
X1		WIPER 1K1502A8 (98255) (PART OF KIT-FSN 5330-469-3701)		EA	1										35	10
X1		O RING 1K1502A6 (98255) (PART OF KIT - FSN 5330-469-3701)		EA	1										35	11
X1		WASHER, BACK-UP 1K1502A7 (98255) (PART OF KIT - FSN 5330-469-3701)		EA	1										35	12
X1		O RING 1K1502A9 (98255) (PART OF KIT - FSN 5330-469-3701)		EA	1										35	13
X1		WASHER, BACK-UP 1K1502A10 (98255) (PART OF KIT - FSN 5330-469-3701)		EA	2										35	14
X1		PISTON 1K1502A3 (98255)		EA	1										35	15
P F		ROD, PISTON 1K1502A1 (98255)		EA	1	*	*	*	*	*	*	*	*	*	35	16
P F		BUTT AND TUBE 1K1502A2 (98255)		EA	1	*	*	*	*	*	*	*	*	*	35	17
P O	5310-761-6882	NUT, PLAIN, HEXAGON: BRACKET MTG MS51967-2 (96906)		EA	4	*	*	*	*	*	*	*	*	*	35	18
P O	5310-582-5965	WASHER, LOCK: BRACKET MTG MS35338-44 (96906)		EA	4	*	*	*	*	*	*	*	*	*	35	19
P O	5310-809-3078	WASHER, FLAT: BRACKET MTG MS27183-11 (96906)		EA	4	*	*	*	*	*	*	*	*	*	35	20
X2 O	5305-071-2239	SCREW, CAP, HEXAGON HEAD: BRACKET MTG MS90725-12 (96906)		EA	4										35	21

(1)	(2)	(3)	(4)	(5)	(6)			(7)			(8)	(9)	(10)		
SMR	FEDERAL	DESCRIPTION	USABLE	UNIT	30-DAY DS MAINT ALLOWANCE			30-DAY GS MAINT ALLOWANCE			1-YR	DEPOT	ILLUS-TRATION		
CODE	STOCK		ON	OF	QTY	(a)	(b)	(c)	(a)	(b)	(c)	ALW	MAINT	(a)	(b)
	NUMBER	REF NUMBER & MFR CODE	CODE	MEAS	INC	1-20	21-50	51-100	1-20	21-50	51-100	PER	ALW	FIG.	ITEM
					IN	UNIT						100	PER	NO.	NO.
												EQUIP	100		
												CNTGY	EQUIP		
X2 O		BRACKET, CYLINDER MTG 13217E1088 (97403)		EA	2									35	22
P F	5330-469-3701	KIT, SEAL: CYLINDER 1K1502A5 (98255)		EA	2	*	*	*	*	*	*	*	*		
		1 - WIPER												35	10
		2-O RING												35	11
		2-WASHER												35	12
		1 - O RING												35	13
		1- WASHER												35	14
P2 O	5975-284-7338	TUBE, FLEXIBLE: NON METALLIC 8376127 (19207)		EA	AR	*	*	*	*	*	*	*	*	36	1
P O	5325-682-1839	GROMMET: RUBBER MS35490-42 (96906)		EA	1	*	*	*	*	*	*	*	*	36	2
P2 O		TUBE, STEEL: 25 FEET MIL-T-3520 TYPE 11 (81349)		EA	2	*	*	*	*	*	*	*	*	36	3
P O		NUT, STEEL TUBE MS39321R6 (96906)		EA	2	*	*	*	*	*	*	*	*	36	4
P O	4730-816-8558	SLEEVE, TUBE MS39321S6 (96906)		EA	2	*	*	*	*	*	*	*	*	36	5
P O	4730-194-1121	NIPPLE, TUBE TO VALVE AN816-6 (88044)		EA	2	*	*	*	*	*	*	*	*	36	6
P O		VALVE, FLOW: CONTROL 13217E1075 (97403)		EA	2	*	*	*	*	*	*	*	*	36	7
P O	4730-231-5602	ELBOW, VALVE AN914-2 (88044)		EA	2	*	*	*	*	*	*	*	*	36	8
P O	4730-186-7798	NIPPLE, TUBE TO PIPE AN911-2 (88044)		EA	2	*	*	*	*	*	*	*	*	36	9
P O	5310-984-3806	NUT, PLAIN, HEXAGON: PUMP MTG MS51922-9 (96906)		EA	8	*	*	*	*	*	*	*	*36	10	
P O	5305-225-8501	SCREW, CAP, HEXAGON HEAD: PUMP MTG MS90725-37 (96906)		EA	8	*	*	*	*	*	*	*	*	36	11
P2 O	4320-374-7694	PUMP, HYDRAULIC 13217E1076 (97403)		EA	2	*	*	*	*	*	*	*	*	36	12
X2 O		HANDLE, PUMP P147-70 (26953)		EA	1									36	13
P O		PLUG: FILLER MS49005-8 (96906)		EA	1	*	*	*	*	*	*	*	*	36	14
X2 O		BUSHING, PIPE FZ1630 (26953)		EA	1									36	15
X1		RING, SNAP P145-545 (26953) (PART OF KIT - FSN 4320-137-1751)		EA	2									37	1

(1)	(2)	(3)	(4)	(5)	(6)			(7)			(8)	(9)	(10)		
SMR	FEDERAL	DESCRIPTION	USABLE	UNIT	30-DAY DS MAINT ALLOWANCE			30-DAY GS MAINT ALLOWANCE			1-YR ALW	DEPOT MAINT	ILLUS-TRATION		
CODE	STOCK NUMBER	REF NUMBER & MFR CODE	ON CODE	OF MEAS	QTY INC IN UNIT	(a)	(b)	(c)	(a)	(b)	(c)	PER 100 EQUIP	ALW PER 100 EQUIP	(a)	(b)
X1		PIN, PLUNGER CROSS P146-47 (26953) (PART OF KIT - FSN 4320-137-1751)		EA	1									37	2
X1		PIN, ROLL B1096-057 (26953) (PART OF KIT - FSN 4320-137-1751)		EA	1									37	3
X1		PIN, BEAM P146-47 (26953) (PART OF KIT - FSN 4320-137-1751)		EA	1									37	4
X1		BEAM, PUMP HANDLE B8011-060 (26953) (PART OF KIT - FSN 4320-137-1751)		EA	1									37	5
P2 F		RAM HYDRAULIC H126-900 (07505)		EA	1	*	*	*	*	*	*	*	*	37	6
X1		NUT, PACKING P60-11 (26953)		EA	1									37	7
X1		PACKING: PREFORMED P12-75 (26953) (PART OF KIT - FSN 4940-186-3199)		EA	2									37	8
P F	5305-225-8502	SCREW, CAP, HEXAGON HEAD: COVER MTG MS90725-38 (96906)		EA	6	*	*	*	*	*	*	*	*	37	9
P F	4940-474-7380	COVER, PUMP P-146-162 (07505)		EA	1	*	*	*	*	*	*	*	*	37	10
X1		GASKET, COVER A1018-037 (26953) (PART OF KIT - FSN 4940-186-3199)		EA	1									37	11
X1		SCREEN, OIL P307-18 (26953) (PART OF KIT - FSN 4940-186-3199)		EA	1									37	12
P F	3825-898-1309	PLUG, VALVE: ADJ CB9-185 (07505)		EA	1	*	*	*	*	*	*	*	*	37	13
X1		WASHER, FLAT P159-167 (26953) (PART OF KIT - FSN 4940-186-3199)		EA	1									37	14
P F	1730-740-0755	PLUG, VALVE: SIDE P307-186 (07505)		EA	1	*	*	*	*	*	*	*	*	37	15
X1		WASHER, FLAT: S15-167 (26953) (PART OF KIT - FSN 4940-186-3199)		EA	1									37	16
X1		SPRING: HELICAL H613-183 (26953) (PART OF KIT - FSN 4940-186-3199)		EA	1									37	17
X1		BALL, STEEL: VALVE B1011-016 (26953) (PART OF KIT - FSN 4940-186-3199)		EA	1									37	18
P F		BEARING, BALL: VALVE B1008-016 (26953) (PART OF KIT - FSN 4940-186-3199)		EA	1	*	*	*	*	*	*	*	*	37	19

(1)	(2)	(3)	(4)	(5)	(6)			(7)			(8)	(9)	(10)	
SMR	FEDERAL	DESCRIPTION			30-DAY DS MAINT			30-DAY GS MAINT			1-YR	DEPOT	ILLUS-	
CODE	STOCK		USABLE	UNIT	QTY	ALLOWANCE	ALLOWANCE	ALLOWANCE	ALLOWANCE	ALW	MAINT	TRATION		
	NUMBER	REF NUMBER & MFR CODE	ON	OF	(a)	(b)	(c)	(a)	(b)	(c)	PER	ALW	(a)	(b)
			CODE	MEAS	INC	1-20	21-50	51-100	1-20	21-50	51-100	EQUIP	PER	FIG. ITEM
					IN							100	100	NO. NO.
					UNIT							CNTGY	EQUIP	
P F	5305-884-8815	SCREW, MACHINE: HANDLE MTG P45-138 (07505)		EA	1	*	*	*	*	*	*	*	*	37 20
P F		WASHER, LOCK: HANDLE MTG P45-139 (26953)		EA	1	*	*	*	*	*	*	*	*	37 21
P2 F	3040-996-7209	LEVER, CONTROL P60-12 (07505)		EA	1	*	*	*	*	*	*	*	*	37 22
P F	1730-651-8476	SPINDLE, VALVE H7-900 (07505)		EA	1	*	*	*	*	*	*	*	*	37 23
X1		NUT, PACKING P60-11 (26953) (PART OF KIT - FSN 4940-186-3199)		EA	1									37 24
X1		PACKING, VALVE A1018-074 (26953) (PART OF KIT - FSN 4940-186-3199)		EA	4									37 25
P F	4730-018-9566	PLUG, PIPE AX7074 (62983)		EA	1	*	*	*	*	*	*	*	*	37 26
P2 F	4210-799-8334	HOUSING, PUMP P307-05 (07505)		EA	1	*	*	*	*	*	*	*	*	37 27
P2 F	4320-137-1751	KIT, REPAIR: BEAM KH2001 (26953)		EA	2	*	*	*	*	*	*	*	*	
		2 - RING												37 1
		1 - PLUNGER												37 2
		1 - PIN												37 3
		1 - PIN												37 4
		1 - BEAM												37 5
P2 F	4940-186-3199	KIT, REPAIR: PUMP KH2000 (26953)		EA	2	*	*	*	*	*	*	*	*	
		1 - PACKING												37 8
		1 - GASKET												37 11
		2 - SCREEN												37 12
		1 - WASHER												37 14
		1 - WASHER												37 16
		1 - SPRING												37 17
		1 - BALL												37 18
		1 - BEARING												37 19
		1 - NUT												37 24
		2 - PACKING												37 25

(1)	(2)	(3)	(4)	(5)	(6)	(7)	(8)	(9)	(10)
SMR	FEDERAL	DESCRIPTION			30-DAY DS MAINT	30-DAY GS MAINT	1-YR	DEPOT	ILLUS-
CODE	STOCK		USABLE	UNIT	ALLOWANCE	ALLOWANCE	ALW	MAINT	TRATION
NUMBER	NUMBER	REF NUMBER & MFR CODE	ON	OF	(a) (b) (c)	(a) (b) (c)	PER	ALW	(a) (b)
			CODE	MEAS	QTY INC		100	PER	FIG. ITEM
					UNIT	1-20 21-50 51-100 1-20 21-50 51-100	CNTGY	EQUIP	NO. NO.
GROUP 13 - SIDE AND REAR DOORS									
P O	5310-0881-251	NUT, SELF-LOCKING MS51922-1 (96906)		EA	4	* * *	* * *	* * *	38 1
P O	5305-068-0500	SCREW, CAP, HEXAGON HEAD: CLIP MTG MS90725-3 (96906)		EA	4	* * *	* * *	* * *	38 2
X2 O		RETAINER, CLIP 13217E1149 (97403)		EA	4				38 3
P O	5340-223-3899	CLIP, SPRING 13217E1150 (97403)		EA	4	* * *	* * *	* * *	38 4
P O	5305-068-0500	SCREW, TAPPING: BUMPER MTG MS24617-21 (96906)		EA	4	* * *	* * *	* * *	38 5
X2 O		BUMPER, RUBBER 381W439 (70485)		EA	4				38 6
X2 O		TOGGLE, CLAMP 13217E1021 (97403)		EA	4				38 7
P O	5360-223-3864	SPRING, TOGGLE 13217E1174 (97403)		EA	4	* * *	* * *	* * *	38 8
P F	5305-068-0501	SCREW, CAP, HEXAGON HEAD: RETAINER MTG MS90725-5 (96906)		EA	4	* * *	* * *	* * *	38 9
P F	5310-088-1251	NUT, SELF-LOCKING: RETAINER MTG MS51922-1 (96906)		EA	144	* * *	* * *	* * *	38 10
P F	5305-068-0502	SCREW, CAP, HEXAGON HEAD: RETAINER MTG MS90725-6 (96906)		EA	144	* * *	* * *	* * *	38 11
P F	2510-349-8937	RETAINER, GASKET 13217E1044-2 (97403)		EA	2	* * *	* * *	* * *	38 12
P F	5310-088-1251	NUT, SELF-LOCKING: RETAINER MTG MS51922-1 (96906)		EA	142	* * *	* * *	* * *	38 13
P F	5305-068-0502	SCREW, CAP, HEXAGON HEAD: RETAINER MTG MS90725-6 (96906)		EA	142	* * *	* * *	* * *	38 14
P F	2510-349-8900	RETAINER: GASKET 13217E1044-1 (97403)		EA	2	* * *	* * *	* * *	38 15
P F		GASKET, CANOPY MTG 13217E1151-2 (97403)		EA	2	* * *	* * *	* * *	38 16
P F		RIVET, SHOULDER, SUPPORT MTG 13217E1157 (97403)		EA	4	* * *	* * *	* * *	38 17
X2 F		SUPPORT, CANOPY 13217E1048 (97403)		EA	4				38 18
P2 F		GASKET, CANOPY 13217E1045 (97403)		EA	AR	* * *	* * *	* * *	38 19
X2 F		CANOPY, RH 13217E0993 (97403)		EA	1				38 20
X2 F		CANOPY, LH 13217E0992 (97403)		EA	1				38 20

(1) SMR CODE	(2) FEDERAL STOCK NUMBER	(3) DESCRIPTION REF NUMBER & MFR CODE	(4) USABLE ON CODE	(5) UNIT OF MEAS	(6) QTY INC IN UNIT	(7) 30-DAY DS MAINT ALLOWANCE			(8) 30-DAY GS MAINT ALLOWANCE			(9) 1-YR ALW PER 100 EQUIP CNTGY	(10) DEPOT MAINT ALW PER 100 EQUIP	(10) ILLUS- TRATION	
						(a)	(b)	(c)	(a)	(b)	(c)			(a)	(b)
P O	5310-087-4652	NUT, SELF-LOCKING: CHAIN MTG MS51922-17 (96906)		EA	6	*	*	*	*	*	*	*	*	38	21
P O	5310-080-6004	WASHER, LOCK: CHAIN MTG MS27183-14 (96906)		EA	6	*	*	*	*	*	*	*	*	38	22
X2 O		CONNECTOR, ROD END 13217E1173 (97403)		EA	4									38	23
P O	4010-530-4559	LINK, CHAIN: 13217E0010-6 (97403)		EA	4	*	*	*	*	*	*	*	*	38	24
X2 O		CHAIN, DOOR, SUPPORT 13217E0028-2 (97403)		EA	4									38	25
X2 F		DOOR, FORWARD: LH 13217E0982 (97403)		EA	1									38	26
X2 F		DOOR, FORWARD: RH 13217E0981 (97403)		EA	1									38	26
P O	5310-087-4652	NUT, SELF-LOCKING: CHAIN MTG MS51922-17 (96906)		EA	6	*	*	*	*	*	*	*	*	38	27
P O	5310-080-6004	WASHER, LOCK: CHAIN MTG MS27183-14 (96906)		EA	6	*	*	*	*	*	*	*	*	38	28
X2 O		CONNECTOR, ROD END 13217E1173 (97403)		EA	4									38	29
P O	4010-530-4559	LINK, CHAIN: 13217E0010-6 (97403)		EA	4	*	*	*	*	*	*	*	*	38	30
X2 O		CHAIN, DOOR: SUPPORT 13217E0028-2 (97403)		EA	4									38	31
X2 F		DOOR, REAR: LH 13217E0984 (97403)		EA	1									38	32
X2 F		DOOR, REAR: RH 13217E0983 (97403)		EA	1									38	32
P O		RIVET, SOLID: REFELCTOR MTG MS20470AD7-7 (96906)		EA	4	*	*	*	*	*	*	*	*	38	33
P O	9905-202-3639	REFECTOR, CLEARANCE, AMBER MS35387-2 (96906)		EA	2	*	*	*	*	*	*	*	*	38	34
X2 F		PANEL, TOP, REAR 13217E0987 (97403)		EA	1									39	1
X2 F		DOOR ASSEMBLY, REAR 13217E0990 (97403)		EA	1									39	
P F	5310-761-6882	NUT, PLAIN, HEXAGON; REAR DOOR MTG MS51967-2 (96906)		EA	4	*	*	*	*	*	*	*	*	39	2
P F	5310-582-5965	WASHER, LOCK: DOOR MTG MS35338-44 (96906)	EA	4	*	*	*	*	*	*	*	*	*	39	3
P F		SCREW, CAP, HEXAGON HEAD: DOOR MTG MS90725-13 (96906)		EA	4	*	*	*	*	*	*	*	*	39	4
X2 F		DOOR ASSEMBLY: CENTER 13217E0989 (97403)		EA	1									39	5

(1)	(2)	(3)	(4)	(5)	(6)			(7)			(8)	(9)	(10)			
SMR	FEDERAL	DESCRIPTION			30-DAY DS MAINT ALLOWANCE			30-DAY GS MAINT ALLOWANCE			1-YR	DEPOT	ILLUS-TRATION			
CODE	STOCK		USABLE	UNIT	QTY	(a)	(b)	(c)	(a)	(b)	(c)	PER	ALW	MAINT	(a)	(b)
	NUMBER	REF NUMBER & MFR CODE	ON	OF	INC							100	PER	ALW	FIG.	ITEM
			CODE	MEAS	IN	1-20	21-50	51-100	1-20	21-50	51-100	CNTGY	EQUIP	100	NO.	NO.
P O	5305-753-7078	SCREW, SELF-TAPPING: LATCH MTG MS24621-31 (96906)		EA	8	*	*	*	*	*	*	*	*	*	39	6
X2 O		LATCH, DOOR: REAR 13217E1024 (97403)		EA	1										39	7
P O	5305-068-0524	SCREW, SELF-TAPPING: HANDLE MTG MS24621-44 (96906)		EA	7	*	*	*	*	*	*	*	*	*	39	8
P O		HANDLE, DOOR: REAR 1K2553-1 (98255)		EA	1	*	*	*	*	*	*	*	*	*	39	9
P O	5305-883-0633	SCREW, SELF-TAPPING: CLIP MTG MS24617-11 (96906)		EA	2	*	*	*	*	*	*	*	*	*	39	10
P2 O		CLIP, PADLOCK 13217E1234 (97403)		EA	1	*	*	*	*	*	*	*	*	*	39	11
P F	2510-933-7462	GASKET, DOOR GLASS 13217E1028 (97403)		EA	1	*	*	*	*	*	*	*	*	*	39	12
X2 F		GLASS, DOOR IH2700-1 (98255)		EA	1										39	13
P F	5310-761-6882	NUT, PLAIN, HEXAGON: REAR PANEL MTG MS51967-2 (96906)		EA	8	*	*	*	*	*	*	*	*	*	39	14
P F	5310-582-5965	WASHER, LOCK: REAR PANEL MTG MS35338-44 (96906)		EA	8	*	*	*	*	*	*	*	*	*	39	15
P F	5305-071-2238	SCREW, CAP, HEXAGON HEAD: PANEL MTG MS90725-13 (96906)		EA	8	*	*	*	*	*	*	*	*	*	39	16
P F	2510-243-8112	RETAINER, GASKET 13217E1153 (97403)		EA	2	*	*	*	*	*	*	*	*	*	39	17
P F	5330-400-9523	GASKET, PANEL 13217E1151-10 (97403)		EA	2	*	*	*	*	*	*	*	*	*	39	18
P F	2510-349-8936	RETAINER, GASKET 13217E1044-3 (97403)		EA	2	*	*	*	*	*	*	*	*	*	39	19
P O	5310-088-1251	NUT, SELF-LOCKING: ROD MTG MS51922-1 (96906)		EA	2	*	*	*	*	*	*	*	*	*	39	20
P O	5310-809-4058	WASHER, FLAT: ROD MTG MS27183-10 (96906)		EA	2	*	*	*	*	*	*	*	*	*	39	21
P O	5305-068-0502	SCREW, CAP, HEXAGON HEAD: ROD MTG MS90725-6 (96906)		EA	2	*	*	*	*	*	*	*	*	*	39	22
X2 O		HANDLE, LATCH 13217E1015 (97403)		EA	2										39	23
P O	4940-349-8897	ROD, LOCK 13217E1016 (97403)		EA	2	*	*	*	*	*	*	*	*	*	39	24
X2 F		PANEL, REAR: LH 13217E0986 (97403)		EA	2										39	25
X2 F		PANEL, REAR: RH 13217E0985 (97403)		EA	2										39	25

(1)	(2)	(3)	(4)	(5)	(6)			(7)			(8)	(9)	(10)		
SMR	FEDERAL	DESCRIPTION	USABLE	UNIT	QTY	30-DAY DS MAINT ALLOWANCE			30-DAY GS MAINT ALLOWANCE			1-YR	DEPOT	ILLUS-	
CODE	STOCK		ON	OF	INC	(a)	(b)	(c)	(a)	(b)	(c)	ALW	MAINT	(a)	(b)
	NUMBER	REF NUMBER & MFR CODE	CODE	MEAS	IN	1-20	21-50	51-100	1-20	21-50	51-100	PER	PER	FIG.	ITEM
					UNIT	UNIT	UNIT	UNIT	UNIT	UNIT	UNIT	EQUIP	EQUIP	NO.	NO.
P O		SCREW, SELF-TAPPING: PANEL MTG MS24627-48 (96906)		EA	1	*	*	*	*	*	*	*	*	39	26
P O	5310-761-6882	NUT, PLAIN, HEXAGON: PANEL MTG MS51967-2 (96906)		EA	10	*	*	*	*	*	*	*	*	39	27
P O	5310-582-5965	MS35338-44 (96906)	WASHER, LOCK: PANEL MTG	EA	10	*	*	*	*	*	*	*	*	39	28
P O	5305-068-0502	SCREW, CAP, HEXAGON HEAD: PANEL MTG MS90725-6 (96906)		EA	10	*	*	*	*	*	*	*	*	39	29
P O	5310-208-4026	NUT, SELF-LOCKING: HOOK MTG MS20500-1032 (96906)		EA	1	*	*	*	*	*	*	*	*	39	30
P O	5340-223-3852	HOOK, REAR PANEL 13217E1078 (97403)		EA	1	*	*	*	*	*	*	*	*	39	31
P O	5310-809-8546	WASHER, FLAT: PANEL HOOK MTG MS27183-8 (96906)		EA	1	*	*	*	*	*	*	*	*	39	32
P O	5305-993-1848	SCREW, CAP, HEXAGON HEAD: HOOK MTG MS35207-265 (96906)		EA	1	*	*	*	*	*	*	*	*	39	33
P O	5310-925-9645	NUT, SELF-LOCKING: BUMPER MTG MS21083N04 (96906)		EA	1	*	*	*	*	*	*	*	*	39	34
X2 O		BUMPER: REAR PANEL 13217E1077 (97403)		EA	1									39	35
P O	5305-889-2999	SCREW, MACHINE: BUMPER MTG MS35206-217 (96906)		EA	1	*	*	*	*	*	*	*	*	39	36
X2 F		PANEL, REAR: BOTTOM 13217E0988 (97403)		EA	1									39	37
		GROUP 14 - DRAWERS, HANDLES AND DOOR													
P O	5310-050-3262	NUT, LOCK: HOOK MTG 503262 (19207)		EA	10	*	*	*	*	*	*	*	*	40	1
P O	5305-984-6210	SCREW, MACHINE: HOOK MTG MS35206-263 (96906)		EA	10	*	*	*	*	*	*	*	*	40	2
X2 O		HOOK, DRAWER 1H2532 (98255)		EA	10									40	3
X2 O		DRAWER, CABINET 13217E1111 (97403)		EA	5									40	4
X2 O		DRAWER, CABINET 13217E1112 (97403)		EA	5									40	4
P O	5310-088-1251	NUT, LOCK: HANDLE MTG MS51922-1 (96906)		EA	4	*	*	*	*	*	*	*	*	40	5
P O	5305-068-0502	SCREW, CAP, HEXAGON HEAD: HANDLE MTG MS90725-6 (96906)		EA	4	*	*	*	*	*	*	*	*	40	6
P O	5310-809-4058	WASHER, FLAT: HANDLE MTG MS27183-10 (96906)		EA	4	*	*	*	*	*	*	*	*	40	7

(1)	(2)	(3)	(4)	(5)	(6)			(7)			(8)	(9)	(10)		
SMR	FEDERAL	DESCRIPTION	USABLE	UNIT	30-DAY DS MAINT			30-DAY GS MAINT			1-YR	DEPOT	ILLUS-		
CODE	STOCK		ON	OF	ALLOWANCE			ALLOWANCE			ALW	MAINT	TRATION		
	NUMBER	REF NUMBER & MFR CODE	CODE	MEAS	QTY	(a)	(b)	(c)	(a)	(b)	(c)	PER	ALW	(a)	(b)
					INC	1-20	21-50	51-100	1-20	21-50	51-100	100	PER	FIG.	ITEM
					IN	UNIT						EQUIP	100	NO.	NO.
												CNTGY	EQUIP		
X2 O		HANDLE, DOOR 13217E1155 (97403)		EA	4									40	8
X2 F		DOOR, CABINET 13217E1091 (97403)		EA	2									40	9
P O		GASKET, DOOR 13217E1019 (97403)		EA	1	*	*	*	*	*	*	*	*	40	10
		GROUP 15- VENTILATION FANS													
P O	5310-934-9758	NUT, PLAIN, HEXAGON: BLOWER MTG MS35649-202 (96906)		EA	8	*	*	*	*	*	*	*	*	41	1
P O	5310-596-7691	WASHER, LOCK: BLOWER MTG MS35335-32 (96906)		EA	8	*	*	*	*	*	*	*	*	41	2
P O	5305-984-6210	SCREW, MACHINE; BLOWER MTG MS35206-263 (96906)		EA	8	*	*	*	*	*	*	*	*	41	3
X2 O		SCREEN, BLOWER 13217E1184 (97403)		EA	2									41	4
P O	5310-934-9758	NUT, PLAIN, HEXAGON: BRACKET MTG MS35649-202 (96906)		EA	8	*	*	*	*	*	*	*	*	41	5
P O	5310-596-7691	WASHER, LOCK: BLOWER MTG MS35335-32 (96906)		EA	8	*	*	*	*	*	*	*	*	41	6
P O	5305-984-6210	SCREW, MACHINE: BRACKET MTG MS35206-263 (96906)		EA	8	*	*	*	*	*	*	*	*	41	7
X2 O		BRACKET, BLOWER MTG 13217E1182 (97403)		EA	2									41	8
P O	5940-812-3769	CAP, SPLICE 13217E0942-1 (97403)		EA	4	*	*	*	*	*	*	*	*	41	9
P O	5970-871-8799	INSULATOR 13217E0943-1 (97403)		EA	4	*	*	*	*	*	*	*	*	41	10
P O	5325-290-6163	GROMMET MS35489-13 (96906)		EA	2	*	*	*	*	*	*	*	*	41	11
P O		WIRING HARNESS 13217E1418 (97403)		EA	1	*	*	*	*	*	*	*	*	41	12
P O	5325-276-6082	GROMMET: WIRING HARNESS MS35489-43 (96906)		EA	2	*	*	*	*	*	*	*	*	41	13
X2 O		SWITCH 13217E1013 (97403)		EA	2									41	14
P O	5940-813-0698	TERMINAL, LUG MS25036-101 (96906)		EA	4	*	*	*	*	*	*	*	*	41	15
X2 O		BLOWER ASSEMBLY 13217E1195 (97403)		EA	2									41	
P O	5305-840-6694	SCREW, TAPPING: RING MTG MS24621-29 (96906)		EA	3	*	*	*	*	*	*	*	*	41	16
P2 O		RING, SCREEN MTG 912-15 (16327)		EA	1	*	*	*	*	*	*	*	*	41	17

(1)	(2)	(3)	(4)	(5)	(6)	(7)			(8)	(9)	(10)		
SMR	FEDERAL	DESCRIPTION	USABLE	UNIT	QTY	30-DAY DS MAINT			30-DAY GS MAINT	1-YR	DEPOT	ILLUS-	
CODE	STOCK		ON	OF	IN	ALLOWANCE	ALLOWANCE	ALLOWANCE	ALW	ALW	MAINT	TRATION	
NUMBER	NUMBER	REF NUMBER & MFR CODE	CODE	MEAS	UNIT	(a)	(b)	(c)	(a)	(b)	(c)	(a)	(b)
						1-20	21-50	51-100	1-20	21-50	51-100	FIG.	ITEM
												NO.	NO.
P O		SCREEN, BLOWER 13217E1185 (97403)	EA	1	*	*	*	*	*	*	*	41	18
P O	5305-724-6799	SETSCREW: BLOWER MS51964-51 (96906)	EA	1	*	*	*	*	*	*	*	41	19
X2 O		IMPELLER 0912-0023 (16327)	EA	1	*	*	*	*	*	*	*	41	20
P O		NUT, MOTOR RETAINING 0001-0039 (16327)	EA	4	*	*	*	*	*	*	*	41	21
P O		WASHER, LOCK: MOTOR MTG 001-0046 (16327)	EA	4	*	*	*	*	*	*	*	41	22
P O		WASHER, MOTOR MTG 1126-0008 (16327)	EA	8	*	*	*	*	*	*	*	41	23
X2 O		GROMMET 0911-0006 (16327)	EA	1								41	24
X2 O		MOTOR, BLOWER 5K175 (16327)	EA	1								41	25
P2 O		HOUSING 912-19 (16327)	EA	1	*	*	*	*	*	*	*	41	26
		GROUP 16-LIGHTS, RECEPTACLES AND SOCKETS											
P O	5305-855-0973	SCREW, TAPPING: DOME LIGHT MTG MS24629-24 (96906)	EA	3	*	*	*	*	*	*	*	42	1
P O		LIGHT, DOME 13217E1073 (97403)	EA	1	*	*	*	*	*	*	*	42	2
P O	5305-836-3889	SCREW, TAPPING: LENS MTG 34544 (75175)	EA	3	*	*	*	*	*	*	*	42	3
P O		WASHER, LENS MTG 34545 (75175)	EA	3	*	*	*	*	*	*	*	42	4
P O	6220-834-1852	LENS, CLEAR 3313 (75175)	EA	1	*	*	*	*	*	*	*	42	5
P O	6240-155-7784	LAMP, INCANDESCENT 1531 (75175)	EA	1	*	*	*	*	*	*	*	42	6
X2 O		SWITCH, DOME 37180 (75175)	EA	1	*	*	*	*	*	*	*	42	7
P O	5305-883-0628	SCREW, TAPPING MS24617-21 (96906)	EA	2	*	*	*	*	*	*	*	42	8
X2 O		GUARD, FAN 13217E1143 (97403)	EA	1								42	9
P O	5305-724-6745	SETSCREW, IMPELLER MS51965-20 (96906)	EA	1	*	*	*	*	*	*	*	42	10
X2 O		IMPELLER, FAN 13217E1204 (97403)	EA	1								42	11
P O	5305-855-0960	SCREW, TAPPING: BRACKET MTG MS24629-36 (96906)	EA	4	*	*	*	*	*	*	*	42	12

(1)	(2)	(3)	(4)	(5)	(6)			(7)			(8)	(9)	(10)		
SMR	FEDERAL	DESCRIPTION	USABLE	UNIT	30-DAY DS MAINT			30-DAY GS MAINT			1-YR	DEPOT	ILLUS-		
CODE	STOCK		ON	OF	ALLOWANCE	ALLOWANCE	ALLOWANCE	ALLOWANCE	ALLOWANCE	ALW	MAINT	TRATION			
	NUMBER	REF NUMBER & MFR CODE	CODE	MEAS	QTY	(a)	(b)	(c)	(a)	(b)	(c)	PER	PER	(a)	(b)
					INC	1-20	21-50	51-100	1-20	21-50	51-100	100	100	FIG.	ITEM
					IN	UNIT						EQUIP	EQUIP	NO.	NO.
												CNTGY			
P O	5310-934-9757	NUT, PLAIN, HEXAGON: MOTOR MTG MS35649-282 (96906)		EA	4	*	*	*	*	*	*	*	*	42	13
P2 O		MOTOR, FAN 13217E1203 (97403)		EA	1	*	*	*	*	*	*	*	*	42	14
X2 O		BRACKET, FAN 13217E1131 (97403)		EA	1	*	*	*	*	*	*	*	*	42	15
P O	5310-088-1251	NUT, SELF-LOCKING: DOME LIGHT MTG MS51922-1 (96906)		EA	4	*	*	*	*	*	*	*	*	43	1
P O	5305-988-1725	SCREW, MACHINE: DOME LIGHT MTG MS35206-281 (96906)		EA	4	*	*	*	*	*	*	*	*	43	2
P O	6620-337-7463	LIGHT, DOME: 24V MS51073-1 (96906)		EA	2	*	*	*	*	*	*	*	*	43	
P O	5305-054-6654	SCREW, MACHINE: KNOB MTG MS51957-30 (96906)		EA	1	*	*	*	*	*	*	*	*	43	3
P O	5310-209-0788	WASHER, LOCK: KNOB MTG MS35335-30 (96906)		EA	1	*	*	*	*	*	*	*	*	43	4
P O	5305-732-0657	SETSCREW: PLUNGER 7320657 (19207)		EA	1	*	*	*	*	*	*	*	*	43	5
P O	5930-705-7187	PLUNGER, SWITCH 7057187 (19207)		EA	1	*	*	*	*	*	*	*	*	43	6
P O	5340-705-7189	SPRING, PLUNGER 7057189 (19207)		EA	1	*	*	*	*	*	*	*	*	43	7
P2 O	5355-732-0656	KNOB, SWITCH 7320656 (19207)		EA	1	*	*	*	*	*	*	*	*	43	8
P O	5310-732-0652	NUT, SWITCH 7320652 (19207)		EA	1	*	*	*	*	*	*	*	*	43	9
P O	5310-732-0654	WASHER, FLAT 7320654 (19207)		EA	1	*	*	*	*	*	*	*	*	43	10
P2 O	6220-732-0655	GASKET: SWITCH MTG 7320655 (19207)		EA	1	*	*	*	*	*	*	*	*	43	11
P O	5305-737-5694	SCREW, MACHINE: DOOR MTG 7375694 (19207)		EA	8	*	*	*	*	*	*	*	*	43	12
P O	5365-732-0642	WASHER, LOCK: DOOR MTG 7320642 (19207)		EA	8	*	*	*	*	*	*	*	*	43	13
P O	5930-732-0651	SWITCH, LIGHT 7320651 (19207)		EA	1	*	*	*	*	*	*	*	*	43	14
P O	5305-984-4983	SCREW, MACHINE: PARTITION MTG MS35206-226 (96906)		EA	4	*	*	*	*	*	*	*	*	43	15
P O	5310-209-0788	WASHER, LOCK: PARTITION MTG MS35335-30 (96906)		EA	4	*	*	*	*	*	*	*	*	43	16
X2 O		PARTITION, LIGHT 7962247 (19207)		EA	1									43	17
P O	5305-984-4983	SCREW, MACHINE: PLATE MTG MS35206-226 (96906)		EA	1	*	*	*	*	*	*	*	*	43	18

(1) SMR CODE	(2) FEDERAL STOCK NUMBER	(3) DESCRIPTION REF NUMBER & MFR CODE	(4) USABLE ON CODE	(5) UNIT OF MEAS	(6) QTY INC IN	(6) 30-DAY DS MAINT ALLOWANCE			(7) 30-DAY GS MAINT ALLOWANCE			(8) 1-YR ALW PER 100 EQUIP CNTGY	(9) DEPOT MAINT ALW PER 100 EQUIP	(10) ILLUS- TRATION	
						(a)	(b)	(c)	(a)	(b)	(c)			(a)	(b)
P2 O	6220-087-6681	PLATE, RETAINER: LENS 7962246 (19207)		EA	1	*	*	*	*	*	*	*	*	43	19
P O	6220-796-2244	LENS, WHITE 7962244 (19207)		EA	1	*	*	*	*	*	*	*	*	43	20
P O	6220-796-2242	GASKET, LENS 7962242 (19207)		EA	1	*	*	*	*	*	*	*	*	43	21
P2 O	6220-796-2245	LEN, BLACKOUT 7962245 (19207)		EA	1	*	*	*	*	*	*	*	*	43	22
P O	5330-396-2243	GASKET: LENS 7962243 (19207)		EA	1	*	*	*	*	*	*	*	*	43	23
P O	6220-796-2241	DOOR, LIGHT 7962241 (19207)		EA	1	*	*	*	*	*	*	*	*	43	24
P O	6220-796-2254	GASKET, DOOR MTG 7962254 (19207)		EA	1	*	*	*	*	*	*	*	*	43	25
P O	5305-984-6189	SCREW, MACHINE: CONNECTOR MTG MS35206-241 (96906)		EA	2	*	*	*	*	*	*	*	*	43	26
P O	5935-622-4948	CONNECTOR, LIGHT 7064961 (19207)		EA	1	*	*	*	*	*	*	*	*	43	27
X2 O		GASKET: CONNECTOR MTG 7962251 (19207)		EA	1									43	28
P O	6150-055-1752	LEAD AY 8386496 (19207)		EA	1	*	*	*	*	*	*	*	*	43	29
P O	6240-295-2668	LAMP, INCANDESCENT 453701 (19207)		EA	1	*	*	*	*	*	*	*	*	43	30
P O	5305-633-0785	SCREW, MACHINE: LAMPHOLDER 8335233 (19207)		EA	2	*	*	*	*	*	*	*	*	43	31
P O	5310-045-3299	WASHER, LOCK: LAMPHOLDER MS35338-42 (96906)		EA	2	*	*	*	*	*	*	*	*	43	32
P O	5305-889-3002	SCREW, MACHINE: PLATE MTG MS35206-242 (96906)		EA	2	*	*	*	*	*	*	*	*	43	33
X2 O		PLATE 7064896 (19207)		EA	1									43	34
P2 O	5325-623-0928	MOUNT, LAMPHOLDER 7064900 (19207)		EA	2	*	*	*	*	*	*	*	*	43	35
P2 O	6220-337-7465	LAMPHOLDER 7064962 (19207)		EA	1	*	*	*	*	*	*	*	*	43	36
P O	5305-984-4988	SCREW, MACHINE MS35206-228 (96906)		EA	2	*	*	*	*	*	*	*	*	43	37
X2 O		PAD, PLATE 8335240 (19207)		EA	1									43	38
P O	5305-274-3154	SCREW, MACHINE: HOLDER MTG 7320687 (19207)		EA	2	*	*	*	*	*	*	*	*	43	39
P O	5310-132-1438	WASHER, LOCK: HOLDER MTG 8744897 (19207)		EA	2	*	*	*	*	*	*	*	*	43	40
X2 O		PLATE, HOLDER 8335242 (19207)		EA	1									43	41

(1)	(2)	(3)	(4)	(5)	(6)	(7)	(8)	(9)	(10)
SMR	FEDERAL	DESCRIPTION			30-DAY DS MAINT	30-DAY GS MAINT	1-YR	DEPOT	ILLUS-
CODE	STOCK		USABLE	UNIT	ALLOWANCE	ALLOWANCE	ALW	MAINT	TRATION
NUMBER		REF NUMBER & MFR CODE	ON	OF	(a) (b) (c)	(a) (b) (c)	PER	ALW	(a) (b)
			CODE	MEAS	QTY		100	PER	FIG. ITEM
					INC		EQUIP	100	NO. NO.
					IN		CNTGY	EQUIP	
					UNIT	1-20 21-50 51-100	1-20 21-50 51-100		
P O	6240-019-3093	LAMP, INCANDESCENT MS15570-623 (96906)		EA	1	* * *	* * *	* * *	43 42
X2 O		HOLDER, LAMP: 7064963 (19207)		EA	1				43 43
X2 O		BODY, LIGHT 7962250 (19207)		EA	1				43 44
X2 O		LIGHT ASSEMBLY, BLACKOUT: AMBER MS35424-1 (96906) (SAME COMPONENTS AS LIGHT, P/N MS35423-1 (96906), EXCEPT WHERE ANOTATED)		EA	2				44
X2 O		LIGHT ASSEMBLY, BLACKOUT: RED MS35424-2 (96906) (SAME COMPONENTS AS LIGHT, P/N MS35423-1 (96906), EXCEPT WHERE ANOTATED)		EA	2				44
X2 O		LIGHT ASSEMBLY, SERVICE: RED MS35423-2 (96906) (SAME COMPONENTS AS LIGHT, P/N MS35423-1 (96906), EXCEPT WHERE ANOTATED)		EA	5				44
X2 O		LIGHT ASSEMBLY, SERICE: AMBER MS35423-1 (96906)		EA	5				44
P O	5305-984-7361	SCREW, MACHINE: DOOR MTG MS35191-270 (96906)		EA	2	* * *	* * *	* * *	44 1
P O	5310-596-8169	NUT, LENS MTG 7526796 (19207)		EA	2	* * *	* * *	* * *	44 2
P O	6220-299-7425	LENS, AMBER MS35421-1 (96906) (USED ON LIGHT, P/N MS35423-1 (96906)		EA	1	* * *	* * *	* * *	44 3
P O	6220-299-7426	LENS, RED 7525995 (19207) (USED ON LIGHT, P/N MS35423-2 (96906)		EA	1	* * *	* * *	* * *	44 3
P O	6220-729-9296	LENS, AMBER MS35420-1 (96906) (USED ON LIGHT, P/N MS35424-1 (96906)		EA	1	* * *	* * *	* * *	44 3
P O	6220-752-5993	LENS, RED 7525993 (19207) (USED ON LIGHT, P/N MS35424-2 (96906)		EA	1	* * *	* * *	* * *	44 3
X2 O		DOOR, LIGHT 7526516 (19207)		EA	1				44 4
P O	6240-019-0877	LAMP, INCANDESCENT A213667A (19207)		EA	1*	* * *	* * *	* * *	44 5
P O	5305-206-3716	SCREW, MACHINE: LAMPHOLDER MTG MS35214-25 (96906)		EA	1	* * *	* * *	* * *	44 6
P O	5310-045-5205	WASHER, FLAT: LAMPHOLDER MTG MS15795-906 (96906)		EA	1	* * *	* * *	* * *	44 7

(1)	(2)	(3)	(4)	(5)	(6)			(7)			(8)	(9)	(10)			
SMR	FEDERAL	DESCRIPTION			30-DAY DS MAINT ALLOWANCE			30-DAY GS MAINT ALLOWANCE			1-YR	DEPOT	ILLUS-TRATION			
CODE	STOCK		USABLE	UNIT	QTY	(a)	(b)	(c)	(a)	(b)	(c)	PER	ALW	PER	(a)	(b)
	NUMBER	REF NUMBER & MFR CODE	ON	OF	INC							100	100	100	FIG.	ITEM
			CODE	MEAS	IN	1-20	21-50	51-100	1-20	21-50	51-100	CNTGY	EQUIP	EQUIP	NO.	NO.
P O	6220-608-5774	LAMPHOLDER 8526932 (18876)		EA	1	*	*	*	*	*	*	*	*	*	44	8
P O	5305-883-0628	SCREW, TAPPING: LIGHT MTG MS24617-21 (96906)		EA	4	*	*	*	*	*	*	*	*	*	44	9
X2 O		PLATE 7526515 (19207)		EA	1										44	10
P O	5330-353-0959	FELT, LIGHT MTG 7526509 (19207)		EA	1	*	*	*	*	*	*	*	*	*	44	11
P O	5305-855-0960	SCREW, TAPPING: CLUSTER MOUNT, FRONT MS24629-36 (96906)		EA	8	*	*	*	*	*	*	*	*	*	44	12
X2 O		BRACKET, LIGHT: CLUSTER MOUNT, FRONT 13217E1132 (97403)		EA	1										44	13
P O	6240-246-5052	LAMP, INCANDESCENT MS15541-2 (96906)		EA	4	*	*	*	*	*	*	*	*	*	45	1
P O	5305-855-0958	SCREW, TAPPING: REFLECTOR MTG MS24629-45 (96906)		EA	8	*	*	*	*	*	*	*	*	*	45	2
P O		REFLECTOR, LIGHT 13217E1217 (97403)		EA	4	*	*	*	*	*	*	*	*	*	45	3
P O	5305-855-0958	SCREW, TAPPING: BOX MTG MS24629-45 (96906)		EA	12	*	*	*	*	*	*	*	*	*	45	4
X2 O		COVER, RECEPTACLE, , RH 13217E1218 (97403)		EA	1										45	5
X2 O		COVER, RECEPTACLE BOX, LH 13217E1219 (97403)		EA	1										45	5
P F	5970-871-8799	INSULATOR, SPLICE 13217E0943-1 (97403)		EA	32	*	*	*	*	*	*	*	*	*	45	6
P F	5940-812-3769	CAP, SPLICE 13217E0942-1 (97403)		EA	32	*	*	*	*	*	*	*	*	*	45	7
X2 O		SWITCH, TOGGLE 13217E1013 (97403)		EA	3										45	8
X2 F		WIRING HARNESS: LIGHTS AND RECEPTACLES 13217E0920-1 (97403)		EA	1										45	9
P O	5310-934-9747	NUT, PLAIN, HEXAGON: LIGHT SOCKET MTG MS35649-262 (96906)		EA	8	*	*	*	*	*	*	*	*	*	45	10
P O	5310-167-0680	WASHER, LOCK: SOCKET MTG MS35335-49 (96906)		EA	8	*	*	*	*	*	*	*	*	*	45	11
P O	5310-983-8483	WASHER, FLAT: SOCKET MTG MS27183-5 (96906)		EA	8	*	*	*	*	*	*	*	*	*	45	12
P O	5305-889-3000	SCREW, MACHINE: SOCKET MTG MS35206-230 (96906)		EA	8	*	*	*	*	*	*	*	*	*	45	13
P O	6250-478-9061	SOCKET, LIGHT 13217E1224 (97403)		EA	4	*	*	*	*	*	*	*	*	*	45	14
P O	5305-984-6191	SCREW, MACHINE: RECEPTACLE MTG MS35206-243 (96906)		EA	8	*	*	*	*	*	*	*	*	*	45	15

(1)	(2)	(3)	(4)	(5)	(6)			(7)			(8)	(9)	(10)	
SMR	FEDERAL	DESCRIPTION			30-DAY DS MAINT			30-DAY GS MAINT			1-YR	DEPOT	ILLUS-	
CODE	STOCK		USABLE	UNIT	QTY	ALLOWANCE	ALLOWANCE	ALLOWANCE	ALLOWANCE	ALW	MAINT	TRATION		
	NUMBER	REF NUMBER & MFR CODE	ON	OF	(a)	(b)	(c)	(a)	(b)	(c)	PER	ALW	(a)	(b)
			CODE	MEAS	IN	1-20	21-50	51-100	1-20	21-50	51-100	100	PER	ITEM
					UNIT							EQUIP	EQUIP	NO.
												CNTGY		NO.
X2 O		RECEPTACLE, SINGLE 13217E1216 (97403)		EA	4									45 16
P F	5970-871-8799	INSULATOR, SPLICE 13217E0943-1 (97403)		EA	1	*	*	*	*	*	*	*	*	45 17
P F	5940-812-3769	CAP, SPLICE 13217E0942-1 (97403)		EA	1	*	*	*	*	*	*	*	*	45 18
X2 F		CONNECTOR, CONDUIT TWL50L (03743)		EA	1									45 19
X2 F		CONDUIT, ELECTRICAL 1K1617-1 (98255)		EA	AR									45 20
P2 O		EYEBOLT: TROLLEY 13217E1233 (97403)		EA	1	*	*	*	*	*	*	*	*	45 21
X2 O		TROLLER, LATHE 13217E1175 (97403)		EA	1									45 22
		GROUP 17 - FRONT AND REAR WIRING												
P O	6240-248-4280	LAMP, INCANDESCENT MS15543-2 (96906)		EA	8	*	*	*	*	*	*	*	*	46 1
P O		SCREW, TAPPING: LAMP MTG MS24617-21 (96906)		EA	6	*	*	*	*	*	*	*	*	46 2
P2 O		RETAINER, LAMP 13217E1154 (97403)		EA	6	*	*	*	*	*	*	*	*	46 3
P2 O		FIXTURE LAMP 13217E1074 (97403)		EA	2	*	*	*	*	*	*	*	*	46 4
X2 O		SWITCH, TOGGLE 13217E1013 (97403)		EA	2									46 5
P O	5310-088-1251	NUT, SELF LOCKING: CONDUIT MTG MS51922-1 (96906)		EA	6	*	*	*	*	*	*	*	*	46 6
P O	5305-988-1723	SCREW, MACHINE: CONDUIT MTG MS35206-279 (96906)		EA	6	*	*	*	*	*	*	*	*	46 7
X2 O		STRAP, CONDUIT MTG MS35140-10 (96906)		EA	6									46 8
X2 F		CONNECTOR, BOX 7316DC (03743)		EA	2									46 9
X2 F		CONNECTOR, BOX 96T050 (03743)		EA	2									46 10
X2 F		CONDUIT, METAL 1K1617-1 (98255)		FT	AR									46 11
X2 F		PLATE, BOX COVER 1K1621 (98255)		EA	2									46 12
P F	5940-812-3769	CAP, SPLICE 13217E0942-1 (97403)		EA	12	*	*	*	*	*	*	*	*	46 13
P F	5970-871-8799	INSULATOR, SPLICE 13217E0943-1 (97403)		EA	12	*	*	*	*	*	*	*	*	46 14
P O	5310-934-9758	NUT, PLAIN, HEXAGON BOX MTG MS35649-202 (96906)		EA	8	*	*	*	*	*	*	*	*	46 15

(1)	(2)	(3)	(4)	(5)	(6)			(7)			(8)	(9)	(10)		
SMR	FEDERAL	DESCRIPTION			30-DAY DS MAINT			30-DAY GS MAINT			1-YR	DEPOT	ILLUS-		
CODE	STOCK		USABLE	UNIT	QTY	ALLOWANCE	ALLOWANCE	ALLOWANCE	ALLOWANCE	ALW	MAINT	TRATION			
	NUMBER	REF NUMBER & MFR CODE	ON	OF	(a)	(b)	(c)	(a)	(b)	(c)	PER	ALW	(a)	(b)	
			CODE	MEAS	UNIT	1-20	21-50	51-100	1-20	21-50	51-100	100	PER	FIG.	ITEM
												EQUIP	100	NO.	NO.
												CNTGY	EQUIP		
P O	5310-596-7691	WASHER, LOCK MS35335-32 (96906)		EA	8	*	*	*	*	*	*	*	*	46	16
P O	5305-984-6210	SCREW, MACHINE: MS35206-263 (96906)		EA	8	*	*	*	*	*	*	*	*	46	17
P O	5305-984-6191	SCREW, MACHINE: RECEPTACLE MTG MS35206-243 (96906)		EA	8	*	*	*	*	*	*	*	*	46	18
X2 O		RECEPTACLE, SINGLE 13217E1216 (97403)		EA	4									46	19
X2 O		BOX, OUTLET: REAR, RH 13217E1138 (97403)		EA	1									46	20
X2 O		BOX OUTLET: REAR, LH 13217E1139 (97403)		EA	1									46	20
X2 F		CONNECTOR, BOX 961050 (03743)		EA	2									46	21
X2 F		CONDUIT, METAL 1K1617-1 (98255)		FT	AR									46	22
X2 F		CONNECTOR, BOX 961050 (03743)		EA	1									46	23
X2 F		WIRING HARNESS 13217E0922-1 (97403)		EA	1									46	24
X2 F		BOX, OUTLET: ELECTRICAL 4SSL1-2 (03743)		EA	2									46	25
X2 F		CONNECTOR, BOX 961050 (03743)		EA	2									46	26
X2 F		CONDUIT, METAL 1K1617-1 (98255)		EA	AR									46	27
P O	5310-934-9758	NUT, PLAIN, HEXAGON: BOX MTG MS35649-202 (96906)		EA	8	*	*	*	*	*	*	*	*	46	28
P O	5310-596-7691	WASHER, LOCK: BOX MTG MS35335-32 (96906)		EA	8	*	*	*	*	*	*	*	*	46	29
P O	5305-984-6210	SCREW, MACHINE: BOX MTG MS35206-263 (96906)		EA	8	*	*	*	*	*	*	*	*	46	30
P O	5305-984-6191	SCREW, MACHINE: RECEPTACLE MTG MS35206-263 (96906)		EA	8	*	*	*	*	*	*	*	*	46	31
X2 O		RECEPTACLE, SINGLE 13217E1216 (97403)		EA	4									46	32
X2 O		BOX, OUTLET: CENTER, RH 13217E1136 (97403)		EA	1									46	33
X2 O		BOX, OUTLET: CENTER, LH 13217E1137 (97403)		EA	1									46	33
X2 F		CONNECTOR, BOX 961050 (03743)		EA	2									46	34
X2 F		CONDUIT, METAL 1K1617-1 (98255)		FT	AR									46	35

(1)	(2)	(3)	(4)	(5)	(6)	(7)	(8)	(9)	(10)				
SMR	FEDERAL	DESCRIPTION			30-DAY DS	MAINT	30-DAY GS	MAINT	1-YR	DEPOT	ILLUS-		
CODE	STOCK		USABLE	UNIT	ALLOWANCE	ALLOWANCE	ALLOWANCE	ALLOWANCE	ALW	MAINT	TRATION		
	NUMBER	REF NUMBER & MFR CODE	ON	OF	(a)	(b)	(c)	(a)	(b)	(c)	(a)	(b)	
			CODE	MEAS	INC				PER	PER	FIG.	ITEM	
					UNIT	1-20	21-50	51-100	1-20	21-50	51-100	NO.	NO.
									CNTGY	EQUIP			
X2 F		CONNECTOR, BOX 96T050 (03743)		EA	2							46	36
P O	6240-246-5052	LAMP, INCANDESCENT MS15541-2 (96906)		EA	2	*	*	*	*	*	*	46	37
P O	5305-879-7941	SCREW, TAPPING: COVER MTG M524617-31 (96906)		EA	4	*	*	*	*	*	*	46	38
P F	5940-812-3769	CAP, SPLICE 13217E0942-1 (97403)		EA	12	*	*	*	*	*	*	46	39
P F	5970-871-8799	INSULATOR, SPLICE 13217E0943-1 (97403)		EA	12	*	*	*	*	*	*	46	40
X2 O		SWITCH, TOGGLE 13217E1013 (97403)		EA	2							46	41
P O	5310-934-9747	NUT, PLAIN, HEXAGON: SOCKET MTG MS35649-262 (96906)		EA	4	*	*	*	*	*	*	46	42
P O	5310-209-0788	WASHER, LOCK: SOCKET MTG MS35335-30 (96906)		EA	4	*	*	*	*	*	*	46	43
P O	5310-983-8483	WASHER, FLAT: SOCKET MTG MS27183-5 (96906)		EA	4	*	*	*	*	*	*	46	44
P O	5305-889-3000	SCREW, MACHINE: SOCKET MTG MS35206-230 (96906)		EA	4	*	*	*	*	*	*	46	45
P O	6250-478-9061	SOCKET, LIGHT 13217E1224 (97403)		EA	2	*	*	*	*	*	*	46	46
P O	6250-229-9003	COVER, BOX 13217E1181 (97403)		EA	2	*	*	*	*	*	*	46	47
X2 F		CONNECTOR, BOX 96T050 (03743)		EA	2							46	48
X2 F		CONDUIT, METAL 1K1617-1 (98255)		FT	AR							46	49
P F	5975-152-1075	NUT, LOCK: PRESSURE SWITCH MTG BL50 (03743)		EA	2	*	*	*	*	*	*	47	1
X2 F		BUSHING, PRESSURE SWITCH MTG BU50 (03743)		EA	2							47	2
X2 F		NIPPLE, PRESSURE SWITCH MTG 951-1-2 (83209)		EA	2							47	3
X2 F		CONNECTOR, BOX; 90 DEGREES K1619 (98255)		EA	1							47	4
X2 F		CONDUIT: 3/4 INCH 1K1617-2 (98255)		EA	1							47	5
X2 F		CONNECTOR, BOX: 3/4 INCH 1K1615 (98255)		EA	1							47	6
P O	5305-879-7941	SCREW, TAPPING: WIRE COVER MTG MS24617-31 (96906)		EA	10	*	*	*	*	*	*	47	7
X2 F		COVER, RACEWAY: LH 13217E1221 (97403)		EA	1							47	8

(1)	(2)	(3)	(4)	(5)	(6)			(7)			(8)	(9)	(10)			
SMR	FEDERAL	DESCRIPTION			30-DAY DS MAINT			30-DAY GS MAINT			1-YR	DEPOT	ILLUS-			
CODE	STOCK		USABLE	UNIT	QTY	ALLOWANCE	ALLOWANCE	ALLOWANCE	ALLOWANCE	ALW	MAINT	TRATION				
	NUMBER	REF NUMBER & MFR CODE	ON	OF	INC	(a)	(b)	(c)	(a)	(b)	(c)	PER	ALW	(a)	(b)	
			CODE	MEAS	IN	UNIT	1-20	21-50	51-100	1-20	21-50	51-100	EQUIP	PER	ITEM	
													100	100	NO.	
													EQUIP	EQUIP	NO.	
X2 F		COVER, RACEWAY: RH 13217E1222 (97403)		EA	1										47	8
P F	5940-812-3769	CAP, SPLICE 13217E0942-1 (97403)		EA	6	*	*	*	*	*	*	*	*	*	47	9
P F	5970-871-8799	INSULATOR 13217E0943-1 (97403)		EA	6	*	*	*	*	*	*	*	*	*	47	10
X2 F		WIRING HARNESS, POWER CROSSOVER 13217E1417 (97403)		EA	1										47	11
P O	5305-984-6193	SCREW, MACHINE: COVER MTG MS35206-245 (96906)		EA	6	*	*	*	*	*	*	*	*	*	47	12
X2 O		COVER, WIRE 13217E1228 (97403)		EA	2										47	13
X2 F		CONNECTOR, BOX 1K1614 (98255)		EA	1										47	14
P F	5940-812-3769	CAP, SPLICE 13217E0942-1 (97403)		EA	3	*	*	*	*	*	*	*	*	*	47	15
P F	5970-871-8799	INSULATOR 13217E0943-1 (97403)		EA	3	*	*	*	*	*	*	*	*	*	47	16
X2 F		CONDUIT, FLEXIBLE: COMPRESSOR MOTOR 1K1612-2 (98255)		EA	1										47	17
X2 F		ELBOW, CONDUIT, 90 DEGREE 1K1613-1 (98255)		EA	1										47	18
X2 F		CONNECTOR, BOX 1K1614 (98255)		EA	1										47	19
X2 F		CONDUIT, FLEXIBLE: LATHE 1K1612-2 (98255)		EA	1										47	20
X2 F		CONNECTOR, BOX 1K1614 (98255)		EA	1										47	21
P O	5305-984-6193	SCREW, MACHINE: RECEPTACLE COVER MTG MS35206-245 (96906)		EA	6	*	*	*	*	*	*	*	*	*	47	22
P O	5305-889-3000	SCREW, MACHINE: RECEPTACLE MTG MS35206-230 (96906)		EA	2	*	*	*	*	*	*	*	*	*	47	23
X2 O		RECEPTACLE, LOCKING 13217E1070 (97403)		EA	1										47	24
P O	5305-984-6191	SCREW, MACHINE: RECEPTACLE MTG MS35206-243 (96906)		EA	4	*	*	*	*	*	*	*	*	*	47	25
X2 O		RECEPTACLE, SINGLE 13217E1216 (97403)		EA	1										47	26
P F	5940-812-3769	CAP, SPLICE 13217E0942-1 (97403)		EA	6	*	*	*	*	*	*	*	*	*	47	27
P F	5970-871-8799	INSULATOR 13217E0943-1 (97403)		EA	6	*	*	*	*	*	*	*	*	*	47	28
X2 O		COVER, RECEPTACLE: FRONT 13217E1227 (97403)		EA	1										47	29

(1)	(2)	(3)	(4)	(5)	(6)			(7)			(8)	(9)	(10)		
SMR	FEDERAL	DESCRIPTION	USABLE	UNIT	30-DAY DS MAINT ALLOWANCE			30-DAY GS MAINT ALLOWANCE			1-YR	DEPOT	ILLUS-TRATION		
CODE	STOCK		ON	OF	QTY	(a)	(b)	(c)	(a)	(b)	(c)	ALW	ALW	(a)	(b)
	NUMBER	REF NUMBER & MFR CODE	CODE	MEAS	INC	1-20	21-50	51-100	1-20	21-50	51-100	PER	PER	FIG.	ITEM
					IN	UNIT						EQUIP	100	NO.	NO.
												CNTGY	EQUIP		
X2 O		COVER, JUNCTION BOX 8465 (03743)		EA	1									48	1
P O	5305-883-0627	SCREW, TAPPING: TERMINAL BOARD MTG MS24617-23 (96906)		EA	4	*	*	*	*	*	*	*	*	48	2
P2 O		BOARD, TERMINAL 12H8141-2 (98255)		EA	1	*	*	*	*	*	*	*	*	48	3
X2 O		END PIECE 530 (89020)		EA	1									48	4
X2 F		CONNECTOR, BOX 1K1610 (98255)		EA	3									48	5
X2 F		BOX, JUNCTION 4S1-2 (03743)		EA	1									48	6
P O	5310-088-1251	NUT, SELF-LOCKING: LEAD MTG MS51922-1 (96906)		EA	2	*	*	*	*	*	*	*	*	48	7
P O	5305-225-3839	SCREW, CAP, HEXAGON HEAD: LEAD MTG MS90725-8 (96906)		EA	4	*	*	*	*	*	*	*	*	48	8
P O	5310-088-1251	NUT, SELF-LOCKING: LEAD MTG MS51922-1 (96906)		EA	4	*	*	*	*	*	*	*	*	48	9
P O	5305-068-0500	SCREW, CAP, HEXAGON HEAD: LEAD MTG MS90725-3 (96906)		EA	4	*	*	*	*	*	*	*	*	48	10
X2 O		LEAD, ELECTRICAL: DOOR 13217E0913 (97403)		EA	4									48	11
P O	5310-208-4026	NUT, LOCK: CLIP MTG MS20500-1032 (96906)		EA	8	*	*	*	*	*	*	*	*	48	12
P O	5305-989-7434	SCREW, MACHINE: CLIP MTG MS35207-263 (96906)		EA	8	*	*	*	*	*	*	*	*	48	13
X2 O		CLIP ASSEMBLY 10935126 (00000)		EA	2									48	14
P F	5325-959-2089	GROMMET, SPLIT MS35490-17 (96906)		EA	2	*	*	*	*	*	*	*	*	48	15
P F	5325-838-1992	GROMMET, SPLIT MS35490-68 (96906)		EA	2	*	*	*	*	*	*	*	*	48	16
P F	5325-276-6098	GROMMET, SPLIT MS35489-78 (96906)		EA	1	*	*	*	*	*	*	*	*	48	17
P F		GROMMET, SPLIT 13217E0914 (97403)		EA	2	*	*	*	*	*	*	*	*	48	18
P O	5310-440-9912	NUT, SELF-LOCKING: CLAMP MTG MS51988-2 (96906)		EA	1	*	*	*	*	*	*	*	*	48	19
P O	5305-989-7435	SCREW, MACHINE: CLAMP MTG MS35207-264 (96906)		EA	1	*	*	*	*	*	*	*	*	48	20
P O	5340-057-2904	CLAMP, LOOP: CABLE MS21333-71 (96906)		EA	1	*	*	*	*	*	*	*	*	48	21
P O	5310-088-1251	NUT, SELF-LOCKING: CLAMP MTG MS51922-1 (96906)		EA	4	*	*	*	*	*	*	*	*	48	22

(1)	(2)	(3)	(4)	(5)	(6)	(7)	(8)	(9)	(10)				
SMR	FEDERAL	DESCRIPTION			30-DAY DS	MAINT	30-DAY GS	MAINT	1-YR	DEPOT	ILLUS-		
CODE	STOCK		USABLE	UNIT	ALLOWANCE		ALLOWANCE		ALW	MAINT	TRATION		
	NUMBER	REF NUMBER & MFR CODE	ON	OF	(a)	(b)	(c)	(a)	(b)	(c)	(a)	(b)	
			CODE	MEAS	UNIT	1-20	21-50	51-100	1-20	21-50	51-100	FIG.	ITEM
												NO.	NO.
P O	5305-068-0501	SCREW, MACHINE: CLAMP MTG MS90725-5 (96906)	EA	4	*	*	*	*	*	*	*	48	23
P O	5340-809-1494	CLAMP, LOOP: CABLE MS21333-105 (96906)	EA	4	*	*	*	*	*	*	*	48	24
P O	5305-855-0957	SCREW, TAPPING: CLAMP MTG MS24629-46 (96906)	EA	12	*	*	*	*	*	*	*	48	25
P O	5340-764-7051	CLAMP, LOOP, CABLE MTG MS21333-69 (96906)	EA	12	*	*	*	*	*	*	*	48	26
P O	5305-855-0957	SCREW, TAPPING: CLAMP MTG MS24629-46 (96906)	EA	3	*	*	*	*	*	*	*	48	27
P O	5340-057-2904	CLAMP, LOOP: CABLE MTG MS21333-71 (96906)	EA	3	*	*	*	*	*	*	*	48	28
P O	5305-269-3208	SCREW, CAP, HEXAGON HEAD: GUARD MTG MS90725-57 (96906)	EA	4	*	*	*	*	*	*	*	48	29
P O	5310-637-9541	WASHER, LOCK: GUARD MTG MS35338-46 (96906)	EA	4	*	*	*	*	*	*	*	48	30
X2 O		GUARD: TERMINAL 13217E1017 (97403)	EA	2								48	31
		GROUP 18-WHEEL CHOCK AND MUD FLAPS											
X2 O		CHOCK, WHEEL ASSEMBLY 13217E0974 (97403)	EA	2								49	
X2 O		CHAIN, CHOCK 13217E0977 (97403)	EA	1								49	1
P O	5310-880-7744	NUT, PLAIN, HEXAGON: CHOCK MTG MS51967-5 (96906)	EA	4	*	*	*	*	*	*	*	49	2
P O	5310-081-4219	WASHER, FLAT MS27183-12 (96906)	EA	4	*	*	*	*	*	*	*	49	3
P O		BOLT, CARRIAGE 119394 (19207)	EA	4	*	*	*	*	*	*	*	49	4
X2 O		CHOCK, WHEEL 13217E0976 (97403)	EA	6								49	5
X2 O		CHOCK, WHEEL 13217E0975 (97403)	EA	1								49	6
P O	5310-761-6882	NUT, PLAIN: MUD FLAP MTG MS51967-2 (96906)	EA	8	*	*	*	*	*	*	*	49	7
P O	5310-582-5965	WASHER, LOCK: MUD FLAP MTG MS35338-44 (96906)	EA	8	*	*	*	*	*	*	*	49	8
P O	5305-068-0502	SCREW, CAP, HEXAGON HEAD: MUD FLAP MTG MS90725-6 (96906)	EA	8	*	*	*	*	*	*	*	49	9
X2 O		RETAINER: MUD FLAP 13217E1140 (97403)	EA	2								49	10

(1)	(2)	(3)	(4)	(5)	(6)			(7)			(8)	(9)	(10)	
SMR	FEDERAL	DESCRIPTION			30-DAY DS MAINT			30-DAY GS MAINT			1-YR	DEPOT	ILLUS-	
CODE	STOCK		USABLE	UNIT	QTY	ALLOWANCE	ALLOWANCE	ALLOWANCE	ALLOWANCE	ALW	MAINT	TRATION		
NUMBER		REF NUMBER & MFR CODE	ON	OF	(a)	(b)	(c)	(a)	(b)	(c)	PER	ALW	(a)	
			CODE	MEAS	INC						100	PER	(b)	
					IN	1-20	21-50	51-100	1-20	21-50	51-100	EQUIP	FIG.	
					UNIT						CNTGY	EQUIP	ITEM	
													NO.	
													NO.	
X2 O		FLAP, MUD 13217E1141 (97403)		EA	2								49	11
P O	5310-177-1309	NUT, PADLOCK FASTENER MS51988-1 (96906)		EA	1	*	*	*	*	*	*	*	49	12
P O	5305-984-6210	SCREW, PADLOCK FASTENER MS35206-263 (96906)		EA	1	*	*	*	*	*	*	*	49	13
P O	5315-187-9567	PIN, LADDER SECURING MS24665-500 (96906)		EA	1	*	*	*	*	*	*	*	49	14
X2 O		LADDER 13217E1012 (97403)			1								49	15
		GROUP 19-VAN MOUNTING												
P O	5315-839-5821	PIN, COTTER: CHOCK MTG MS24665-351 (96906)		EA	2	*	*	*	*	*	*	*	50	1
P O	5310-809-4061	WASHER, FLAT: CHOCK MTG MS27183-15 (96906)		EA	2	*	*	*	*	*	*	*	50	2
P O		PIN, LOCK: CHOCK MTG MS35386-1 (96906)		EA	2	*	*	*	*	*	*	*	50	3
X2 O		PLATE, CHOCK 13217E0980 (97403)		EA	2								50	4
P O	5310-732-0560	NUT, PLAIN, HEXAGON: TANK BRACKET MTG MS51968-14 (96906)		EA	4	*	*	*	*	*	*	*	50	5
P O	5310-584-5272	WASHER, LOCK: BRACKET MTG MS35338-48 (96906)		EA	4	*	*	*	*	*	*	*	50	6
P O	5310-809-5997	WASHER, FLAT: BRACKET MTG MS27183-17 (96906)		EA	4	*	*	*	*	*	*	*	50	7
P O	5305-725-4183	SCREW, CAP, HEXAGON HEAD: FUEL TANK BRACKET MTG MS90726-113 (96906)		EA	4	*	*	*	*	*	*	*	50	8
P O	5305-761-4227	SCREW, CAP, HEXAGON HEAD: BRACKET TO BRACKET MS90726-111 (96906)		EA	6	*	*	*	*	*	*	*	50	9
P O	5310-809-5997	WASHER, FLAT: BRACKET TO BRACKET MS27183-17 (96906)		EA	6	*	*	*	*	*	*	*	50	10
X2 O		BRACKET, REAR: FUEL TANK 13217E1108 (97403)		EA	1								50	11
X2 O		BRACKET, FRONT: FUEL TANK 13217E1106 (97403)		EA	1								50	12
P O	5310-732-0560	NUT, PLAIN, HEXAGON: BRACKET MTG MS51968-14 (96906)		EA	8	*	*	*	*	*	*	*	50	13
P O	5310-584-5272	WASHER, LOCK: BRACKETE MTG MS35338-48 (96906)		EA	8	*	*	*	*	*	*	*	50	14
P O	5305-226-7768	SCREW, CAP, HEXAGON HEAD: BRACKET MTG MS90726-115 (96906)		EA	8	*	*	*	*	*	*	*	50	15

(1)	(2)	(3)	(4)	(5)	(6)	(7)	(8)	(9)	(10)	
SMR	FEDERAL	DESCRIPTION	USABLE	UNIT	QTY	30-DAY DS MAINT	30-DAY GS MAINT	1-YR	DEPOT	ILLUS-
CODE	STOCK	REF NUMBER & MFR CODE	ON	OF	INC	ALLOWANCE	ALLOWANCE	ALW	MAINT	TRATION
	NUMBER		CODE	MEAS	IN	(a) (b) (c)	(a) (b) (c)	PER	ALW	(a) (b)
					UNIT	1-20 21-50 51-100	1-20 21-50 51-100	100	100	FIG. ITEM
								EQUIP	EQUIP	NO. NO.
								CNTGY		
X2 O		BRACKET, REAR, FUEL TANK 13217E1109 (97403)		EA	1					50 16
P O	5310-762-6239	NUT, PLAIN, HEXAGON: VAN MTG MS51968-29 (96906)		EA	2	* * *	* * *	* * *	* * *	50 17
P O	5310-926-5885	WASHER, LOCK: VAN MTG MS35340-53 (96906)		EA	2	* * *	* * *	* * *	* * *	50 18
P O	5310-809-8541	WASHER, FLAT: VAN MTG MS27183-27 (96906)		EA	2	* * *	* * *	* * *	* * *	50 19
P O	5305-939-7061	SCREW, CAP, HEXAGON HEAD: VAN MTG MS90726-238 (96906)		EA	2	* * *	* * *	* * *	* * *	50 20
X2 O		BRACKET, VAN MTG, LH 13217E1107 (97403)		EA	1					50 21
X2 O		BRACKET, VAN MTG, RH 13217E1026 (97403)		EA	1					50 21
X2 O		SPACER, VAN MTG 13217E1115 (97403)		EA	2					50 22
P O	5315-262-8162	PIN, COTTER: TIEDOWN MS24665-567 (96906)		EA	4	* * *	* * *	* * *	* * *	50 23
P O	5310-896-0773	NUT, SLOTTED: TIEDOWN MTG MS35692-86 (96906)		EA	4	* * *	* * *	* * *	* * *	50 24
X2 O		TIEDOWN 13217E1116 (97403)		EA	4					50 25
P O	5310-732-0560	NUT, PLAIN, HEXAGON, BRACKET MTG MS51968-14 (96906)		EA	6	* * *	* * *	* * *	* * *	50 26
P O	5310-584-5272	WASHER, LOCK, BRACKET MTG MS35338-48 (96906)		EA	6	* * *	* * *	* * *	* * *	50 27
P O	5305-226-7768	SCREW, CAP, HEXAGON HEAD: BRACKET MTG MS90726-115 (96906)		EA	6	* * *	* * *	* * *	* * *	50 28
P O	5310-763-8921	NUT, PLAIN, HEXAGON, VAN MTG MS51967-23 (96906)		EA	4	* * *	* * *	* * *	* * *	50 29
P O	5310-584-7888	WASHER, LOCK: VAN MTG MS35338-51 (96906)		EA	4	* * *	* * *	* * *	* * *	50 30
P O	5310-809-8533	WASHER, FLAT, VAN MTG MS27183-23 (96906)		EA	4	* * *	* * *	* * *	* * *	50 31
P O	5305-939-9204	SCREW, CAP, HEXAGON HEAD: VAN MTG MS90725-187 (96906)		EA	4	* * *	* * *	* * *	* * *	50 32
X2 O		BRACKET, VAN MTG, LH 13217E1027 (97403)		EA	1					50 33
X2 O		BRACKET, VAN MTG, RH 13217E1036 (97403)		EA	1					50 33
P O	5310-732-0560	NUT, PLAIN, HEXAGON, TIE CARRIER MTG MS51968-14 (96906)		EA	4	* * *	* * *	* * *	* * *	50 34

(1)	(2)	(3)	(4)	(5)	(6)			(7)			(8)	(9)	(10)			
SMR	FEDERAL	DESCRIPTION			30-DAY DS MAINT ALLOWANCE			30-DAY GS MAINT ALLOWANCE			1-YR	DEPOT	ILLUS-TRATION			
CODE	STOCK		USABLE	UNIT	QTY	(a)	(b)	(c)	(a)	(b)	(c)	PER	ALW	MAINT	(a)	(b)
	NUMBER	REF NUMBER & MFR CODE	ON	OF	INC							100	PER	100	FIG.	ITEM
			CODE	MEAS	IN	1-20	21-50	51-100	1-20	21-50	51-100	CNTGY	EQUIP	EQUIP	NO.	NO.
P O	5310-584-5272	WASHER, LOCK: CARRIER MTG MS35338-48 (96906)		EA	4	*	*	*	*	*	*	*	*	*	50	35
P O	5305-725-4183	SCREW, CAP, HEXAGON HEAD: CARRIER MTG MS90726-113 (96906)		EA	4	*	*	*	*	*	*	*	*	*	50	36
X2 O		CARRIER, TIRE 13217E1176 (97403)		EA	1										50	37
P O	5310-067-6356	NUT, LOCK, HEXAGON: BRACKET MTG MS51922-57 (96906)		EA	4	*	*	*	*	*	*	*	*	*	50	38
P O	5305-939-9204	SCREW, CAP, HEXAGON HEAD: BRACKET MTG MS90725-187 (96906)		EA	4	*	*	*	*	*	*	*	*	*	50	39
P O	5305-727-8811	SCREW, CAP, HEXAGON HEAD: VAN MTG MS90726-184 (96906)		EA	4	*	*	*	*	*	*	*	*	*	50	40
P O	5310-584-7888	WASHER, LOCK: VAN MTG MS35338-51 (96906)		EA	4	*	*	*	*	*	*	*	*	*	50	41
X2 O		ANGLE, VAN MTG 13217E1038 (97403)		EA	2										50	42
P O	5310-763-8921	NUT, PLAIN, HEXAGON VAN MTG MS51967-23 (96906)		EA	4	*	*	*	*	*	*	*	*	*	50	43
P O	5310-584-7888	WASHER, LOCK: VAN MTG MS35338-51 (96906)		EA	2	*	*	*	*	*	*	*	*	*	50	44
X2 O		BRACKET, REAR, LH 13217E1052 (97403)		EA	2										50	45
X2 O		BRACKET, REAR, RH 13217E1067 (97403)		EA	1										50	45
P F		BOLT, VAN: MTG 13217E1161 (97403)		EA	2	*	*	*	*	*	*	*	*	*	50	46
P F		SCREW, SELF-TAPPING: SILL MTG MS24627-67 (96906)		EA	4	*	*	*	*	*	*	*	*	*	50	47
P F		RIVET: 125 LONG: SILL MTG 13217E1005-2 (97403)		EA	12	*	*	*	*	*	*	*	*	*	50	48
X2 F		SILL, VAN MTG 13217E1110 (97403)		EA	2										50	49
		GROUP 20-PTO LINKAGE														
P O	5315-842-3044	PIN, COTTER MS24665-283 (96906)	A	EA	1	*	*	*	*	*	*	*	*	*	51	1
X2 O		PIN, STRAIGHT, CLEVIS MS35810-34 (96906)	A	EA	1										51	2
X2 O		CLEVIS, ROD END MS35812-4 (96906)	A	EA	1										51	3
P O	5310-975-2075	NUT, PLAIN, HEXAGON, CLEVIS ROD A MS35691-21 (96906)		EA	1	*	*	*	*	*	*	*	*	*	51	4

(1)	(2)	(3)	(4)	(5)	(6)	(7)	(8)	(9)	(10)	
SMR	FEDERAL	DESCRIPTION	USABLE	UNIT	QTY	30-DAY DS MAINT	30-DAY GS MAINT	1-YR	DEPOT	ILLUS-
CODE	STOCK		ON	OF	INC	ALLOWANCE	ALLOWANCE	ALW	MAINT	TRATION
	NUMBER	REF NUMBER & MFR CODE	CODE	MEAS	IN	(a) (b) (c)	(a) (b) (c)	PER	ALW	(a) (b)
					UNIT	1-20 21-50 51-100	1-20 21-50 51-100	100	100	FIG. ITEM
								EQUIP	EQUIP	NO. NO.
								CNTGY		
P O	5310-761-6882	NUT, PLAIN, HEXAGON: BRACKET MTG MS51967-2 (96906)	A	EA	2	* * *	* * *	*	*	51 5
P O	5310-582-5965	WASHER, LOCK: BRACKET MTG MS35338-44 (96906)	A	EA	2	* * *	* * *	*	*	51 6
P O	5305-068-0502	SCREW, CAP, HEXAGON HEAD: BRACKET MTG MS90725-6 (96906)	A	EA	2	* * *	* * *	*	*	51 7
P O	5310-761-6882	NUT, PLAIN, HEXAGON: BRACKET MTG MS51967-2 (96906)	A	EA	2	* * *	* * *	*	*	51 8
P O	5310-582-5965	WASHER, LOCK: BRACKET MTG MS35338-44 (96906)	A	EA	2	* * *	* * *	*	*	51 9
P O	5305-068-0502	SCREW, CAP, HEXAGON HEAD: BRACKET MTG MS90725-6 (96906)	A	EA	2	* * *	* * *	*	*	51 10
P O	5310-761-6882	NUT, PLAIN, HEXAGON: BRACKET MTG MS51967-2 (96906)	A	EA	2	* * *	* * *	*	*	51 11
P O	5310-582-5965	WASHER, LOCK: BRACKET MTG MS35338-44 (96906)	A	EA	2	* * *	* * *	*	*	51 12
P O	5305-225-8340	SCREW, CAP, HEXAGON HEAD: BRACKET MTG MS90725-7 (96906)	A	EA	2	* * *	* * *	*	*	51 13
P O	5315-842-3044	PIN, COTTER: PIN RETAINING MS24665-283 (96906)	A	EA	1	* * *	* * *	*	*	51 14
X2 O		PIN, STRAIGHT: CLEVIS MS35810-34 (96906)	A	EA	1	* * *	* * *	*	*	51 15
X2 O		CLEVIS, ROD END MS35812-4 (96906)	A	EA	1					51 16
P O	5310-975-2075	NUT, PLAIN, HEXAGON: CLEVIS ROD MS35691-21 (96906)	A	EA	1	* * *	* * *	*	*	51 17
X2 O		ROD, PTO 13217E1434-2 (97403)	A	EA	1					51 18
P O	5315-842-3044	PIN, COTTER: PIN RETAINING MS24665-283 (96906)	A	EA	1	* * *	* * *	*	*	51 19
P O	5315-081-7030	PIN, STRAIGHT: BRACKET MS20392-5C21 (96906)	A	EA	1	* * *	* * *	*	*	51 20
X2 O		BRACKET, PTO 13217E1437 (97403)	A	EA	1					51 21
P O	5315-842-3044	PIN, COTTER: PIN RETAINING MS24665-283 (96906)	A	EA	1	* * *	* * *	*	*	51 22
X2 O		PIN, STRAIGHT: CLEVIS MS35812-4 (96906)	A	EA	1					51 23
X2 O		LEVER 13217E1435 (97403)	A	EA	1					51 24

(1)	(2)	(3)	(4)	(5)	(6)	(7)	(8)	(9)	(10)
SMR	FEDERAL	DESCRIPTION			30-DAY DS MAINT	30-DAY GS MAINT	1-YR	DEPOT	ILLUS-
CODE	STOCK		USABLE	UNIT	ALLOWANCE	ALLOWANCE	ALW	MAINT	TRATION
	NUMBER	REF NUMBER & MFR CODE	ON	OF	(a) (b) (c)	(a) (b) (c)	PER	ALW	(a) (b)
			CODE	MEAS	QTY INC IN		100	PER	FIG. ITEM
					UNIT	1-20 21-50 51-100	EQUIP	100	NO. NO.
						1-20 21-50 51-100	CNTGY	EQUIP	
X2 O		CLEVIS, ROD, END MS35812-4 (96906)	A	EA	1				51 25
P O	5310-975-2075	NUT, PLAIN: HEXAGON: CLEVIS ROD MS35691-21 (96906)	A	EA	1	* * *	* * *	* * *	51 26
P O	5315-842-3044	PIN, COTTER: PIN RETAINING MS24665-283 (96906)	A	EA	1	* * *	* * *	* * *	51 27
X2 O		PIN, STRAIGHT: CLEVIS MS35810-34 (96906)	A	EA	1				51 28
X2 O		CLEVIS, ROD END MS35812-4 (96906)	A	EA	1				51 29
P O	5310-975-2075	NUT, PLAIN, HEXAGON: ROD END MS35691-21 (96906)	A	EA	1	* * *	* * *	* * *	51 30
X2 O		ROD, PTO: 7.5 INCH LONG 13217E1434-2 (97403)	A	EA	1				51 31
P O	5315-839-5821	PIN, COTTER: PIN RETAINING MS24665-351 (96906)	A	EA	1	* * *	* * *	* * *	51 32
X2 O		PIN, CLEVIS: HEADLESS 13217E1436 (97403)	A	EA	1				51 33
X2 O		LEVER, PTO 13217E1440 (97403)	A	EA	1				51 34
X2 O		BRACKET, LEVER 13217E1439 (97403)	A	EA	1				51 35
P O	5315-842-3044	PIN, COTTER, PIN RETAINING MS24665-283 (96906)	A	EA	1	* * *	* * *	* * *	51 36
X2 O		PIN, STRAIGHT: CLEVIS MS35810-34 (96906)	A	EA	1				51 37
X2 O		CLEVIS, ROD END MS35812-4 (96906)	A	EA	1				51 38
P O	5310-975-2075	NUT, PLAIN, HEXAGON: CLEVIS ROD MS35691-21 (96906)	A	EA	1	* * *	* * *	* * *	51 39
X2 O		STOP 13217E1438 (97403)	A	EA	1				51 40
P O	5310-975-2075	NUT, PLAIN, HEXAGON: BARREL STOP MS35691-21 (96906)	A	EA	1	* * *	* * *	* * *	51 41
X2 O		BARREL, ADJUSTING 13217E1430 (97403)	A	EA	1				51 42
P O	5310-975-2075	NUT, PLAIN, HEXAGON: BARREL STOP MS35691-21 (96906)	A	EA	1	* * *	* * *	* * *	51 43
X2 O		ANGEL, GUIDE 13217E1431 (97403)	A	EA	1				51 44
X2 O		ROD, PTO: 4.75 INCH LONG 13217E1434-3 (97403)	A	EA	1				51 45

(1)	(2)	(3)	(4)	(5)	(6)	(7)			(8)			(9)		(10)		
SMR CODE	FEDERAL STOCK NUMBER	DESCRIPTION REF NUMBER & MFR CODE	USABLE ON CODE	UNIT OF MEAS	QTY INC IN UNIT	30-DAY DS MAINT ALLOWANCE			30-DAY GS MAINT ALLOWANCE			1-YR	DEPOT	ILLUS- TRATION		
						(a)	(b)	(c)	(a)	(b)	(c)	PER 100 EQUIP	ALW 100 EQUIP	(a)	(b)	
GROUP 21-GOVERNOR																
P2 F		KIT, MVS, GOVERNOR CONVERSION AR51651 (15434)	A	EA	1										52	
P F		SCREW, CAP, HEXAGON HEAD: GOVERNOR MTG 100129 (15434)	A	EA	2	*	*	*	*	*	*	*	*		52	1
P F	5310-562-6500	WASHER, PLAIN: GOVERNOR MTG S631 (15434)	A	EA	2	*	*	*	*	*	*	*	*		52	2
P F		SCREW, CAP, HEXAGON HEAD S102A (15434)	A	EA	1	*	*	*	*	*	*	*	*		52	3
P F	2910-506-4869	SEAL, DYNASEAL WASHER 106943 (15434)	A	EA	1	*	*	*	*	*	*	*	*		52	4
P2 F	2910-821-1937	ADAPTER 126119 (15434)	A	EA	1	*	*	*	*	*	*	*	*		52	5
P2 F	5330-951-3538	RING, SEALING 154087 (15434)	A	EA	1	*	*	*	*	*	*	*	*		52	6
P2 F		RING, SEALING 154086 (15434)	A	EA	1	*	*	*	*	*	*	*	*		52	7
P F	2990-898-1367	CAP, FILTER 133374 (15434)	A	EA	1	*	*	*	*	*	*	*	*		52	8
P2 F	5330-062-4390	SEAL, FILTER CAP 147901 (15434)	A	EA	1	*	*	*	*	*	*	*	*		52	9
P2 F	2910-597-4570	SPRING, FILTER 70700 (15434)	A	EA	1	*	*	*	*	*	*	*	*		52	10
P F		SCREEN, FILTER 200743 (15434)	A	EA	1	*	*	*	*	*	*	*	*		52	11
P2 F	5330-297-7275	O RING 70775 (15434)	A	EA	1	*	*	*	*	*	*	*	*		52	12
P2 F	2910-472-7094	RETAINER, RING 138806 (15434)	A	EA	1	*	*	*	*	*	*	*	*		52	13
P F		SCREEN, FILTER 200743 (15434)	A	EA	1	*	*	*	*	*	*	*	*		52	14
P F	2815-716-6580	PLUG, PIPE 68606 (15434)	A	EA	1	*	*	*	*	*	*	*	*		52	15
P F	4730-404-2934	PLUG, PIPE S965E (15434)	A	EA	1	*	*	*	*	*	*	*	*		52	16
P2 F		LINK, THROTTLE LEVER 173709 (15434)	A	EA	1	*	*	*	*	*	*	*	*		52	17
P F		SPRING, THROTTLE RETURN 203762 (15434)	A	EA	1	*	*	*	*	*	*	*	*		52	18
P2 F		BLOCK, THROTTLE CONTROL 69335 (15434)	A	EA	1	*	*	*	*	*	*	*	*		52	19
P F		PIN, TAPER S502 (15434)	A	EA	1	*	*	*	*	*	*	*	*		52	20
P F		WASHER, PLAIN 146157 (15434)	A	EA	1	*	*	*	*	*	*	*	*		52	21

(1)	(2)	(3)	(4)	(5)	(6)			(7)			(8)	(9)	(10)		
SMR	FEDERAL	DESCRIPTION			30-DAY DS MAINT			30-DAY GS MAINT			1-YR	DEPOT	ILLUS-		
CODE	STOCK		USABLE	UNIT	QTY	(a)	(b)	(c)	(a)	(b)	(c)	ALW	MAINT	TRATION	
NUMBER	NUMBER	REF NUMBER & MFR CODE	ON	OF	INC	1-20	21-50	51-100	1-20	21-50	51-100	PER	PER	FIG.	ITEM
			CODE	MEAS	IN	UNIT						100	100	NO.	NO.
												EQUIP	EQUIP		
P F		SETSCREW S1550 (15434)	A	EA	1	*	*	*	*	*	*	*	*	52	22
P2 F	2815-444-7005	BLOCK, LEVER SWIRL 103263 (15434)	A	EA	1	*	*	*	*	*	*	*	*	52	23
P F		WASHER, PLAIN 146157 (15434)	A	EA	1	*	*	*	*	*	*	*	*	52	24
P F	5310-971-7989	NUT, LEVER CAPSCREW MS35691-5 (96906)	A	EA	1	*	*	*	*	*	*	*	*	52	25
P F	5310-562-6552	WASHER, LOCK S600 (15434)	A	EA	1	*	*	*	*	*	*	*	*	52	26
P F	5310-141-1795	WASHER, PLAIN AN960-416 (88044)	A	EA	1	*	*	*	*	*	*	*	*	52	27
X2 F		LEVER, THROTTLE 138629 (15434)	A	EA	1									52	28
P F	5310-141-1795	WASHER, PLAIN AN960-416 (88044)	A	EA	1	*	*	*	*	*	*	*	*	52	29
P F	5305-493-3959	SCREW, CAP, HEXAGON HEAD: LEVER S1598 (15434)	A	EA	1	*	*	*	*	*	*	*	*	52	30
P F	5310-716-4975	NUT, ADJUSTING SCREW 110058 (15434)	A	EA	1	*	*	*	*	*	*	*	*	52	31
P F	5310-735-7460	WASHER, ADJUSTING 112408 (15434)	A	EA	2	*	*	*	*	*	*	*	*	52	32
P F	5310-971-7989	NUT, ADJUSTING SCREW MS35691-5 (96906)	A	EA	1	*	*	*	*	*	*	*	*	52	33
P F	5305-550-4710	SETSCREW, ADJUSTING 109918 (15434)	A	EA	1	*	*	*	*	*	*	*	*	52	34
P F	5310-716-4975	NUT, ADJUSTING SCREW 110058 (15434)	A	EA	1	*	*	*	*	*	*	*	*	52	35
P F	5310-735-7460	WASHER, ADJUSTING SCREW 112408 (15434)	A	EA	2	*	*	*	*	*	*	*	*	52	36
P F	5310-971-7989	NUT, ADJUSTING SCREW MS35691-5 (96906)	A	EA	1	*	*	*	*	*	*	*	*	52	37
P F	5305-550-4710	SETSCREW, ADJUSTING 109918 (15434)	A	EA	1	*	*	*	*	*	*	*	*	52	38
P F		SCREW, CAP, HEXAGON HEAD: S184C (15434)	A	EA	4	*	*	*	*	*	*	*	*	52	39
P F	5310-484-1718	WASHER, LOCK 181466 (15434)	A	EA	4	*	*	*	*	*	*	*	*	52	40
P F	5310-141-1795	WASHER, PLAIN AN960-416 (88044)	A	EA	4	*	*	*	*	*	*	*	*	52	41
P2 F		HOUSING AR51433 (15434)	A	EA	1	*	*	*	*	*	*	*	*	52	42
P2 F		PLUNGER, GOVERNOR 154460 (15434)	A	EA	1	*	*	*	*	*	*	*	*	52	43

(1)	(2)	(3)	(4)	(5)	(6)	(7)	(8)	(9)	(10)
SMR	FEDERAL	DESCRIPTION			30-DAY DS MAINT	30-DAY GS MAINT	1-YR	DEPOT	ILLUS-
CODE	STOCK		USABLE	UNIT	ALLOWANCE	ALLOWANCE	ALW	MAINT	TRATION
	NUMBER	REF NUMBER & MFR CODE	ON	OF	(a) (b) (c)	(a) (b) (c)	PER	ALW	(a) (b)
			CODE	MEAS	QTY INC IN UNIT	1-20 21-50 51-100	100 EQUIP	100 PER	FIG. ITEM
						1-20 21-50 51-100	CNTGY	EQUIP	NO. NO.
P2 F	5365-263-5954	RING, SNAP 148367 (15434)	A	EA	1	* * *	* * *	* * *	52 44
P2 F	2990-567-4367	PLUNGER, GOVERNOR SPRING 70820 (15434)	A	EA	1	* * *	* * *	* * *	52 45
P2 F	2910-913-9743	SPRING, IDLE 153240 (15434)	A	EA	1	* * *	* * *	* * *	52 46
P2 F		RETAINER, GOVERNOR SPRING 70793 (15434)	A	EA	1	* * *	* * *	* * *	52 47
P2 F	2910-734-3453	HOUSING, SPRING BACK 108384 (15434)	A	EA	1	* * *	* * *	* * *	52 48
P F	5365-598-1070	RING, SNAP 70823 (15434)	A	EA	1	* * *	* * *	* * *	52 49
P2 F		SPRING, GOVERNOR 109687 (15434)	A	EA	1	* * *	* * *	* * *	52 50
P2 F	2990-550-8127	SHIM, GOVERNOR 70811B (15434)	A	EA	1	* * *	* * *	* * *	52 51
P2 F	2910-711-5372	PLUNGER, THROTTLE 70836 (15434)	A	EA	1	* * *	* * *	* * *	52 52
P2 F	5365-252-8939	SHIM, GOVERNOR SPRING 148426 (15434)	A	EA	1	* * *	* * *	* * *	52 53
P2 F		O RING 145544 (15434)	A	EA	1	* * *	* * *	* * *	52 54
P2 F		PLATE, ADAPTER 148254 (15434)	A	EA	1	* * *	* * *	* * *	52 55
P2 F	5330-562-1176	GASKET, COVER 70705 (15434)	A	EA	1	* * *	* * *	* * *	52 56
P F	5305-899-8054	SETSCREW, THROTTLE SHAFT 70813 (15434)	A	EA	1	* * *	* * *	* * *	52 57
P2 F	2910-773-2108	STOP, THROTTLE 70834 (15434)	A	EA	1	* * *	* * *	* * *	52 58
P2 F	2910-567-4368	SHAFT, THROTTLE 70835 (15434)	A	EA	1	* * *	* * *	* * *	52 59
P2 F	5330-664-1055	O RING, THROTTLE SHAFT 70415 (15434)	A	EA	2	* * *	* * *	* * *	52 60
P2 F	3120-569-1113	BUSHING 70812 (15434)	A	EA	2	* * *	* * *	* * *	52 61
P2 F		COVER AND BUSHING AR51430 (15434)	A	EA	1	* * *	* * *	* * *	52 62
P F	5305-797-2455	SCREW, CAP, HEXAGON HEAD S172C (15434)	A	EA	4	* * *	* * *	* * *	52 63
P F	5310-141-1795	WASHER, PLAIN AN960-416 (88044)	A	EA	4	* * *	* * *	* * *	52 64
P2 F		COVER 144660 (15434)	A	EA	1	* * *	* * *	* * *	52 65

(1)	(2)	(3)	(4)	(5)	(6)			(7)			(8)	(9)	(10)		
SMR	FEDERAL	DESCRIPTION	USABLE ON CODE	UNIT OF MEAS	QTY INC IN UNIT	30-DAY DS MAINT ALLOWANCE			30-DAY GS MAINT ALLOWANCE			1-YR	DEPOT	ILLUS- TRATION	
CODE	STOCK NUMBER	REF NUMBER & MFR CODE				(a)	(b)	(c)	(a)	(b)	(c)	ALW	MAINT	(a)	(b)
						1-20	21-50	51-100	1-20	21-50	51-100	PER 100 EQUIP CNTGY	ALW 100 EQUIP	FIG. NO.	ITEM NO.
P2 F	5330-809-3276	O RING 139988 (15434)	A	EA	1	*	*	*	*	*	*	*	*	52	66
P2 F	2910-951-3536	DIAPHRAGM 202897 (15434)	A	EA	1	*	*	*	*	*	*	*	*	52	67
P2 F	5330-809-2667	O RING 100099 (15434)	A	EA	1	*	*	*	*	*	*	*	*	52	68
P2 F		BODY 144623 (15434)	A	EA	1	*	*	*	*	*	*	*	*	52	69

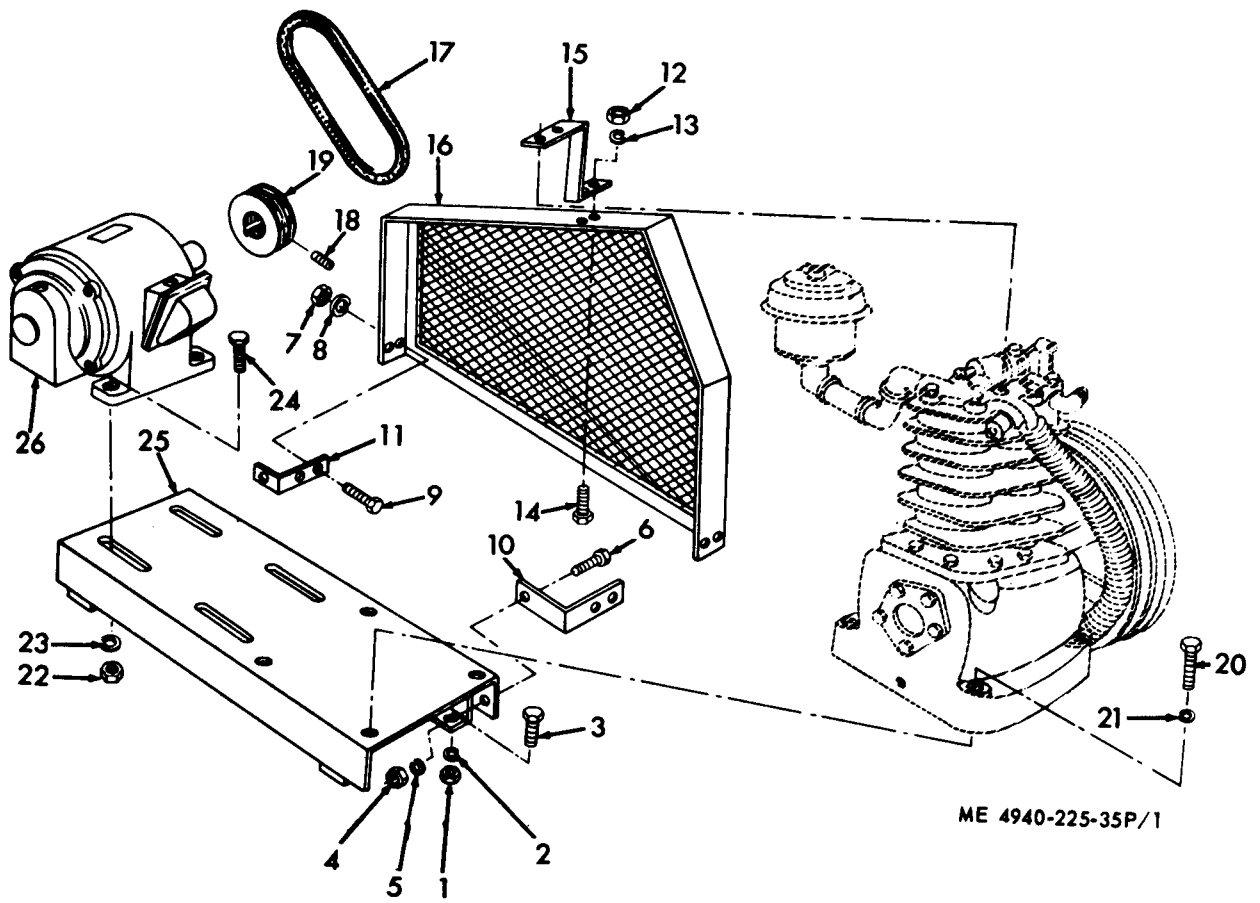
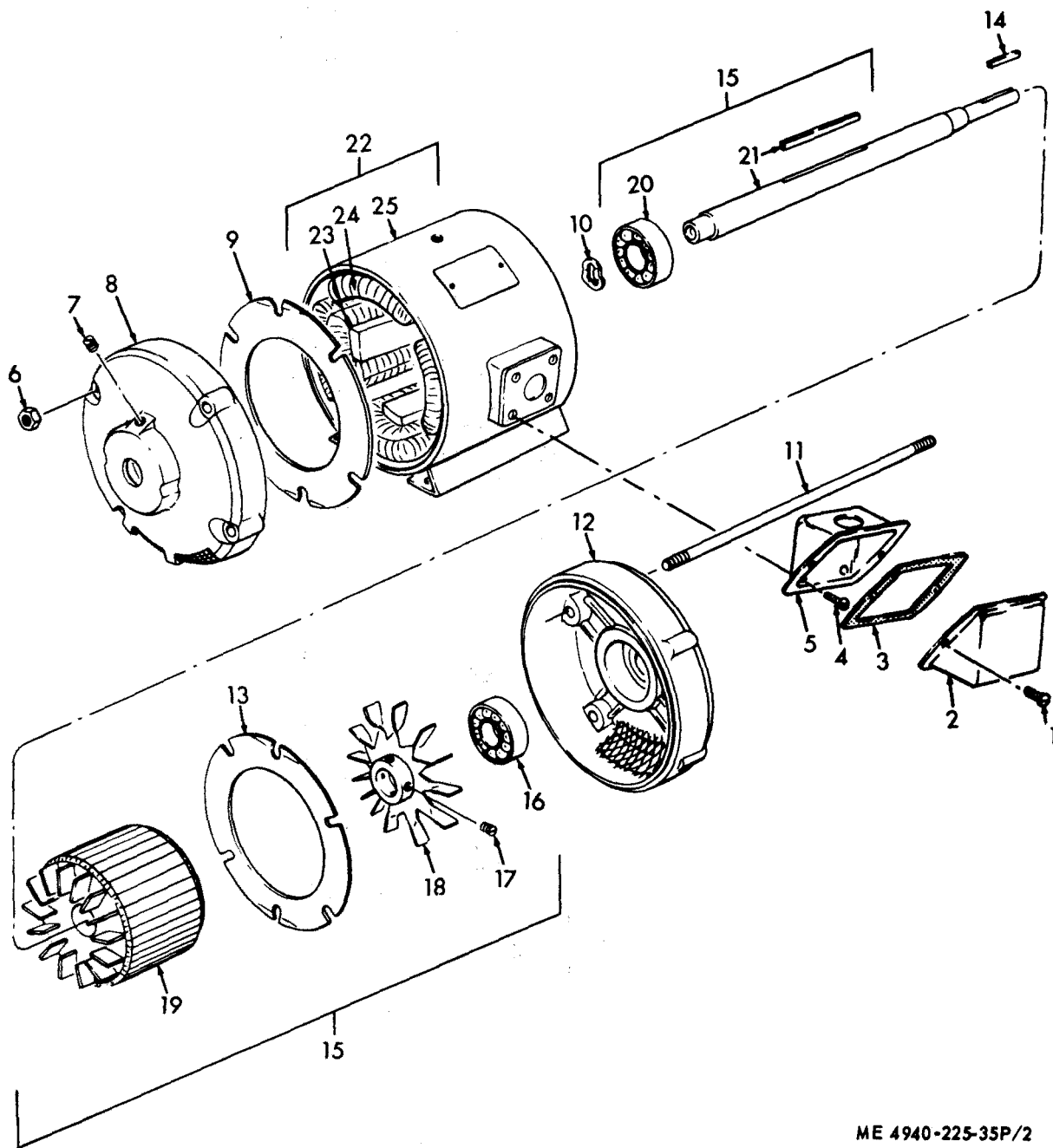


Figure 1. Air Compressor, Motor and Base



ME 4940-225-35P/2

Figure 2. Compressor Motor

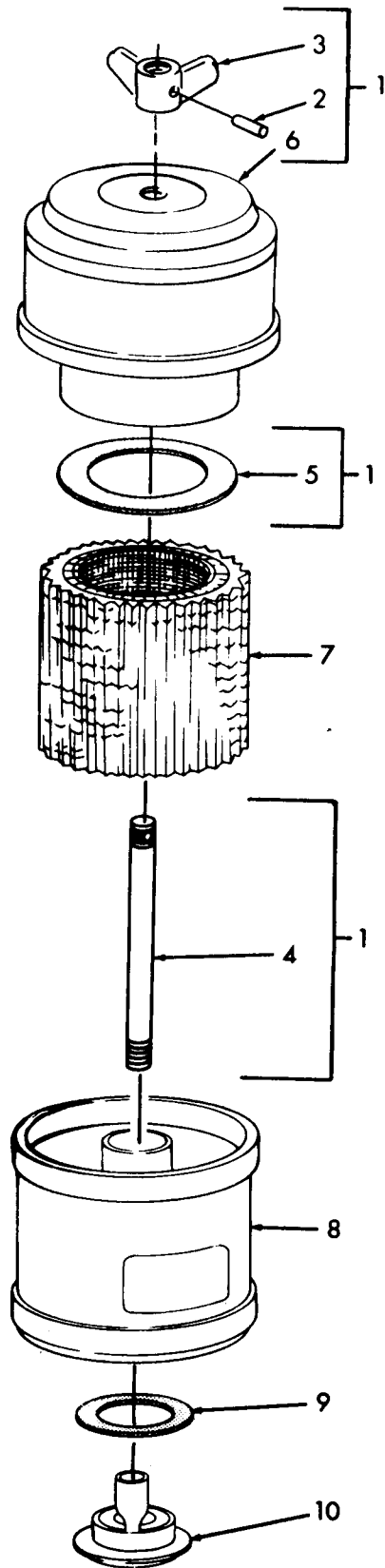
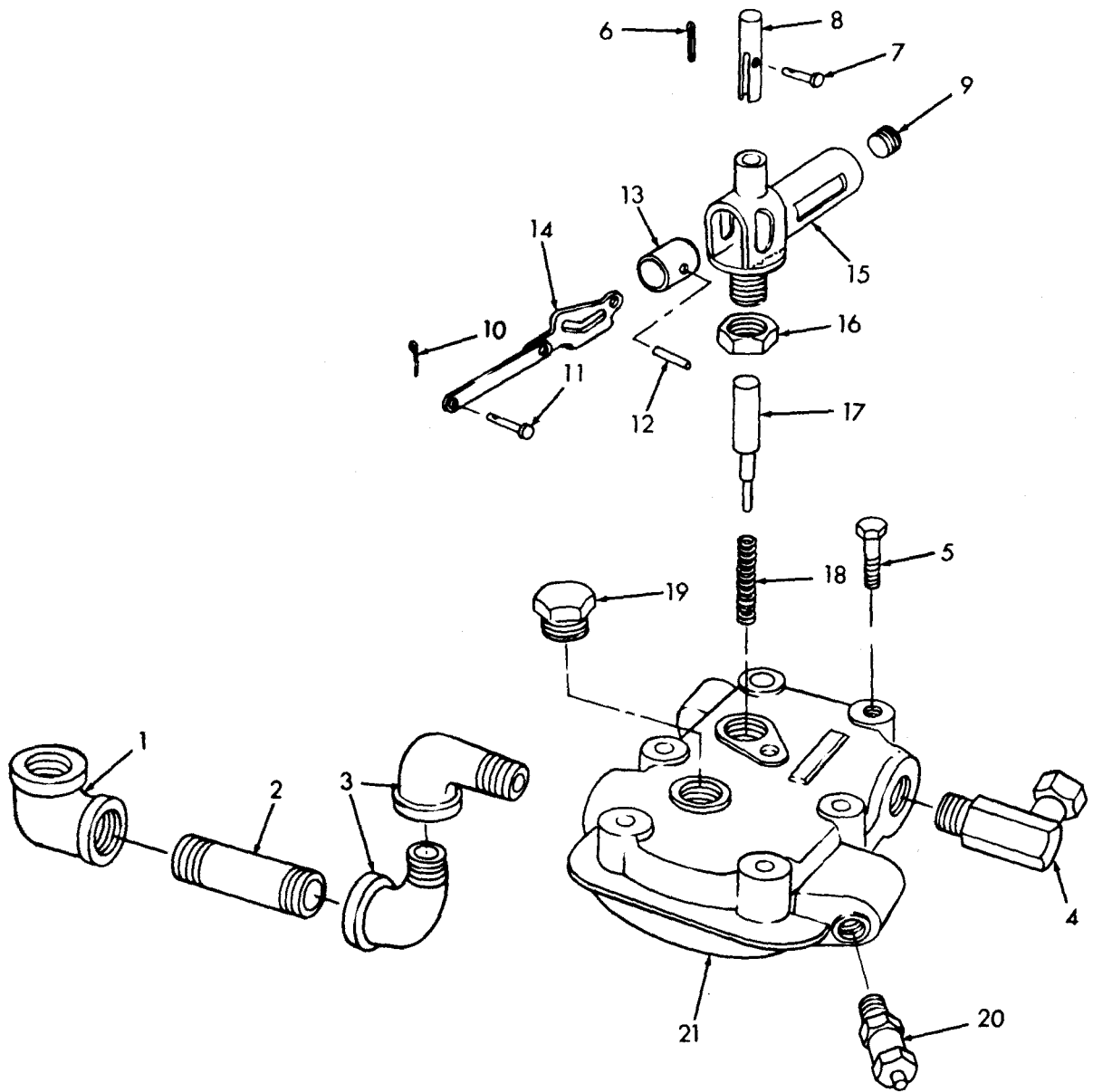


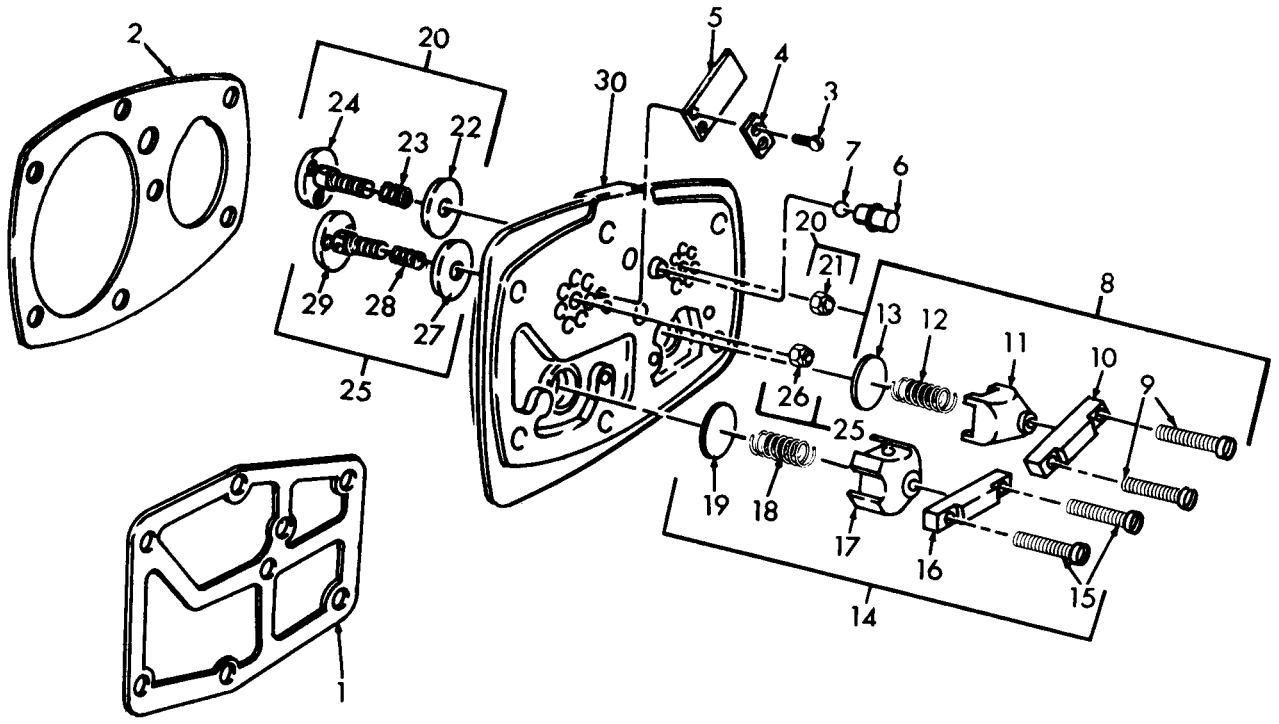
Figure 3. Air Cleaner

ME 4940-225-35P/3



ME 4940-225-35P/4

Figure 4. Unloader Valve



ME 4940-225-35P/5

Figure 5. Valve Plate

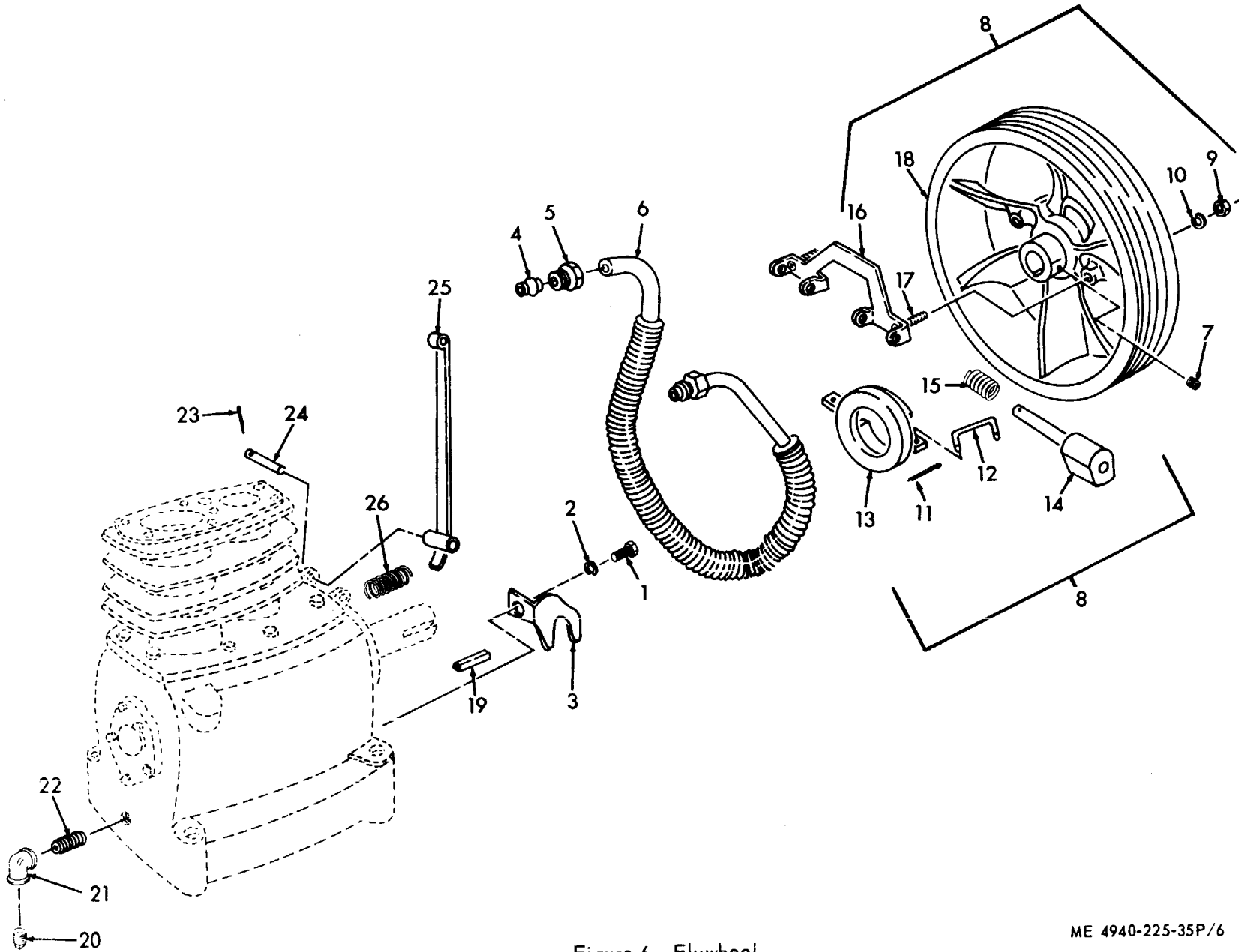
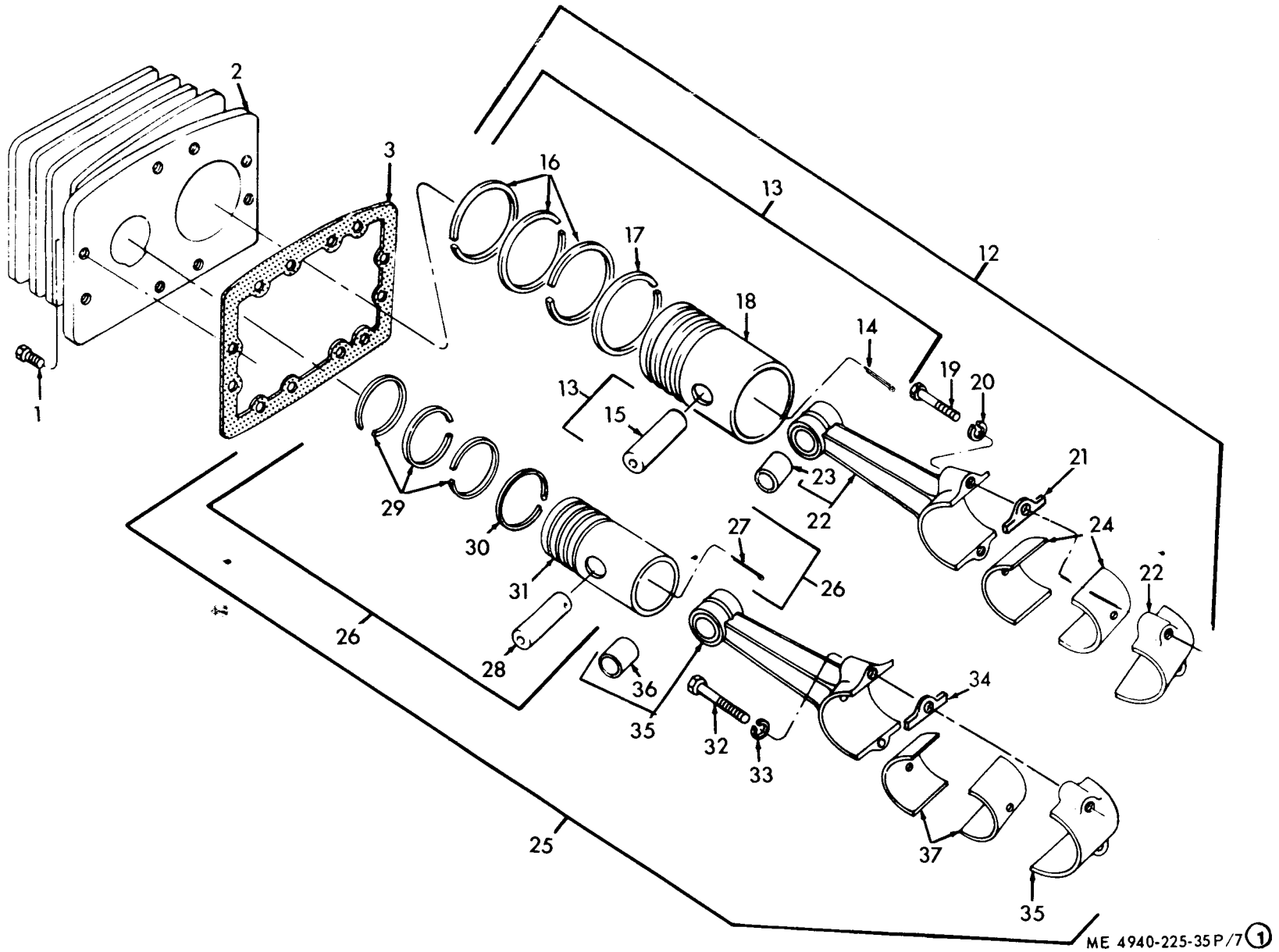


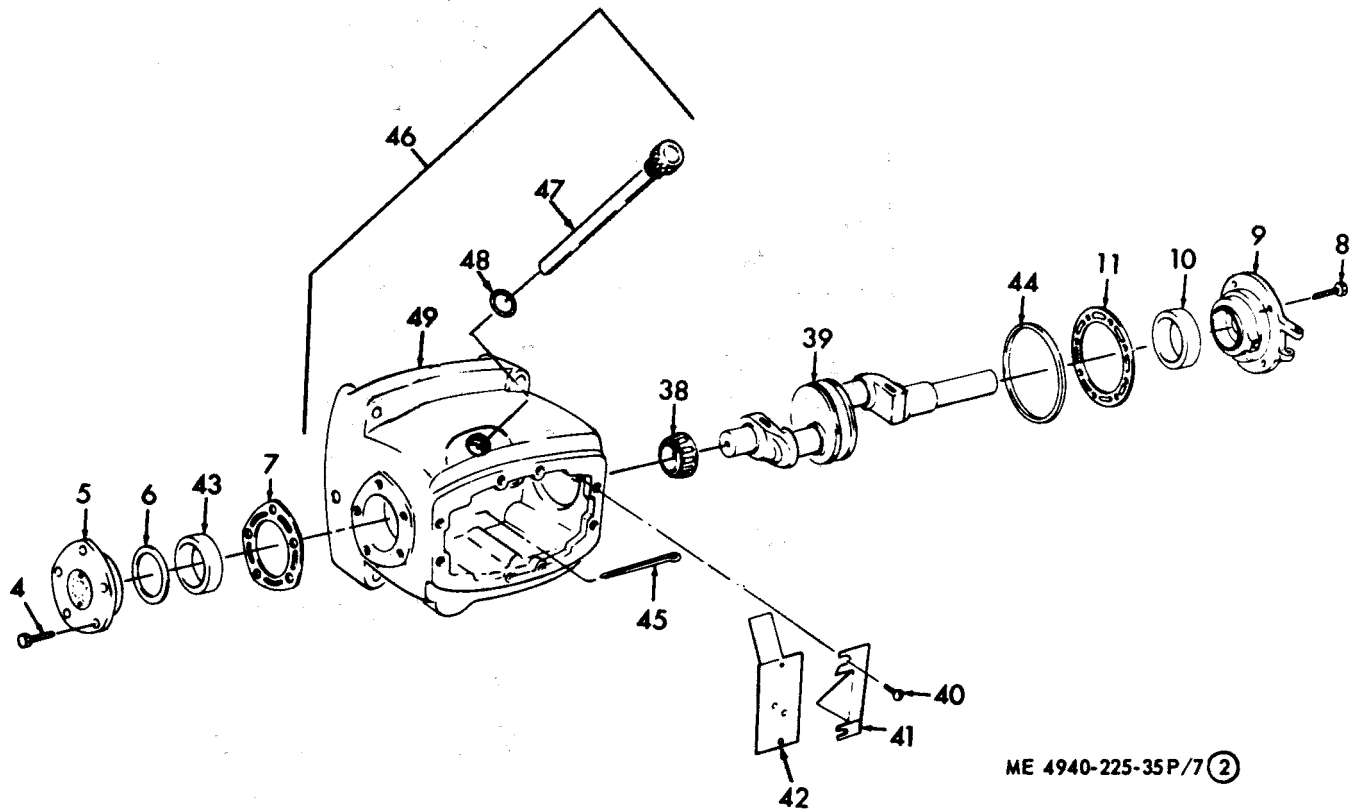
Figure 6. Flywheel

ME 4940-225-35P/6



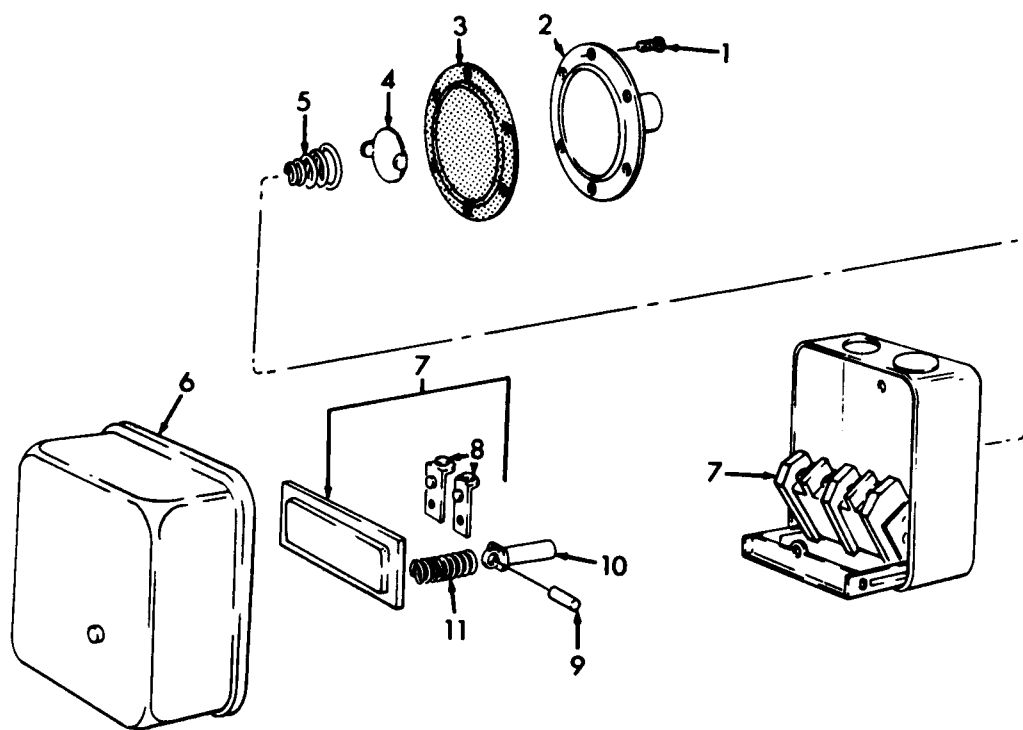
ME 4940-225-35P/7 ①

Figure 7. (1) Cylinder, Crankshaft and Crankcase



ME 4940-225-35P/7 (2)

Figure 7. (2) Cylinder, Crankshaft and Crankcase



ME 4940-225-35P/8

Figure 8. Pressure Switch

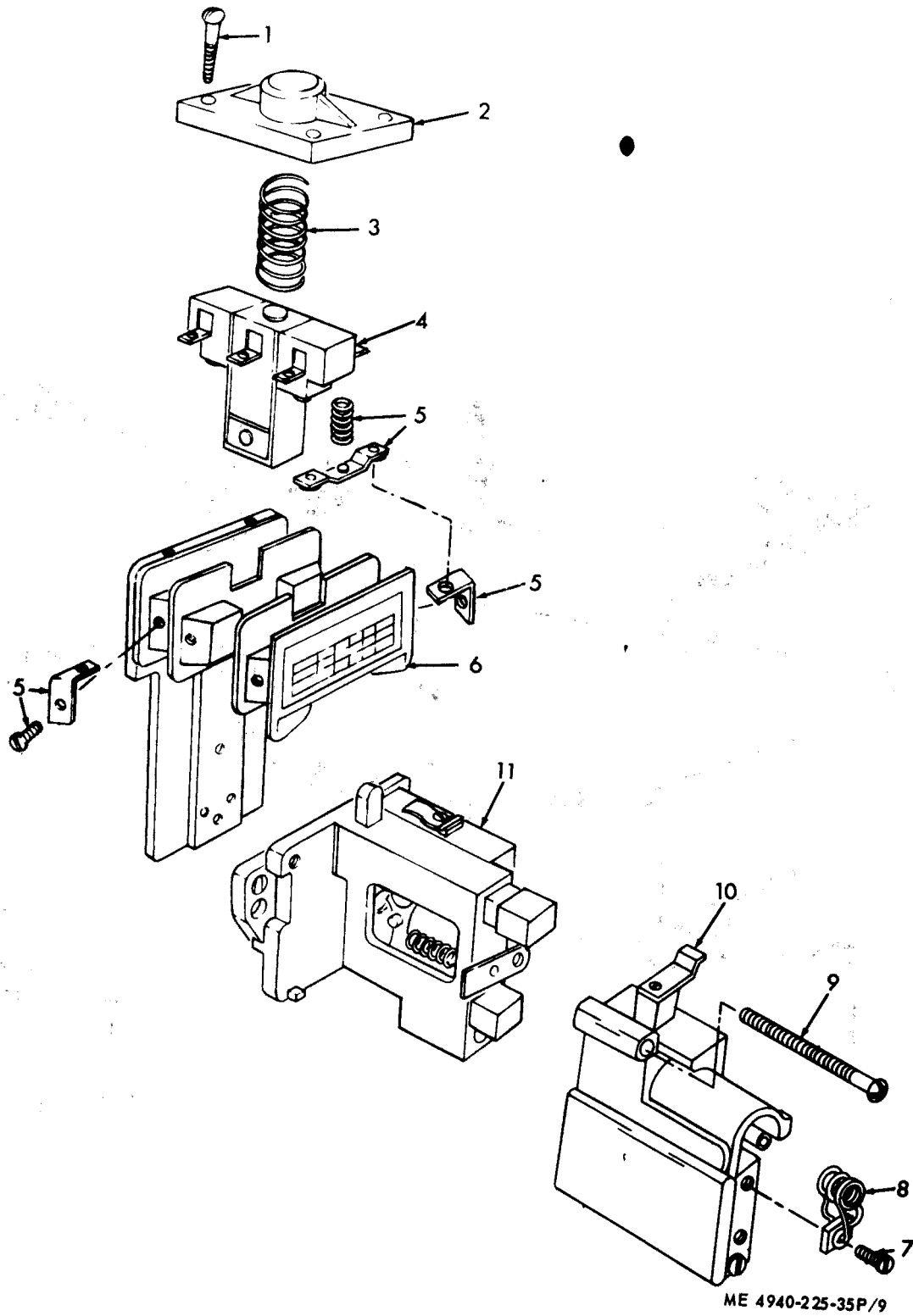
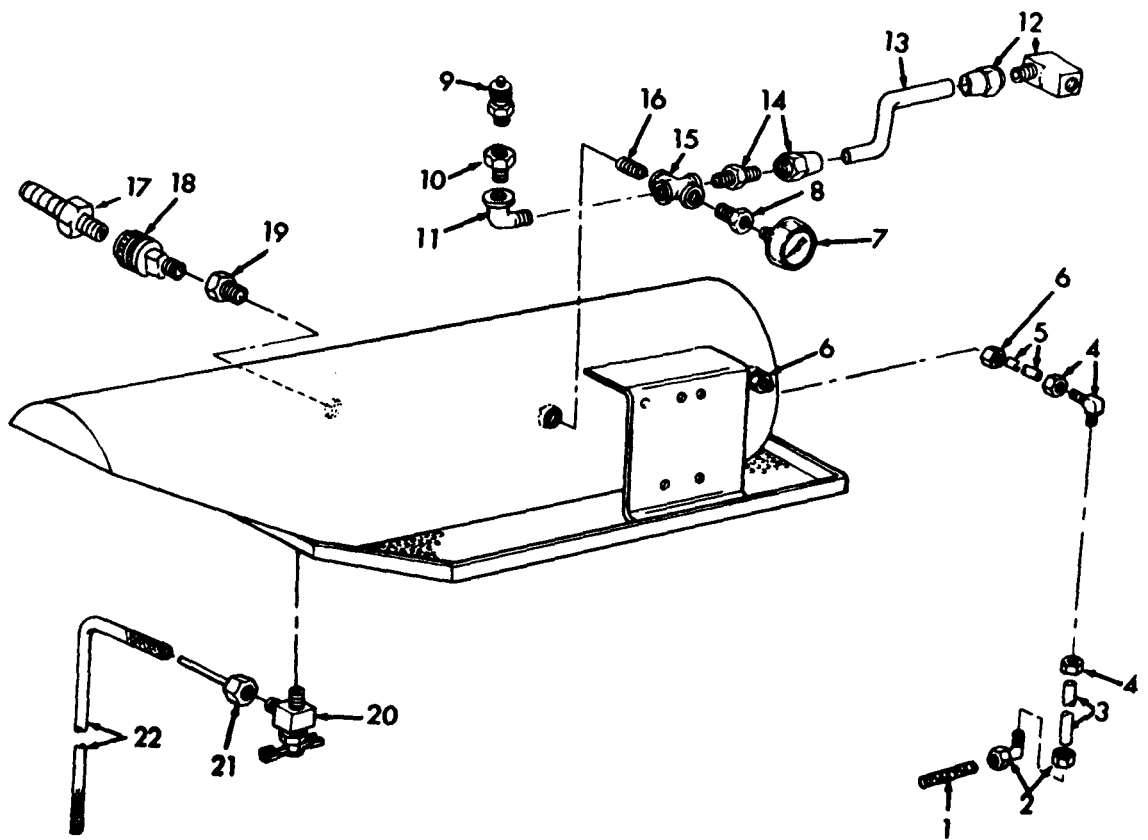


Figure 9. Compressor Start Switch



ME 4940-225-35P/10

Figure 10. Compressor Gauge and Lines

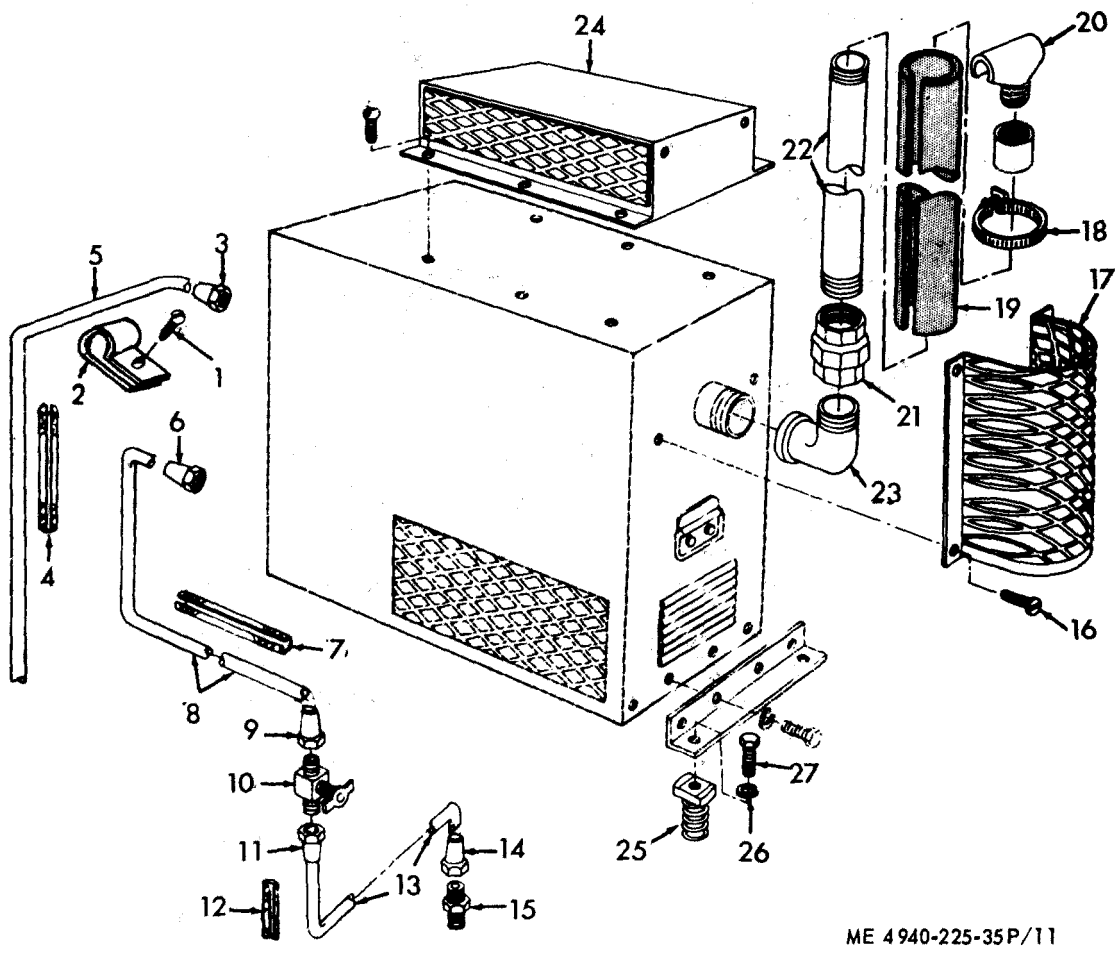
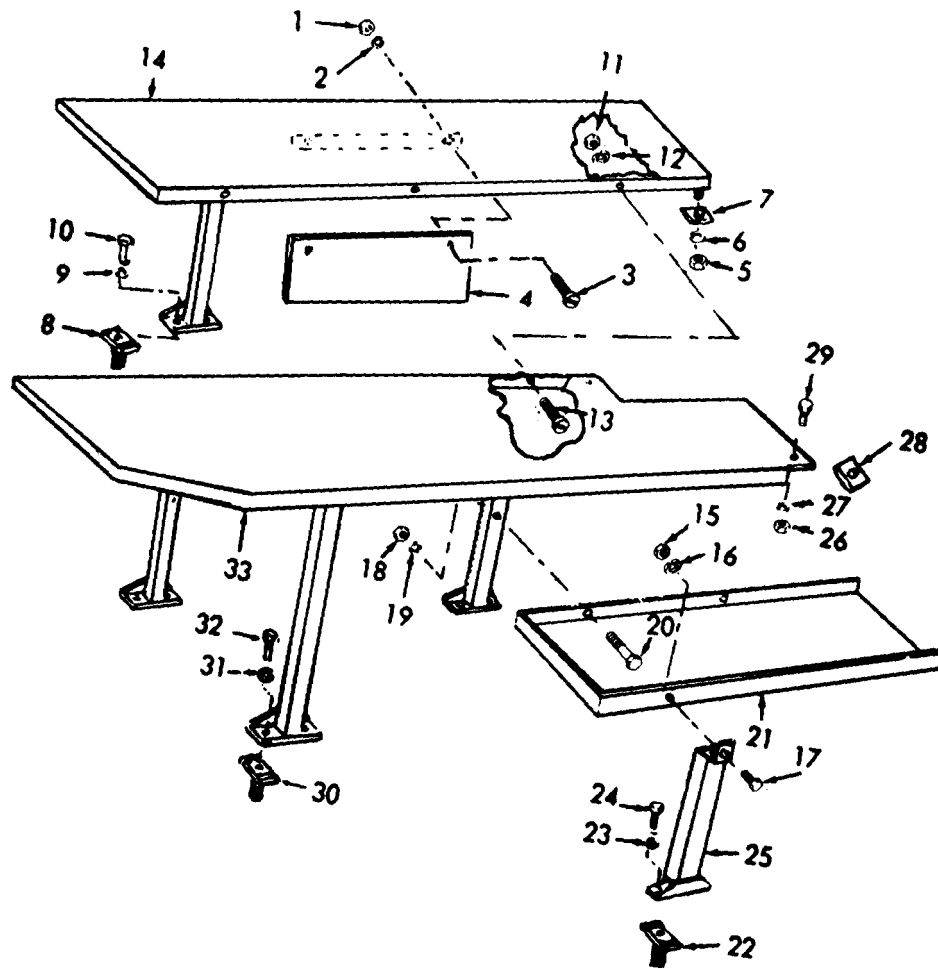


Figure 11. Heater and Exhaust



ME 4940-225-35p/12

Figure 12. Welder and Lathe Tables

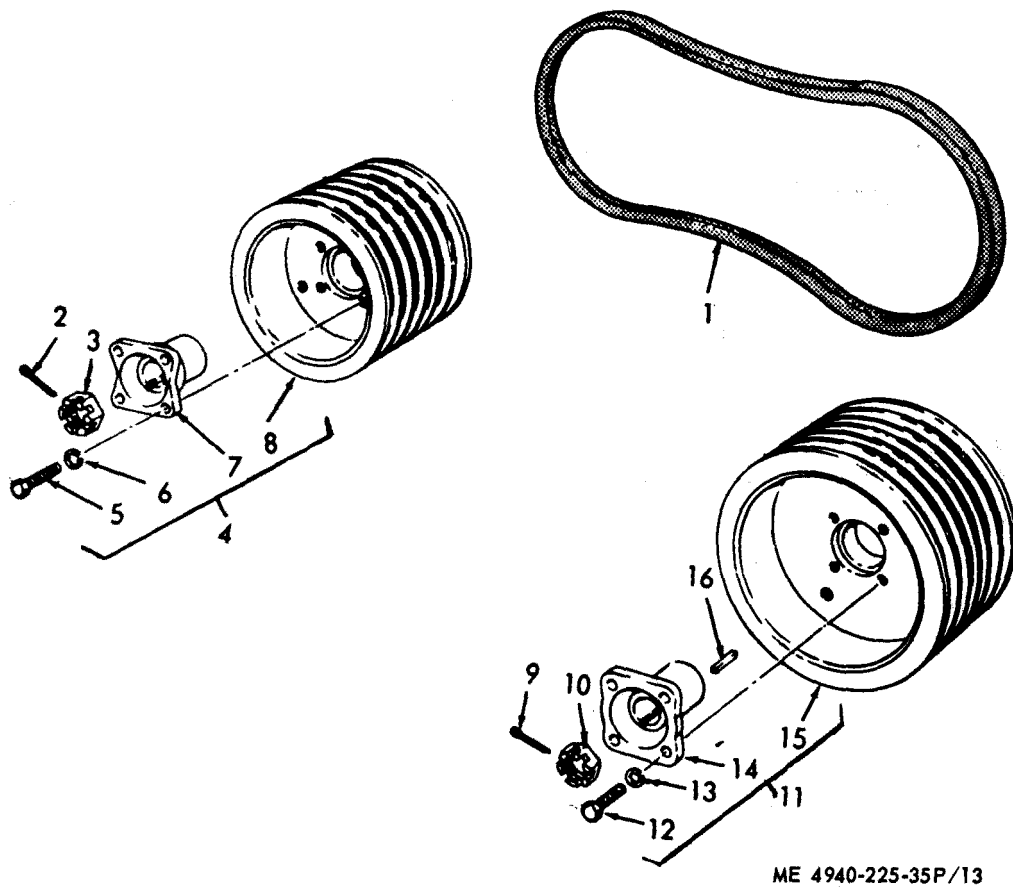


Figure 13. Drive Sheaves

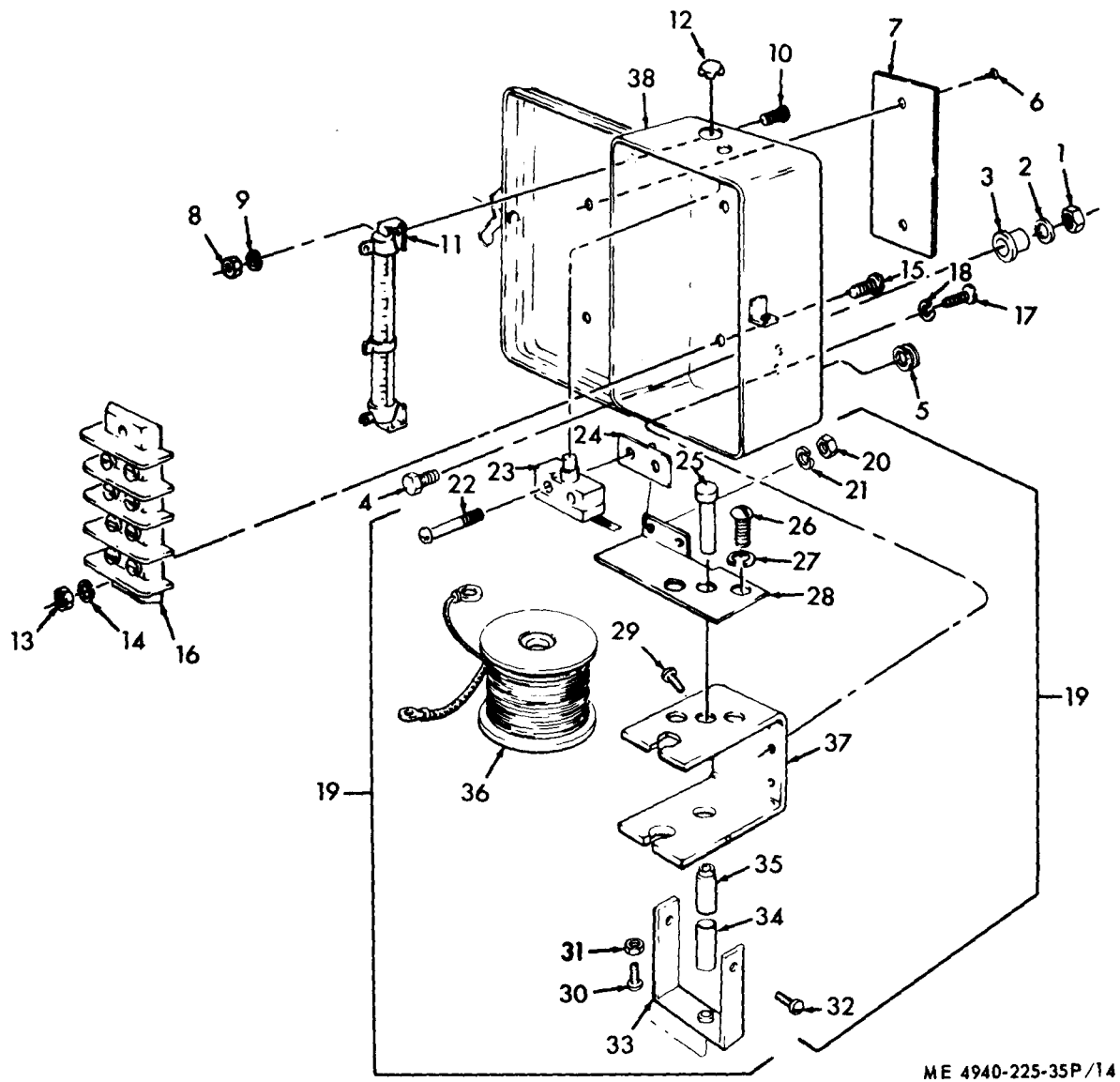
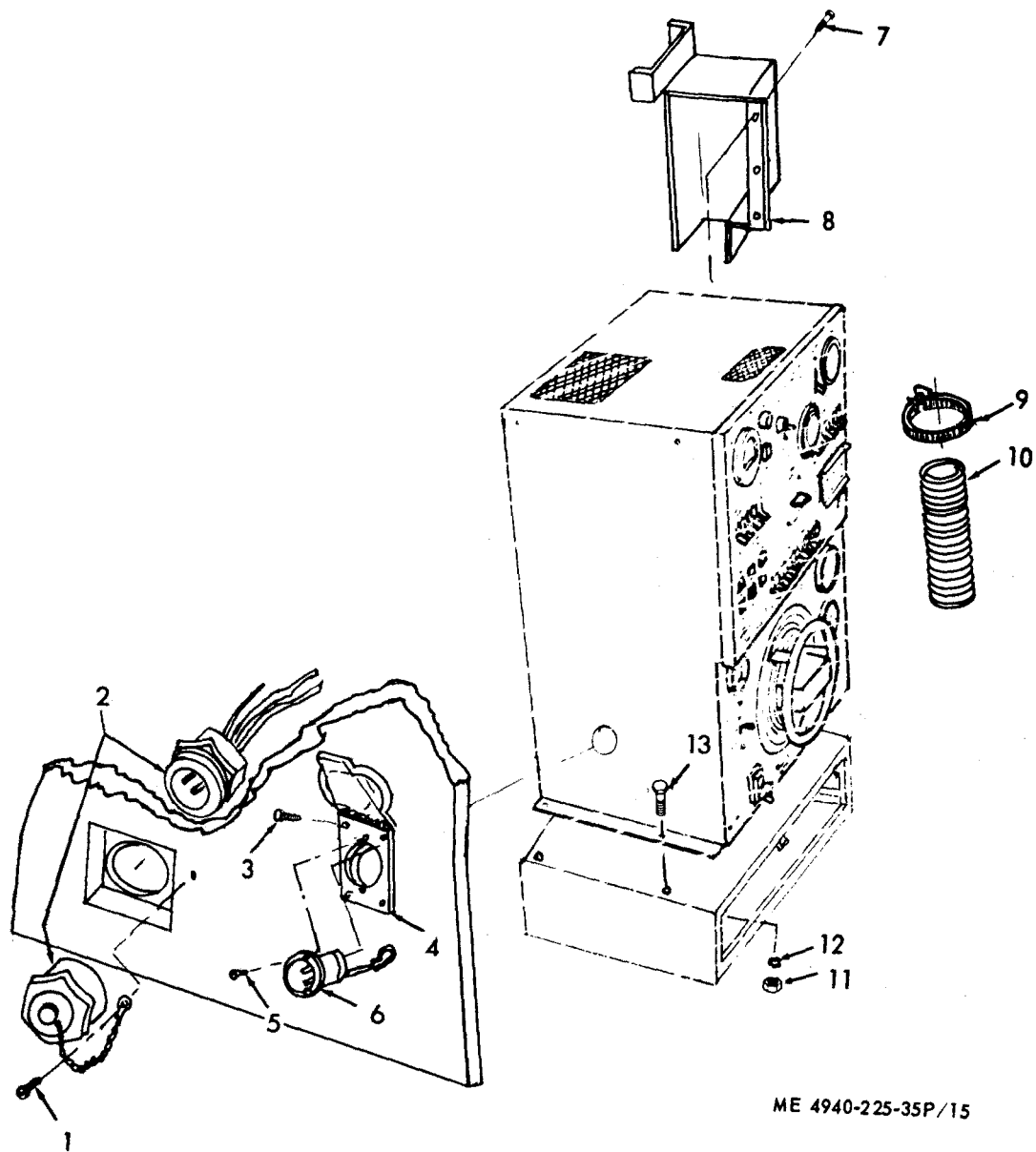
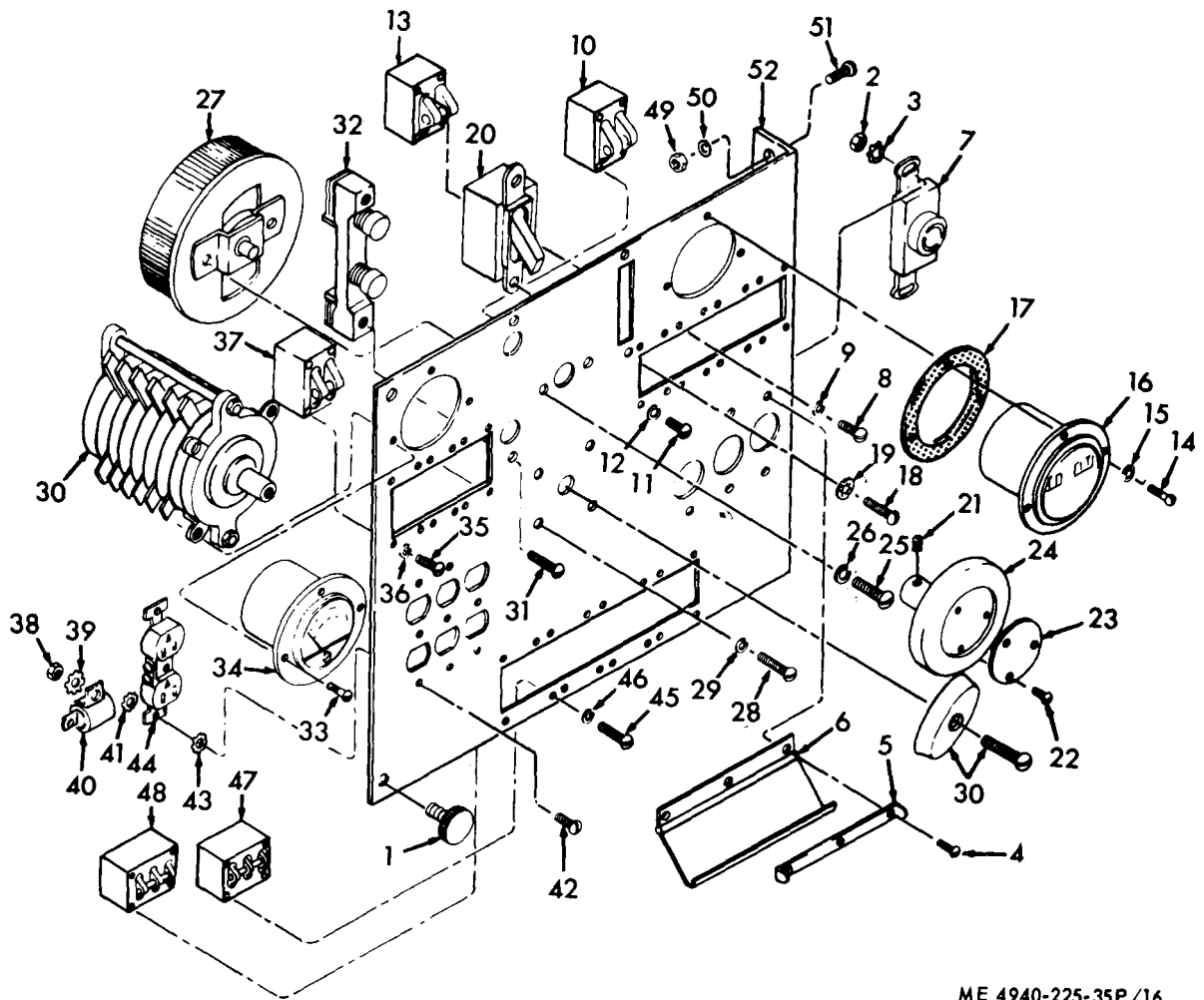


Figure 14. Overspeed Relay



ME 4940-225-35P/15

Figure 15. Control Cubicle



ME 4940-225-35P/16

Figure 16. Upper Control Panel

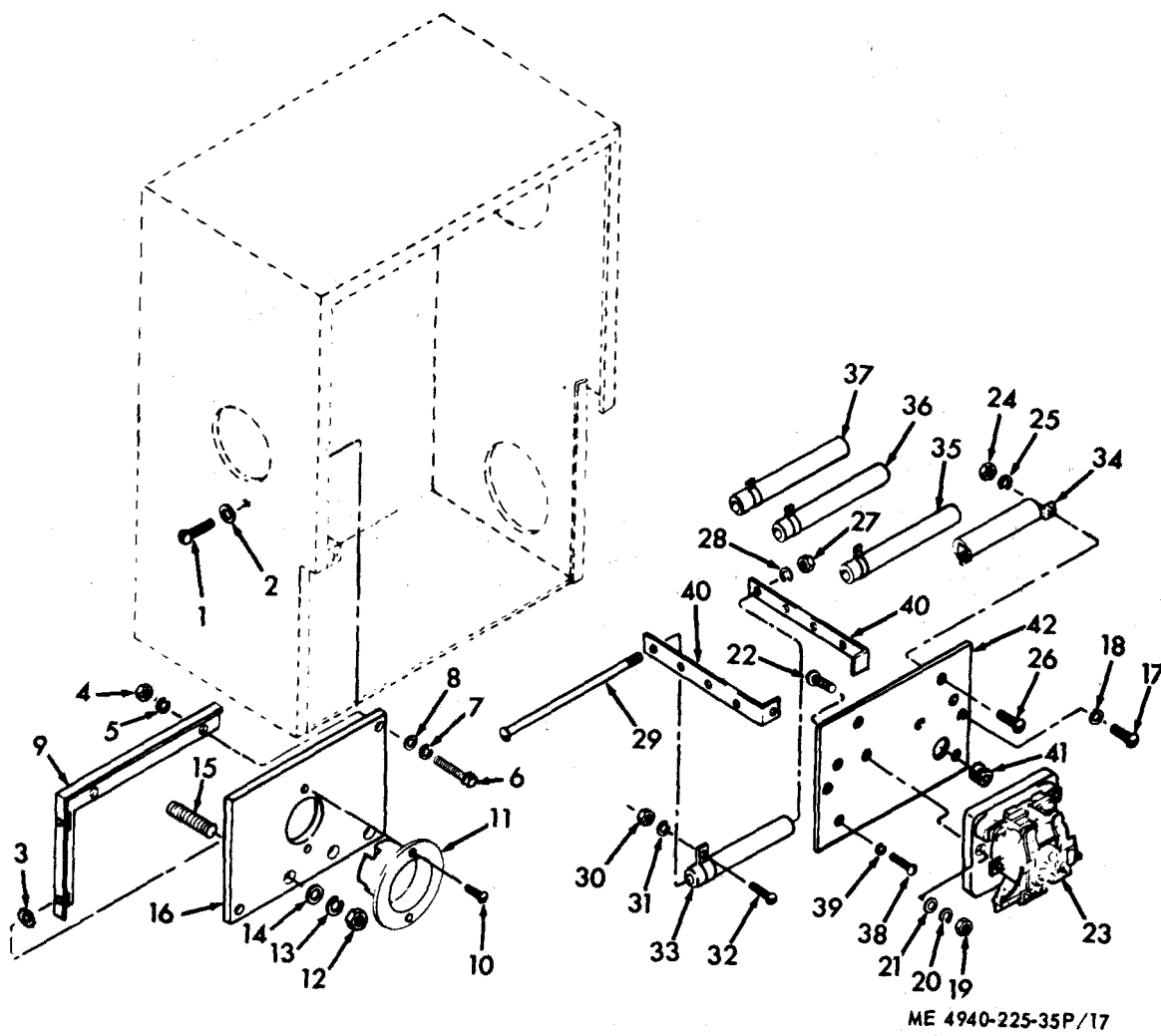


Figure 17. Relays and Emergency Power

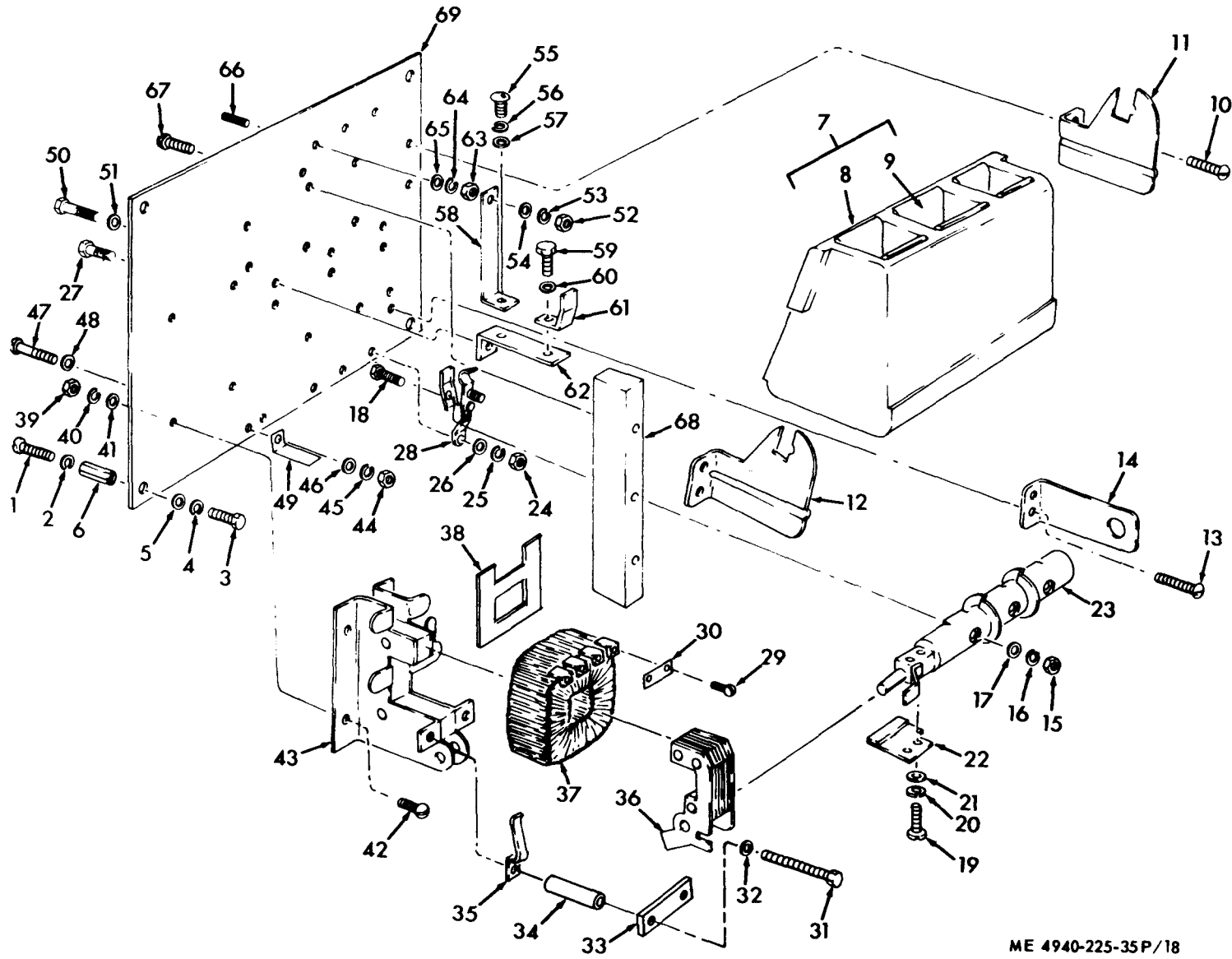
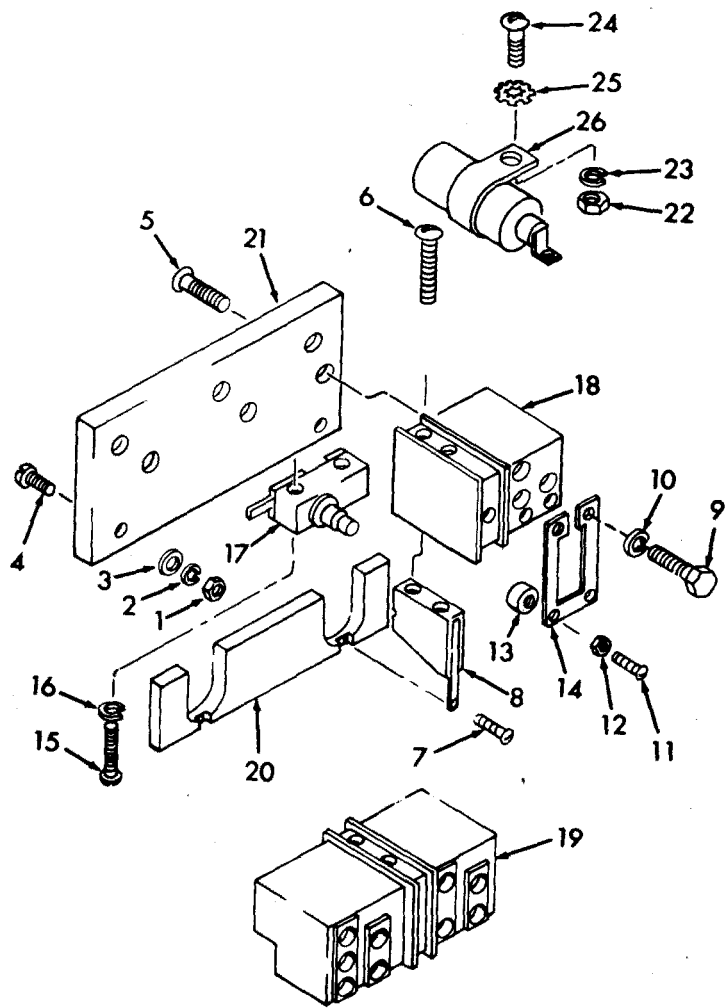


Figure 18. Contactor

ME 4940-225-35P/18



ME 4940-225-35P/19

Figure 19. Overload Switch

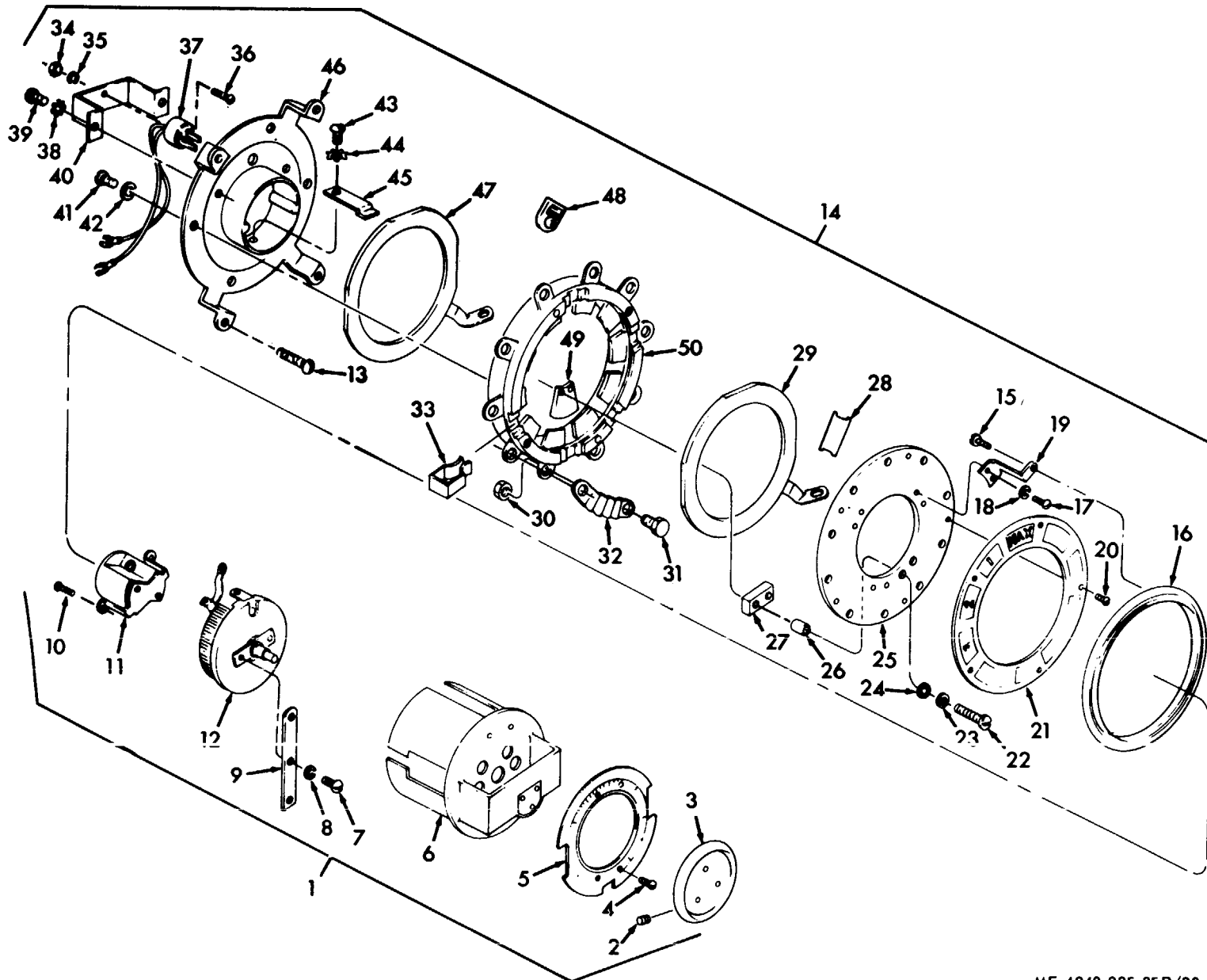


Figure 20. Rotary Switch

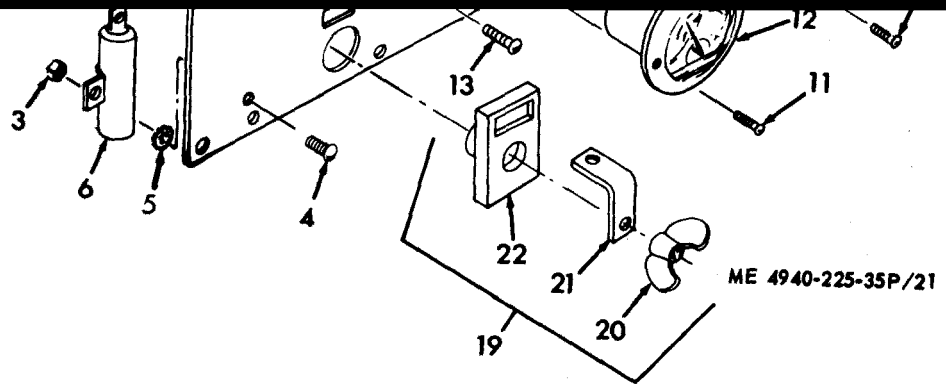



Figure 21. Lower Control Panel

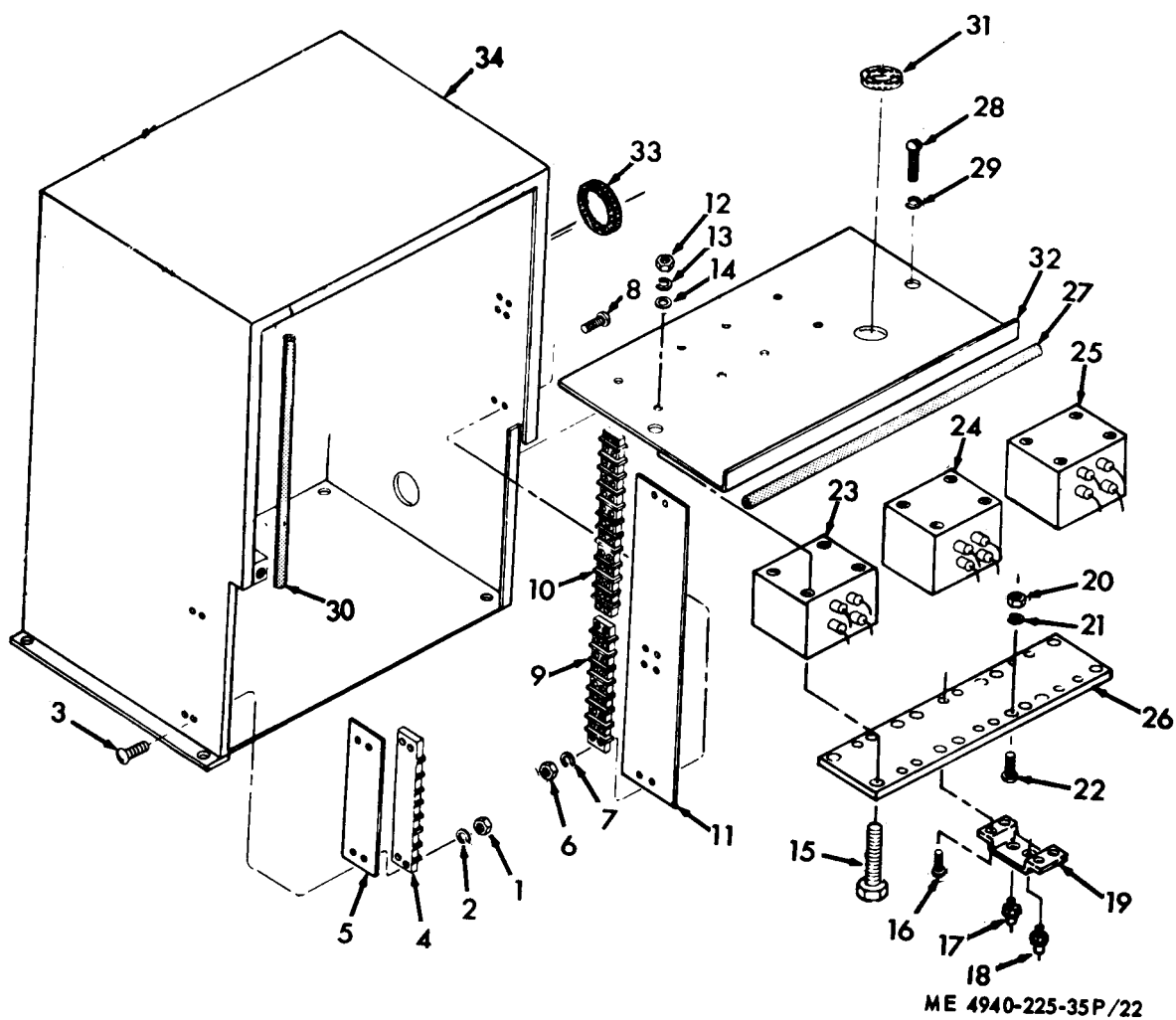
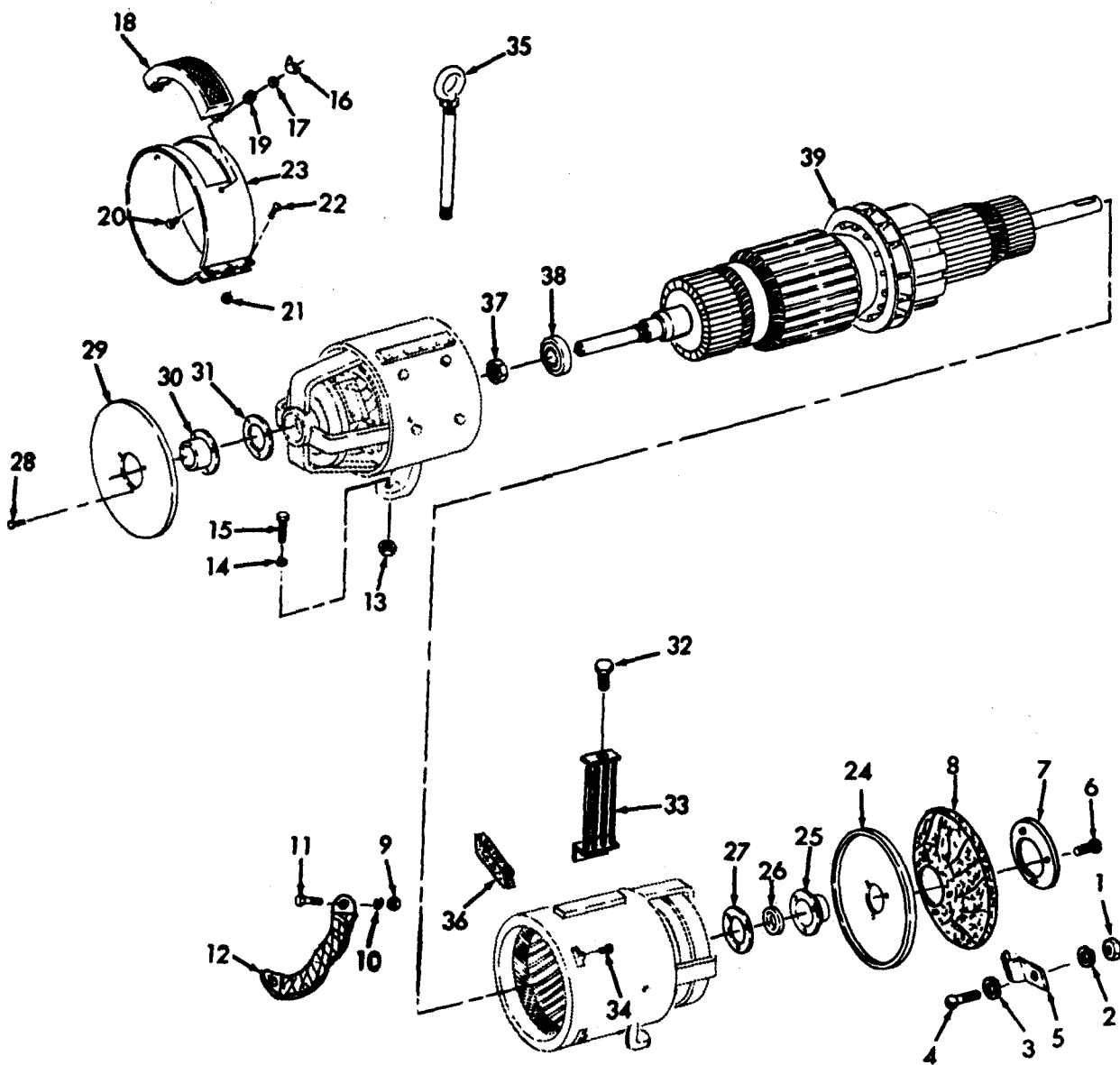
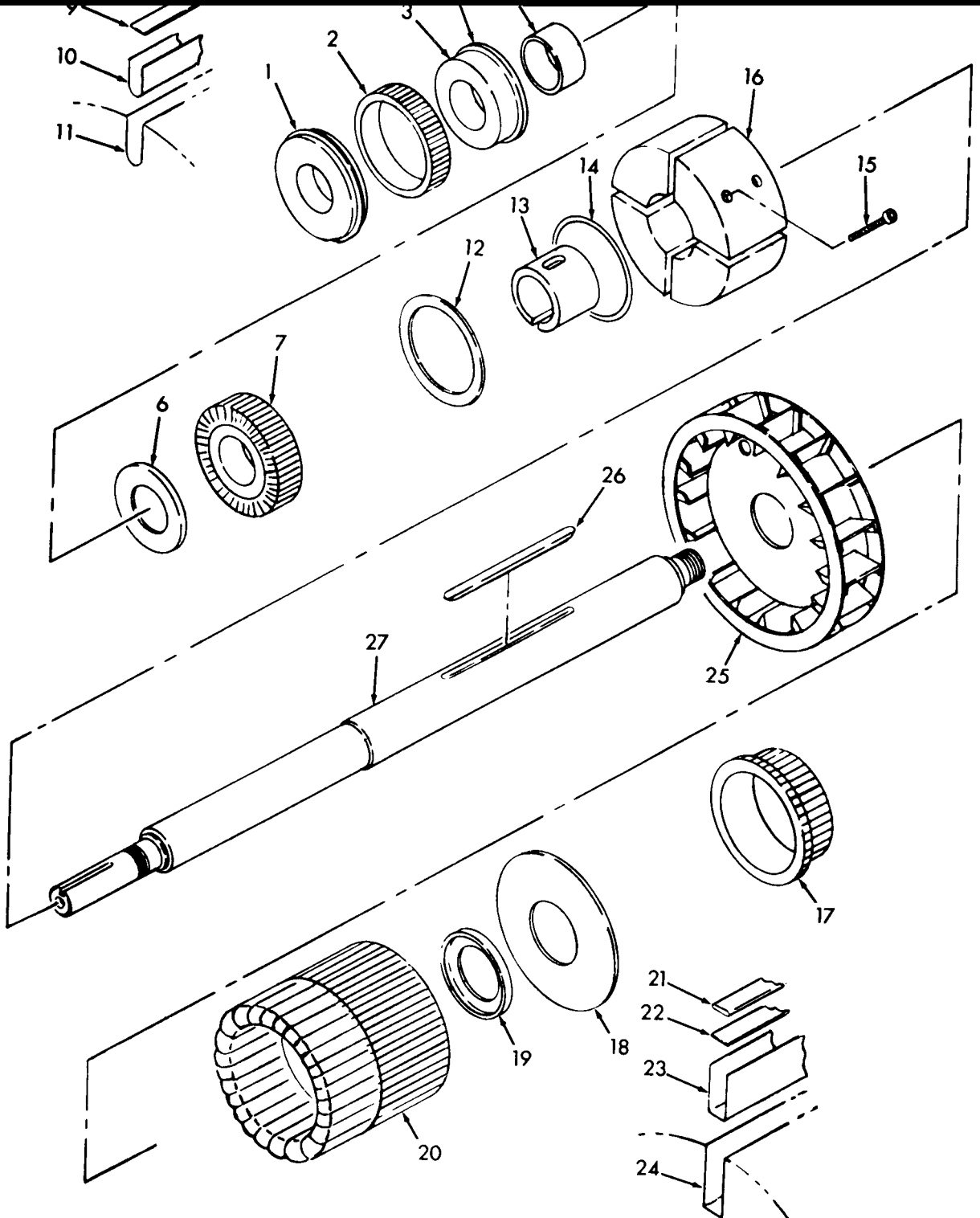


Figure 22. Control Box



ME 4940-225-35P/23

Figure 23. Generator Welder



ME 4-940-225-35P/24

Figure 24. Armature

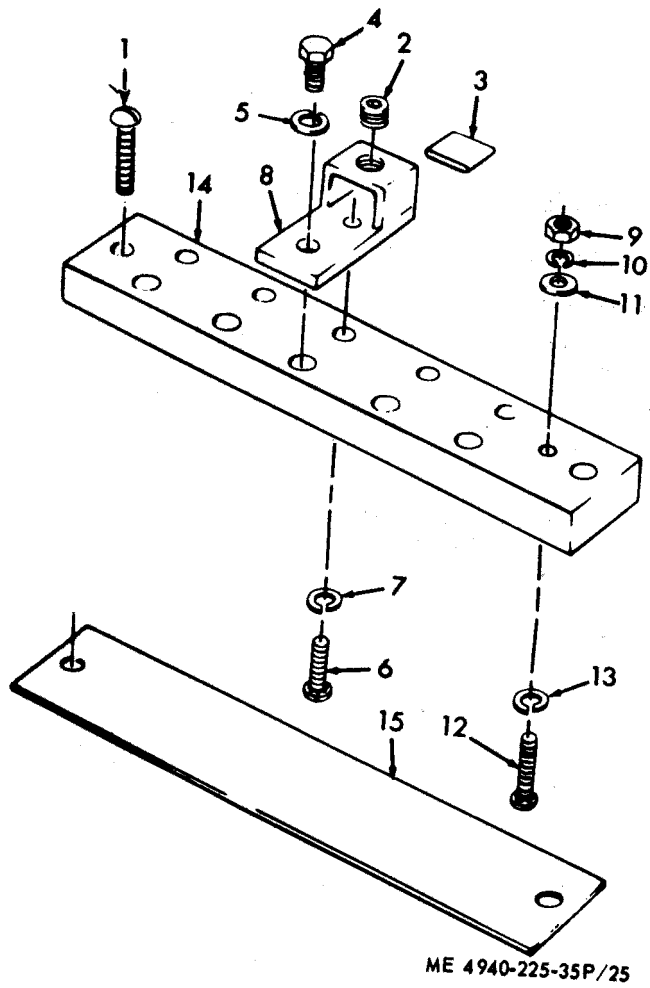
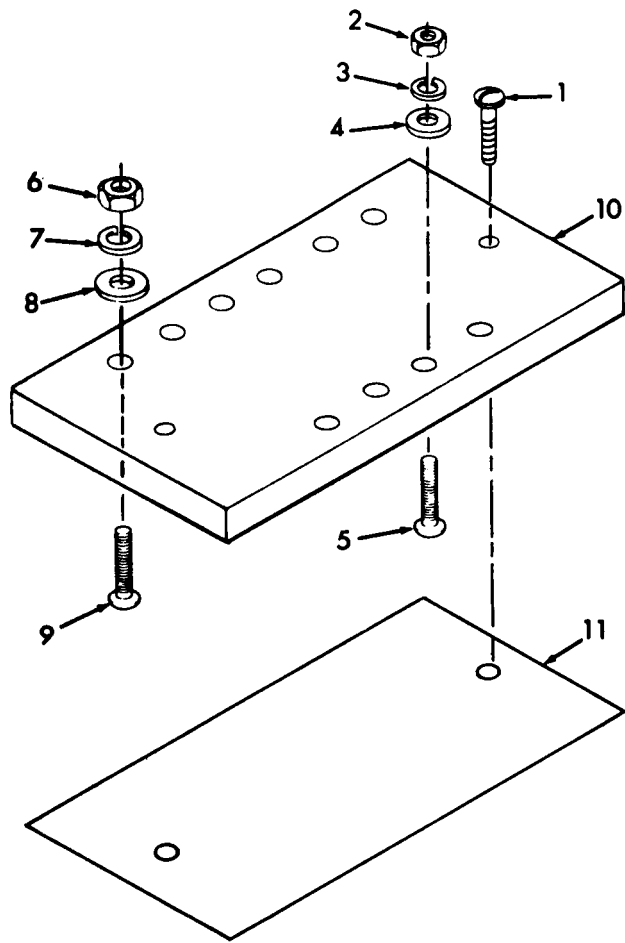


Figure 25. Terminal board



ME 4940-225-35P/26

Figure 26. Motor Terminal Board

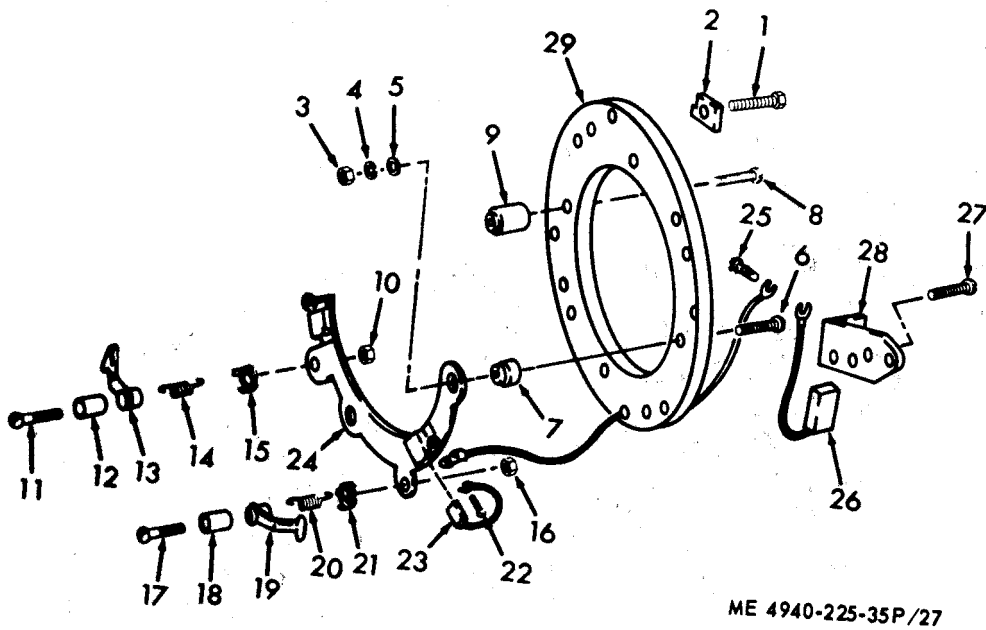


Figure 27. Exciter Brush Holder

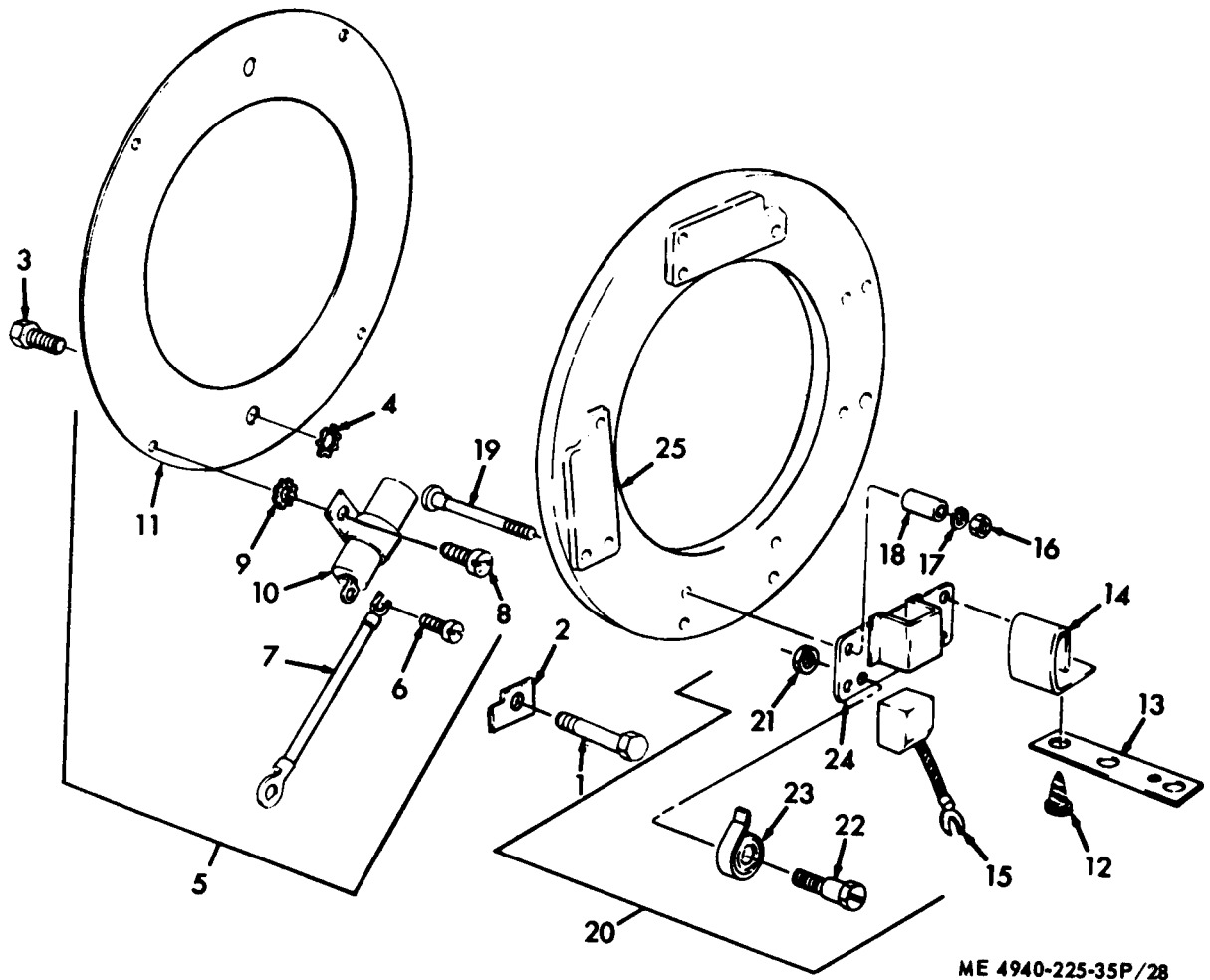


Figure 28. Generator Brush Holder

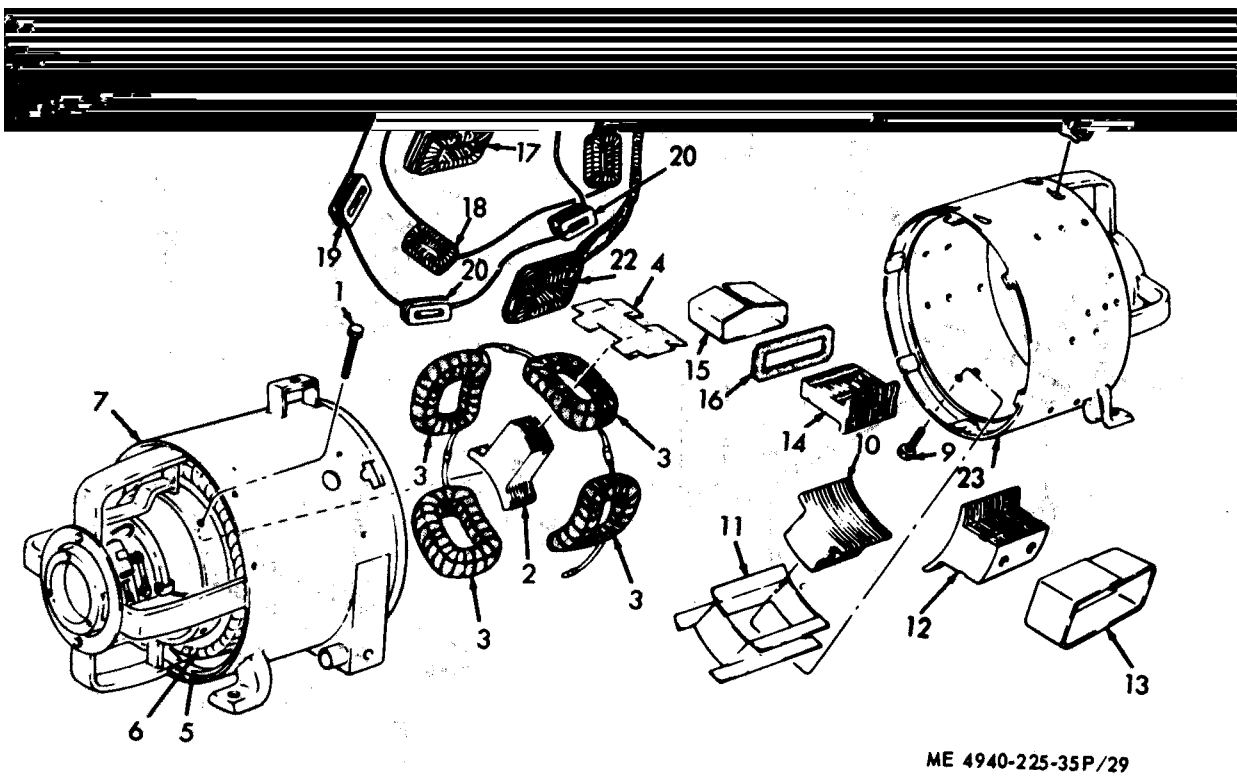


Figure 29. Motor and Generator Housings

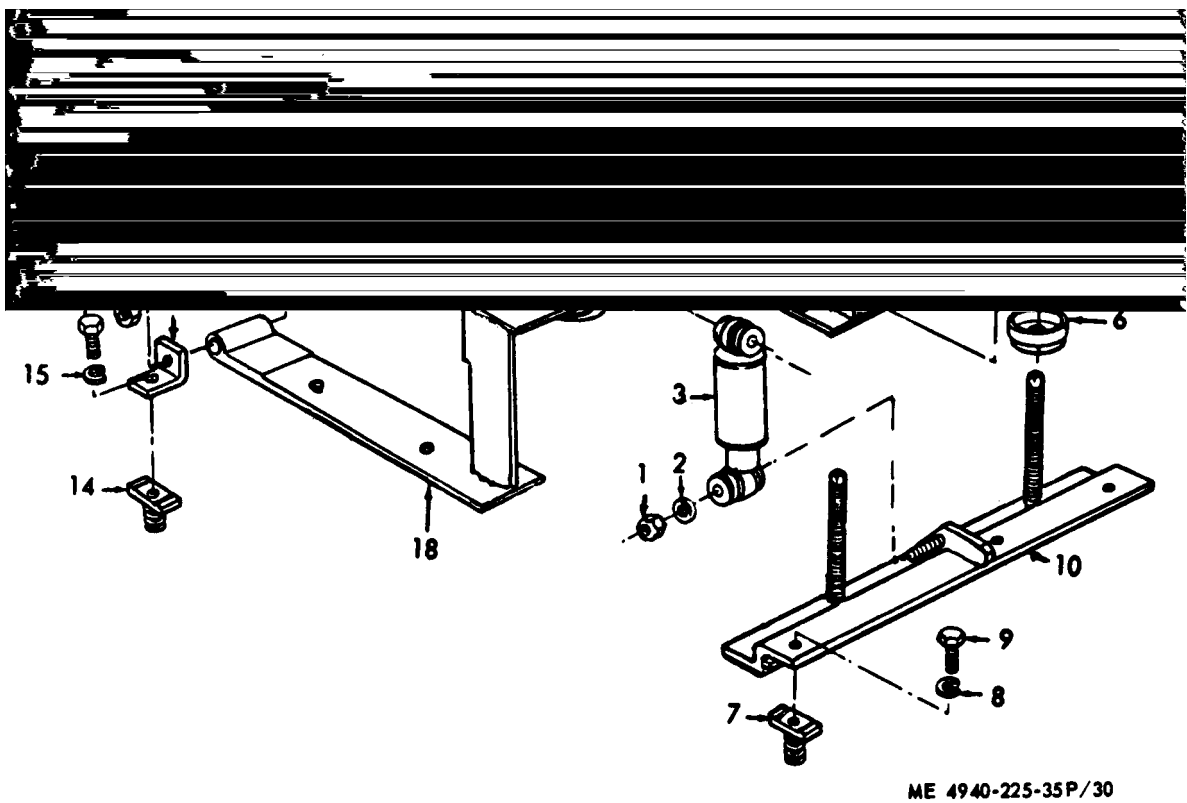
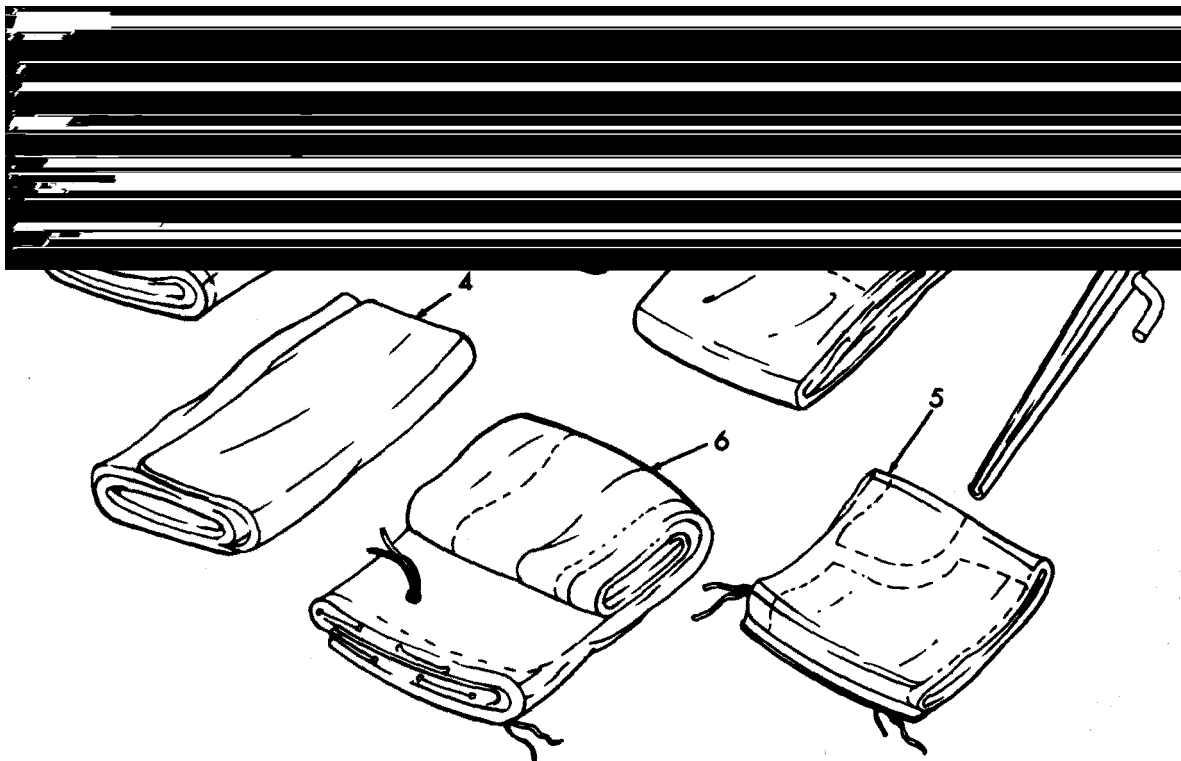
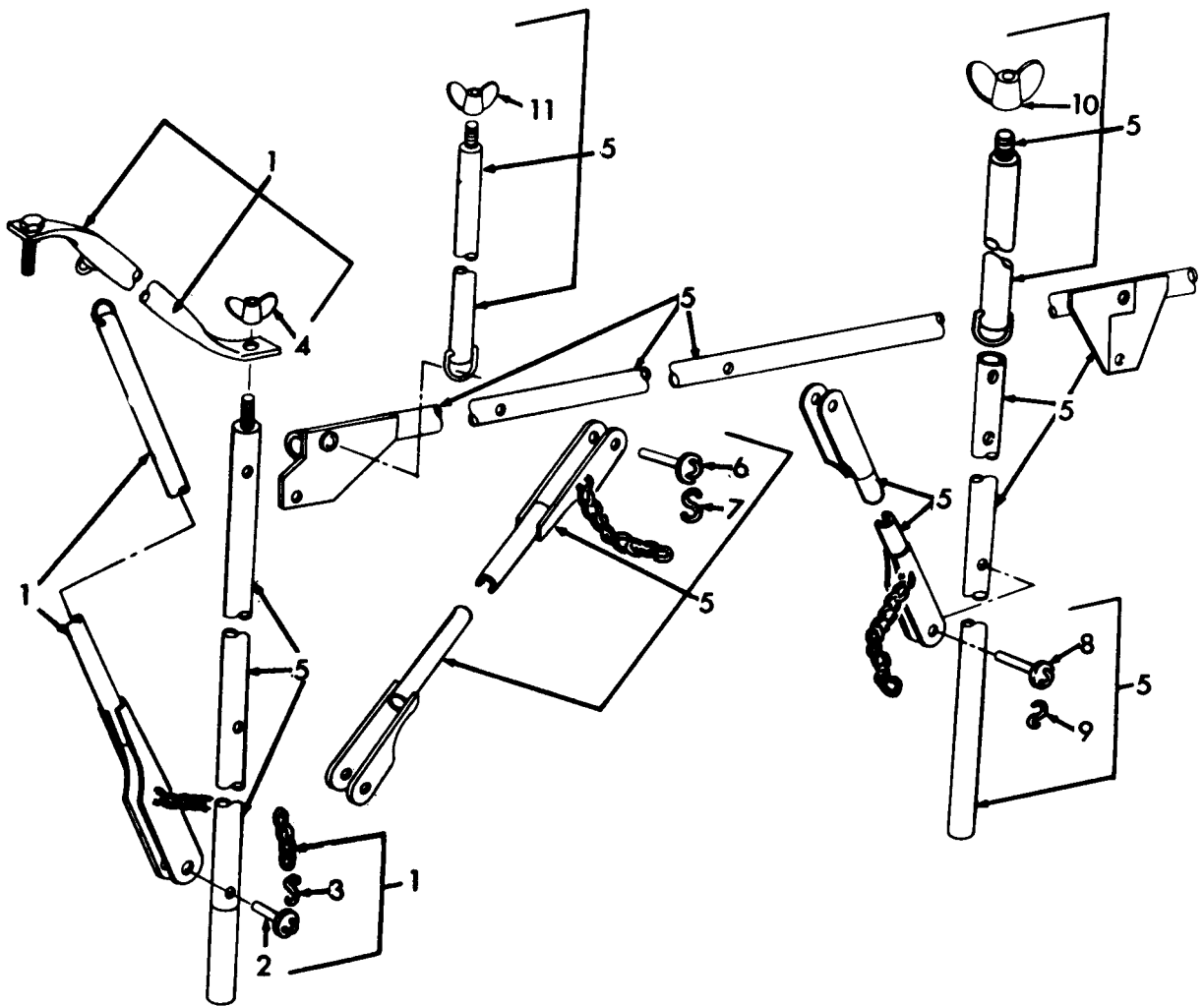


Figure 30. Welder Mount



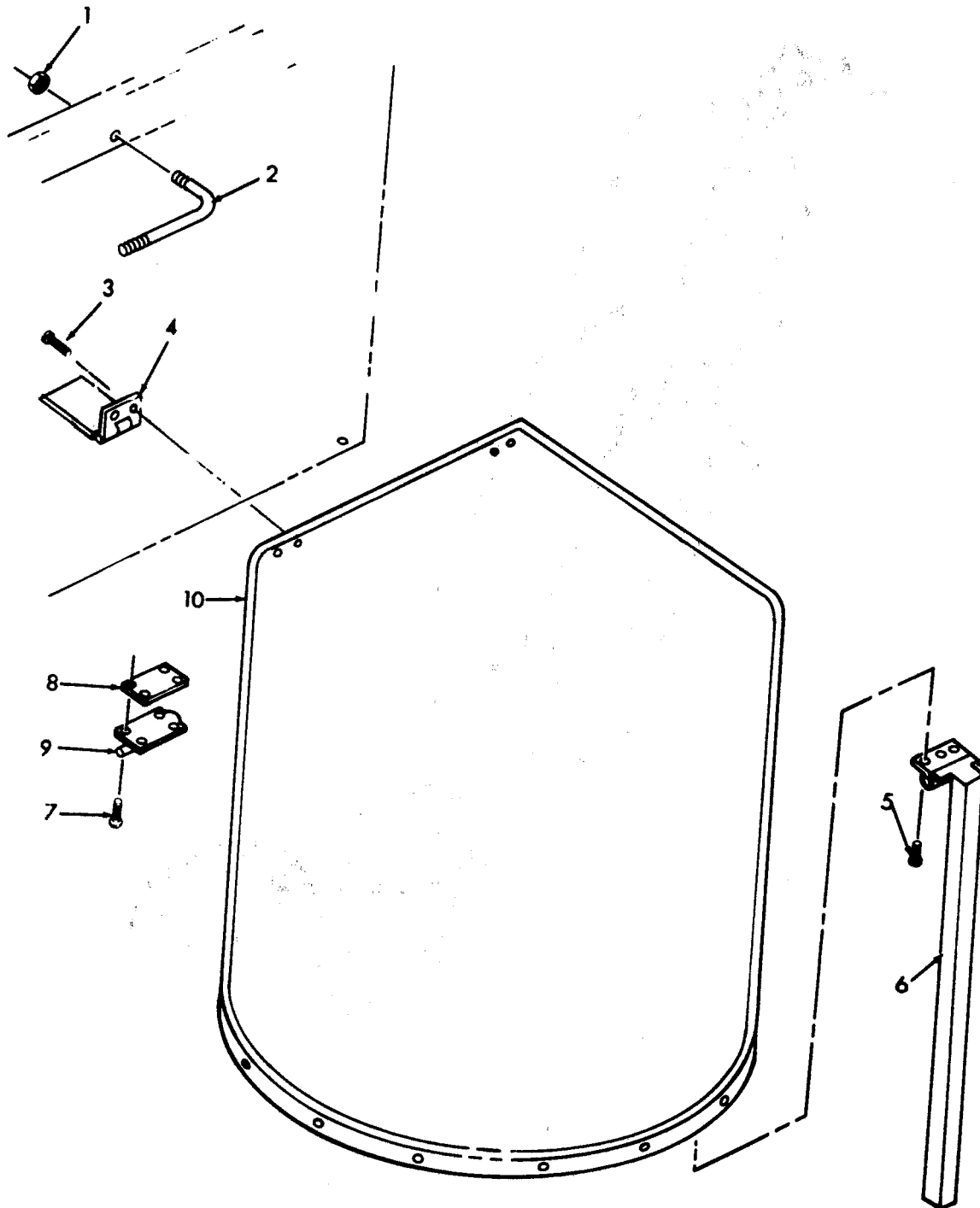
ME 4940-225-35P/31

Figure 31. Tent Curtains



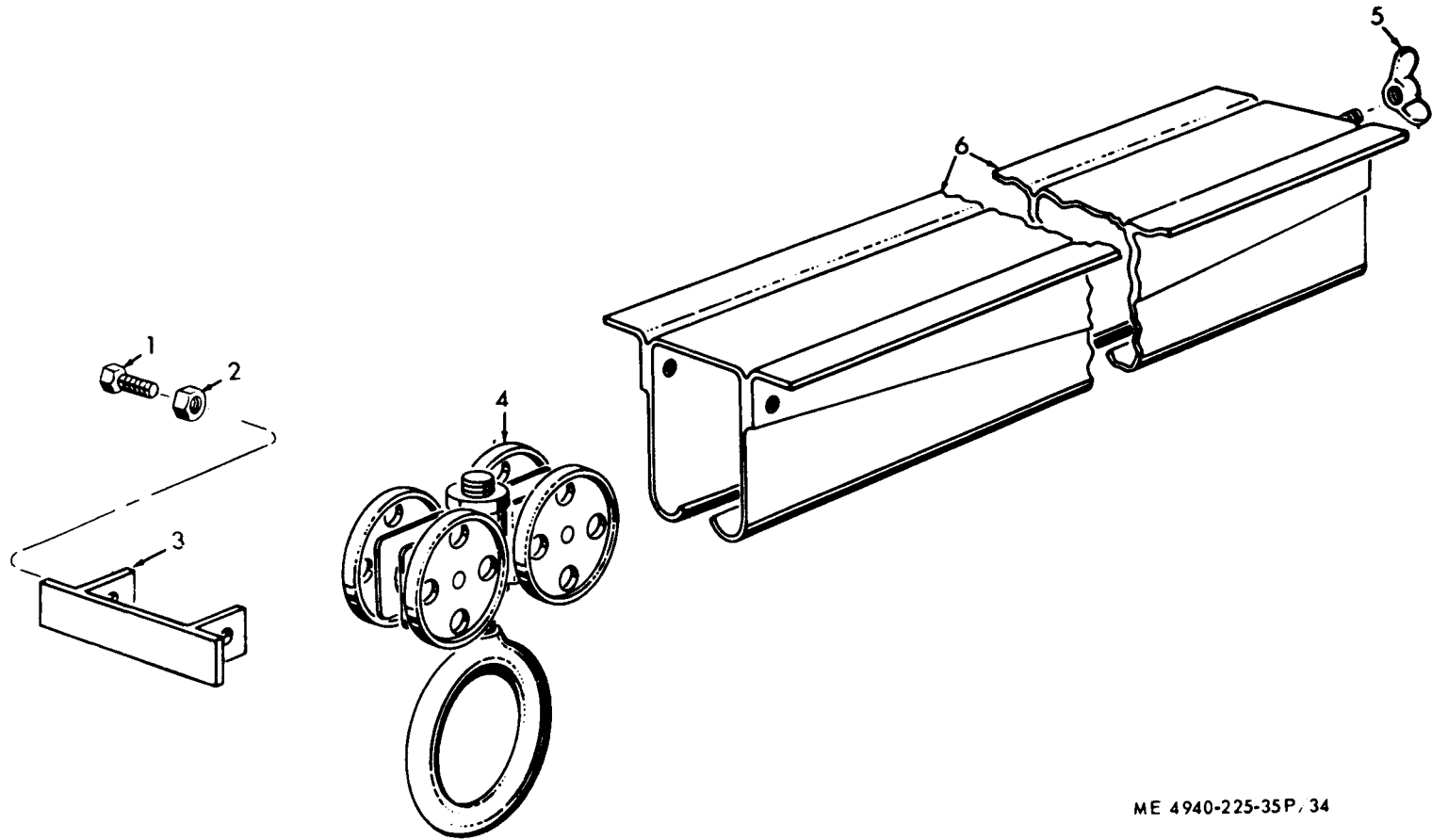
ME 4940-225-35P/32

Figure 32. Tent Frame



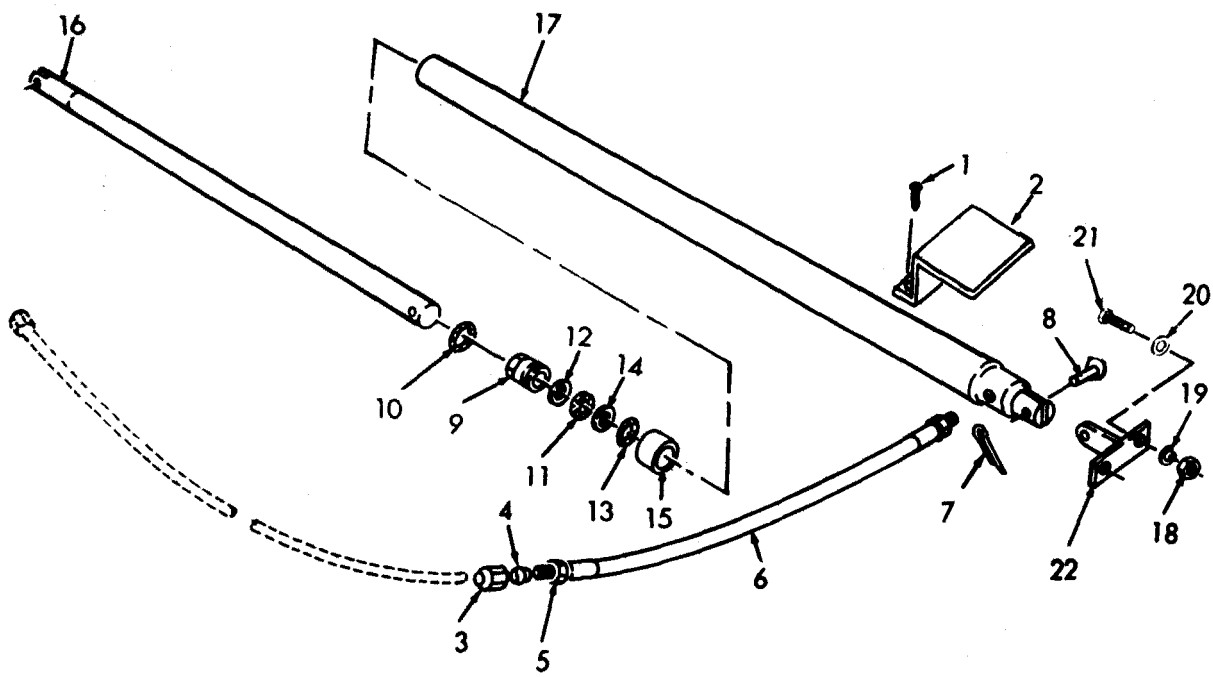
ME 4940-225-35P/33

Figure 33. Table



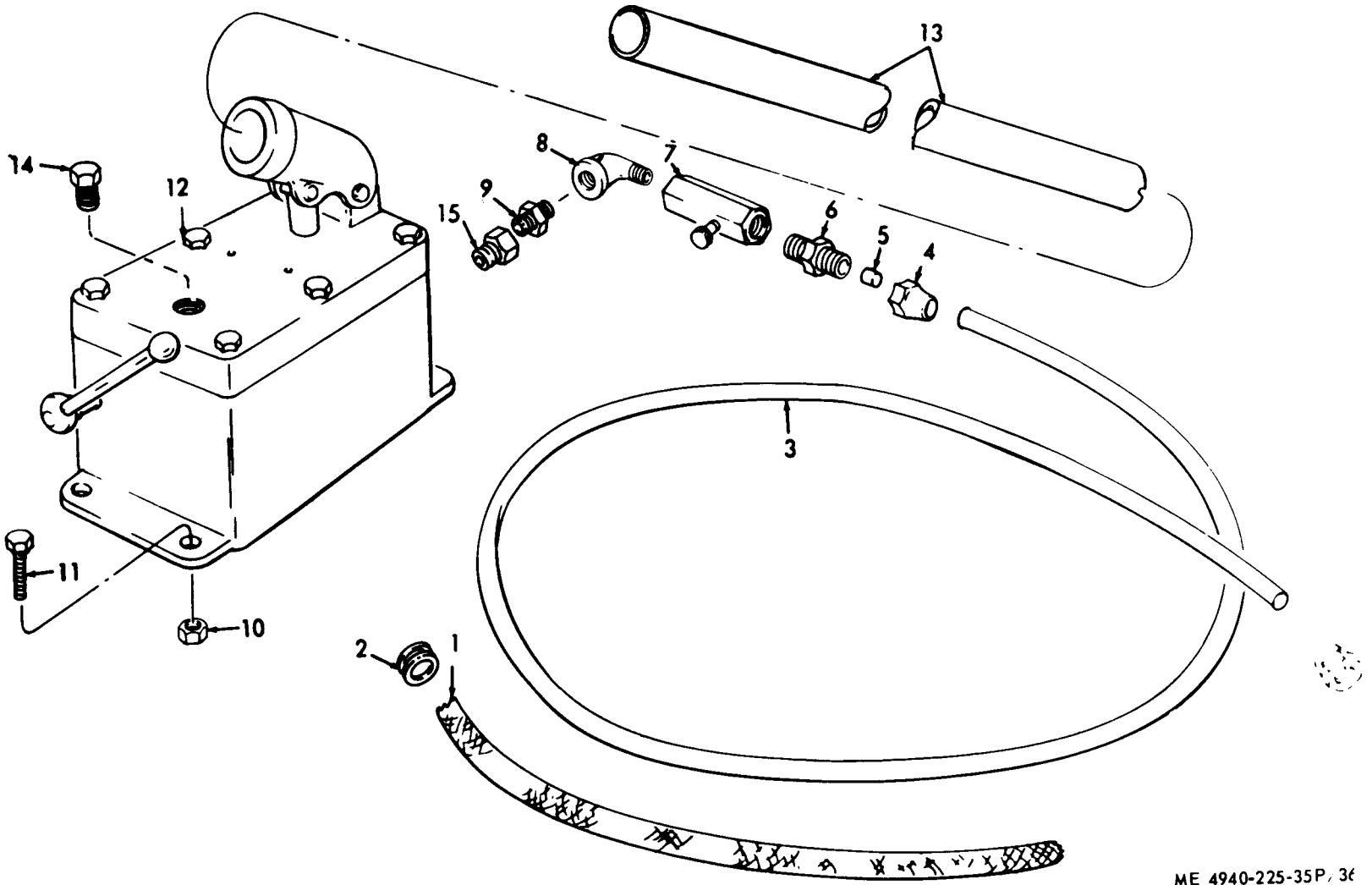
ME 4940-225-35P, 34

Figure 34. Rear Trolley and Track



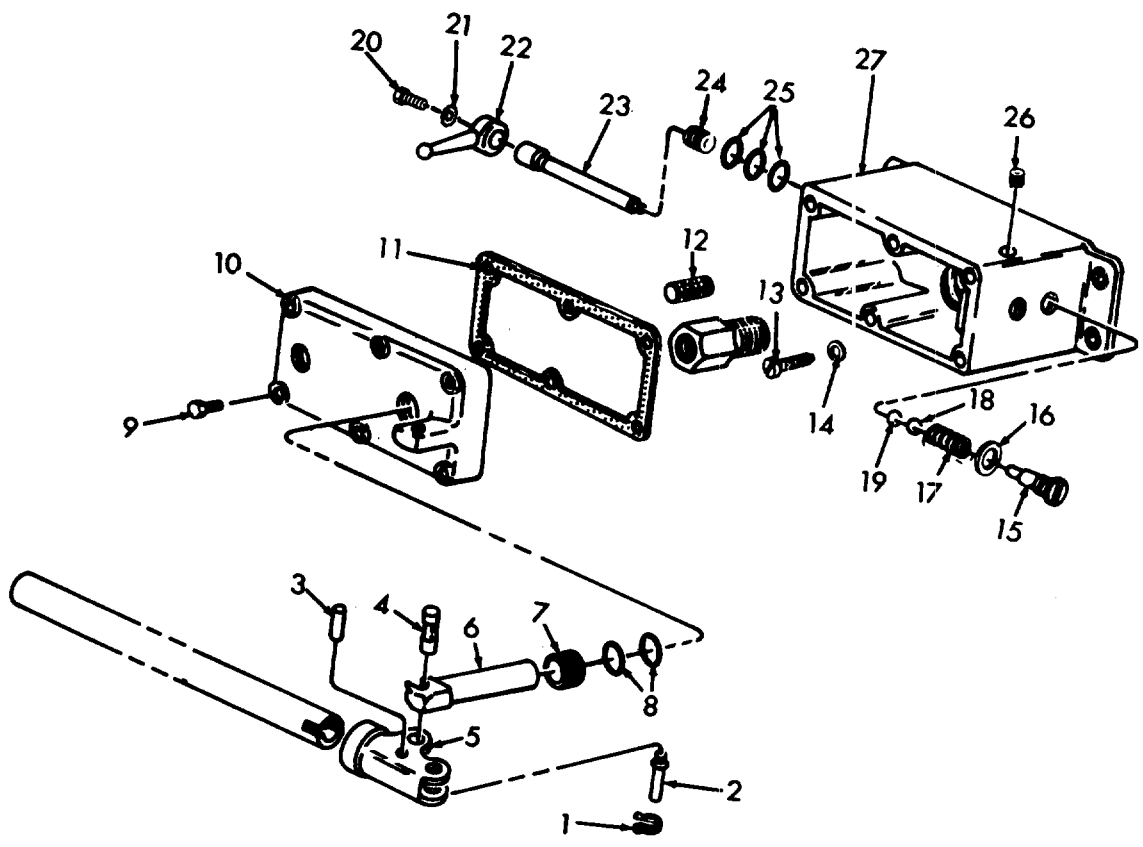
ME 4940-225-35P/35

Figure 35. Side Door Hydraulic Cylinder



ME 4940-225-35P, 36

Figure 36. Pump Valve and Lines



WE 4940-225-35P/37

Figure 37. Hydraulic Pump

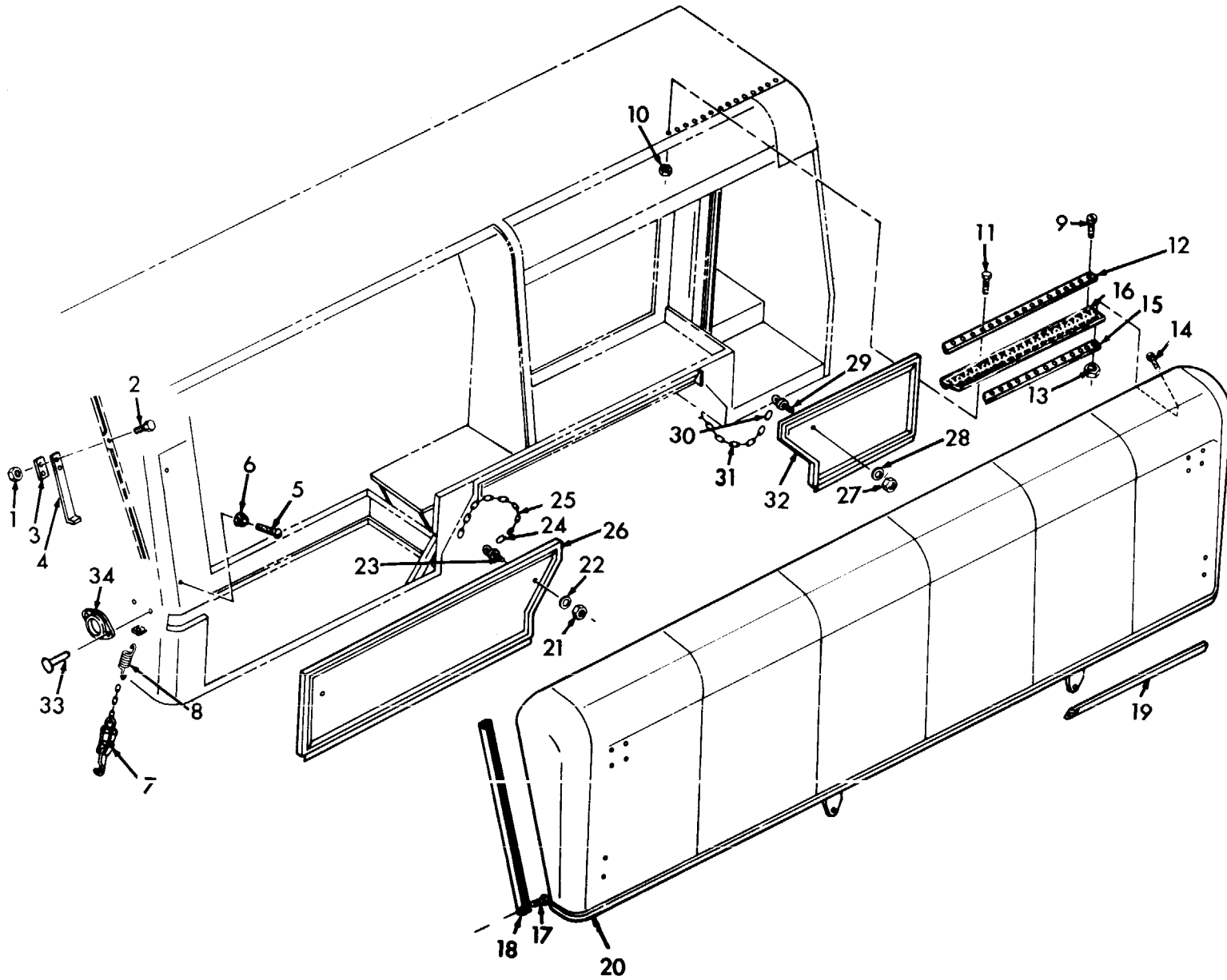
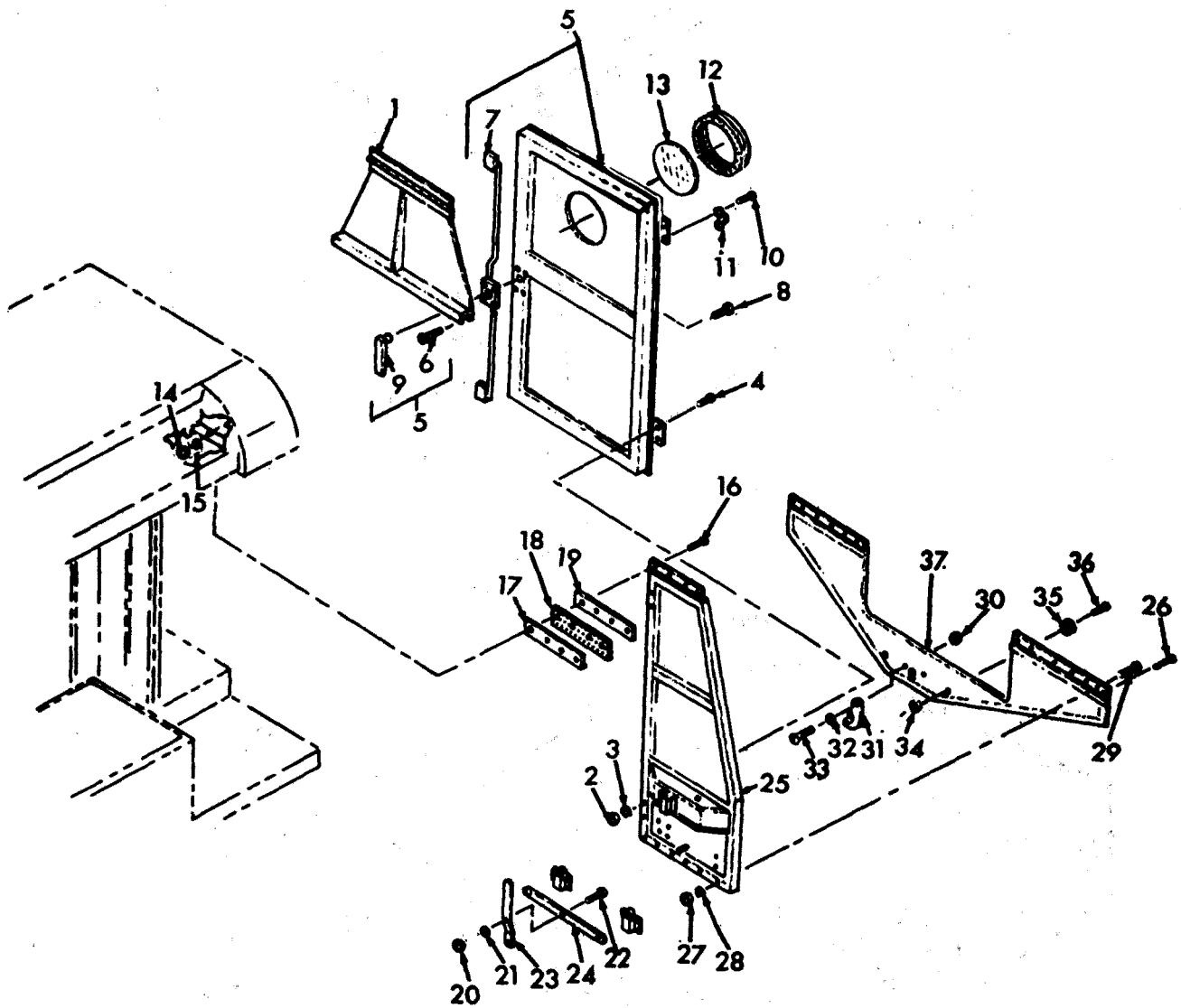


Figure 38. Side Door

ME 4940-225-35P/38



ME 4940-225-35P/39

Figure 39. Rear Door and Flaps

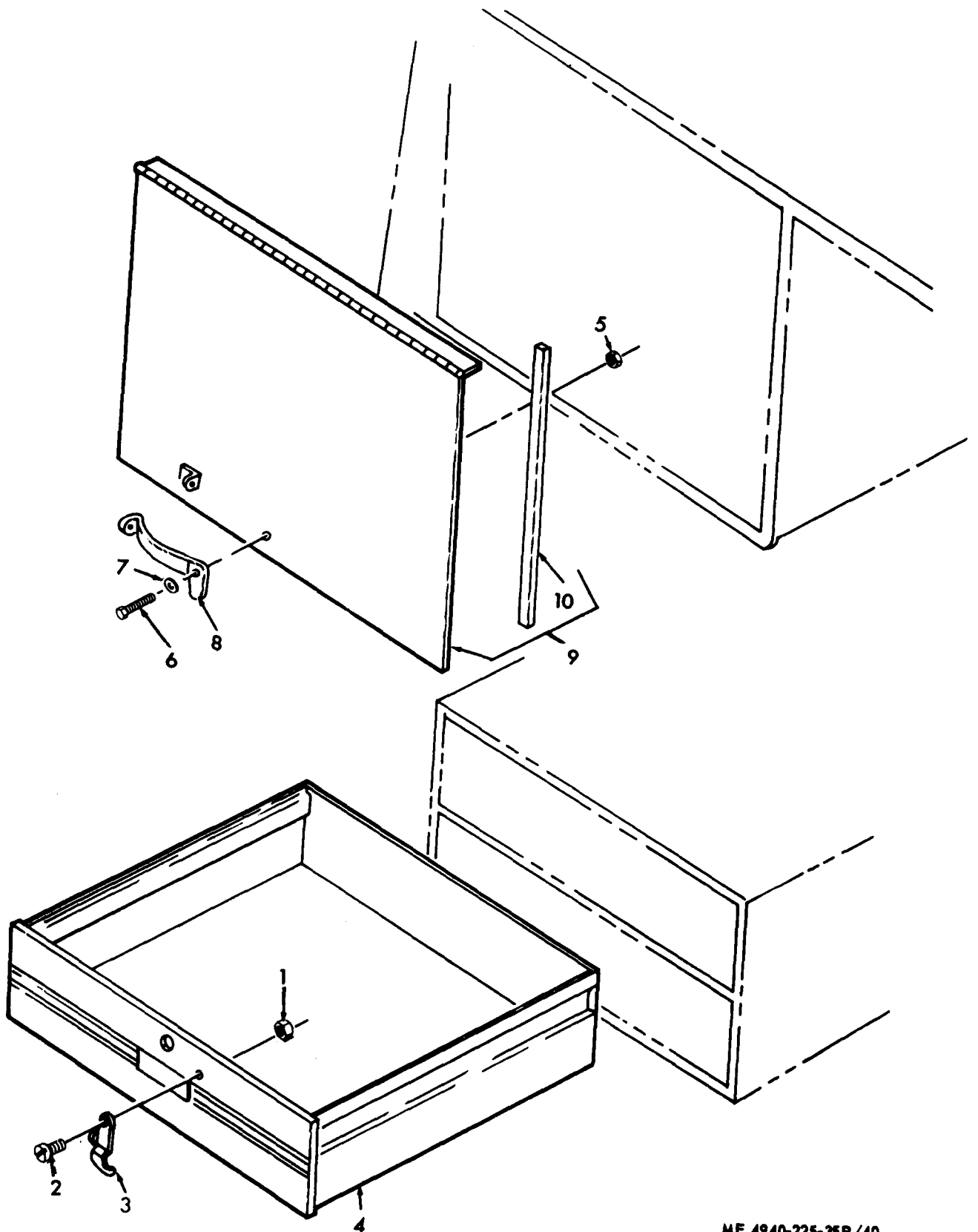
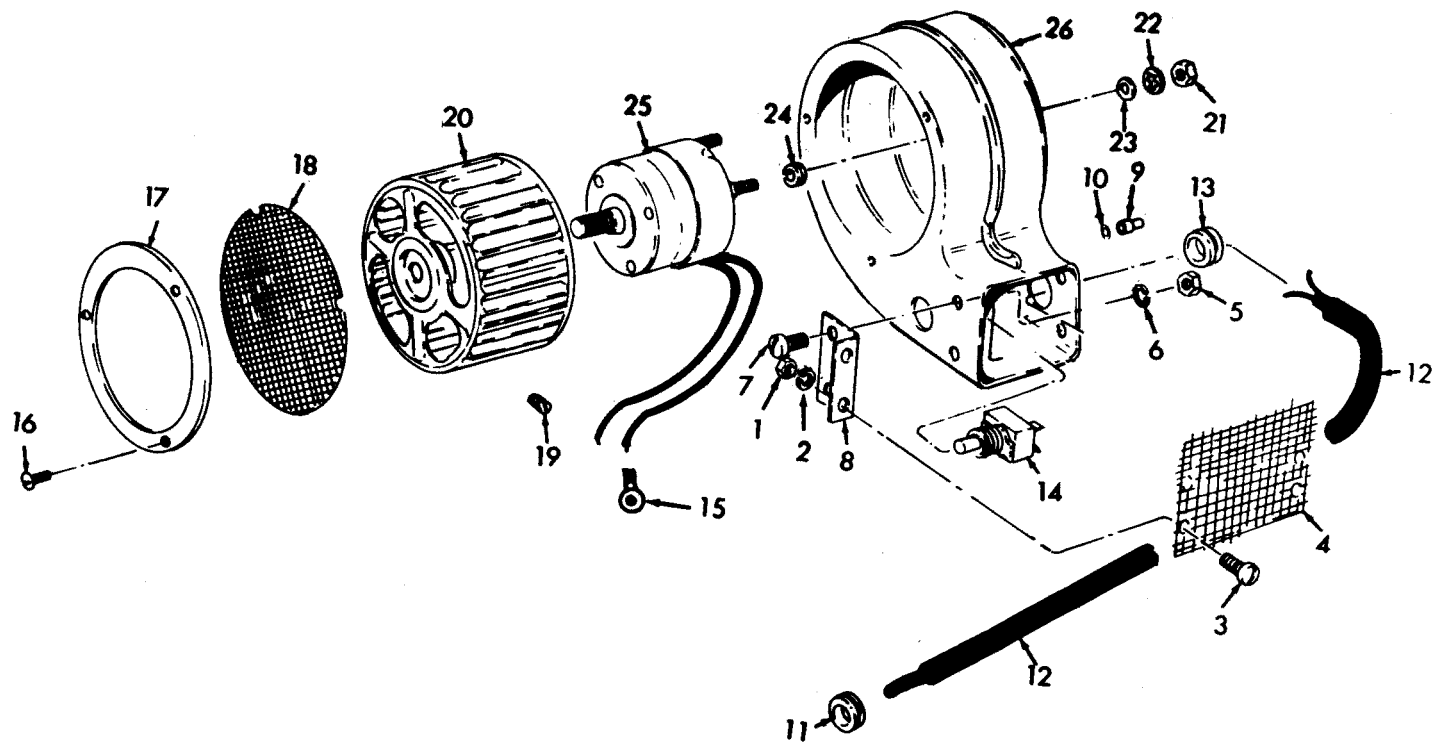


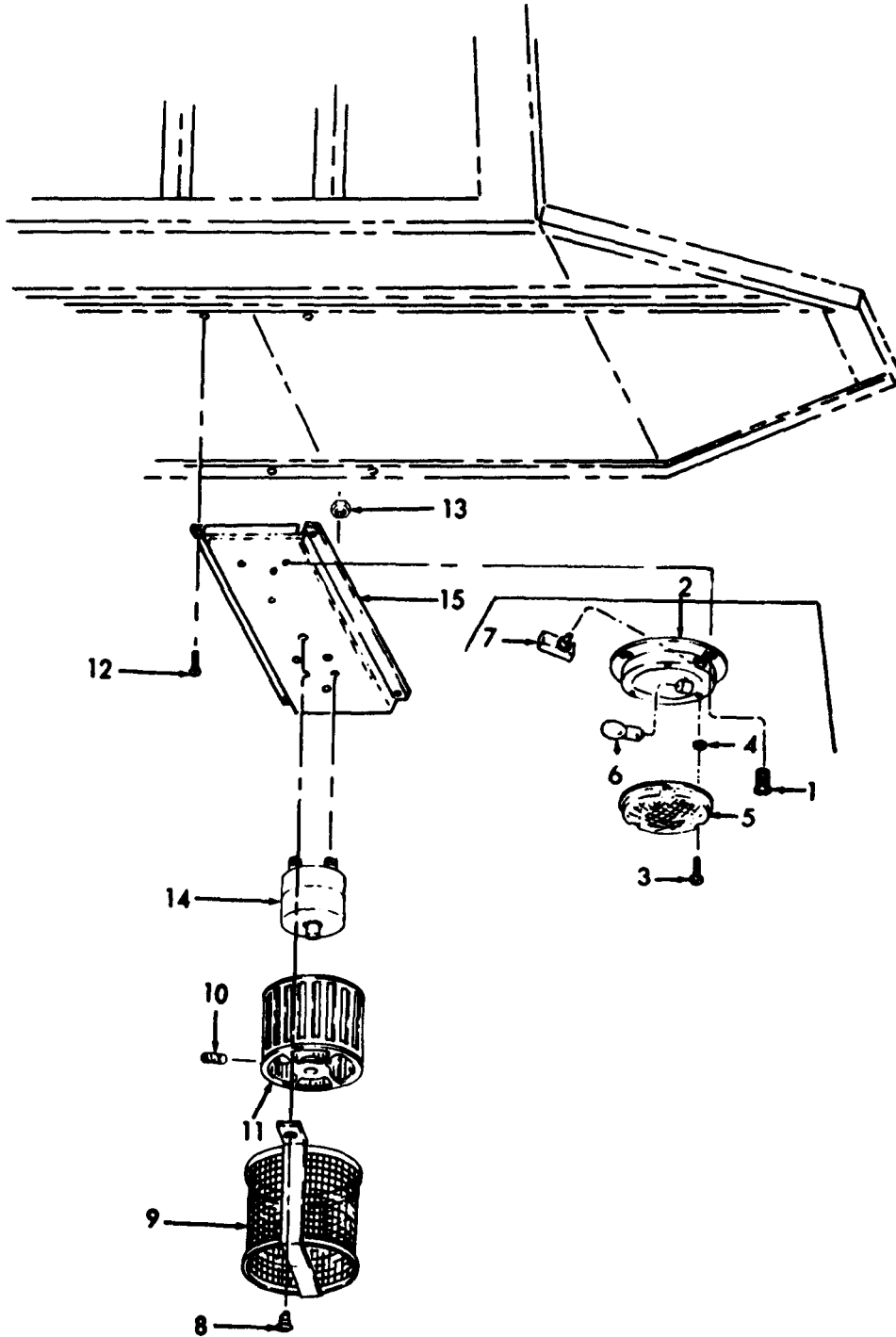
Figure 40. Drawers, Handles and Door

ME 4940-225-35P/40



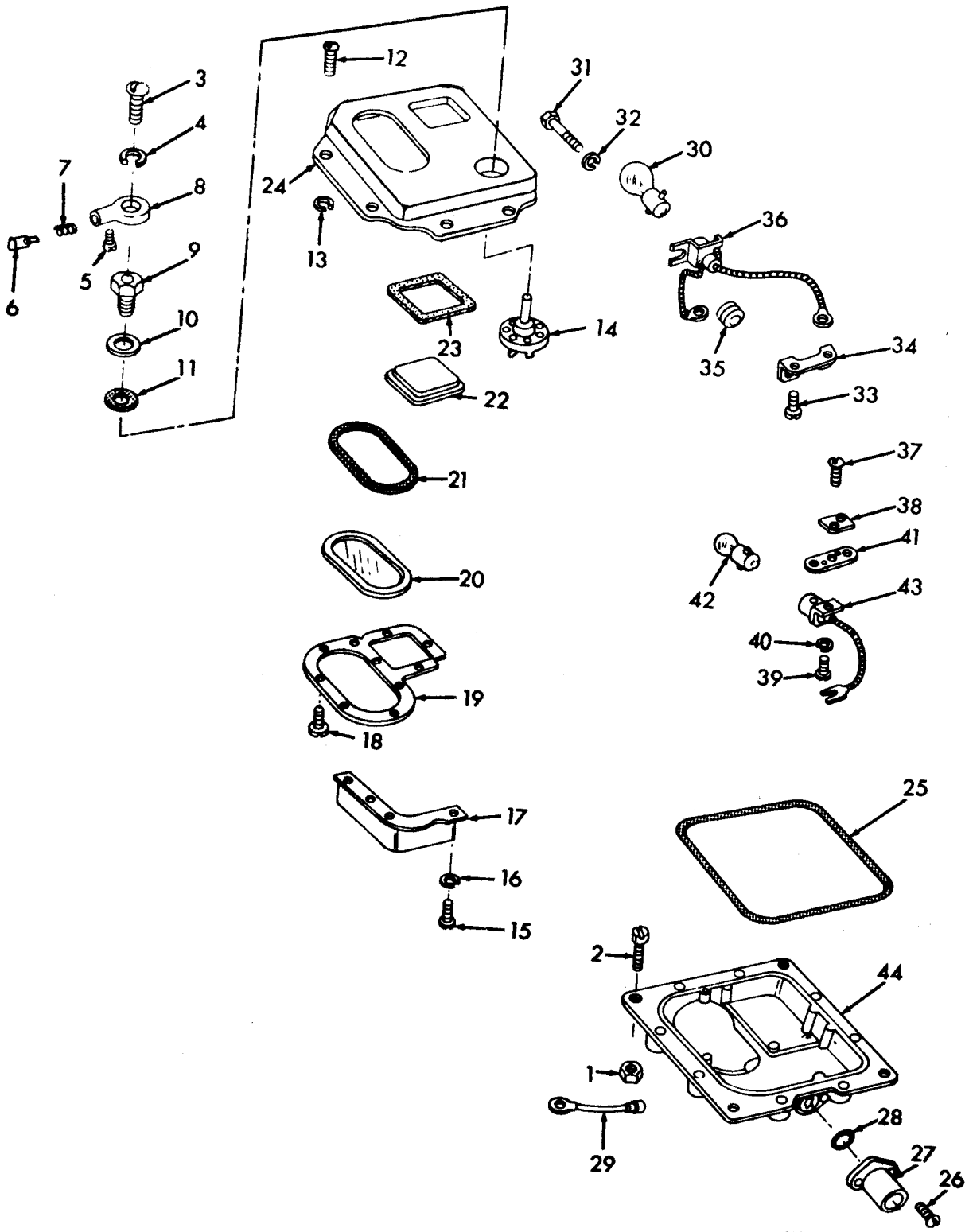
ME 4940-225-35P/41

Figure 41. Ventilation Fan



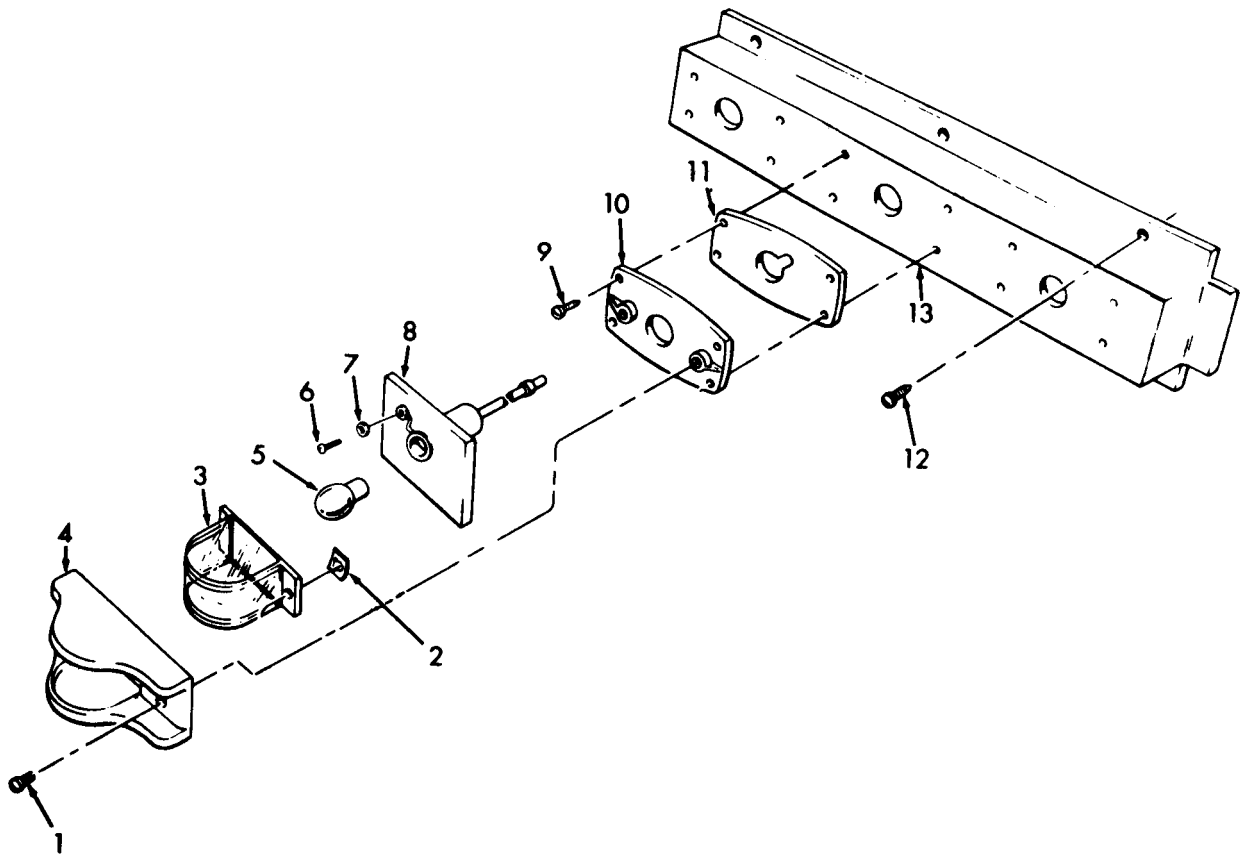
ME 4940-225-35P/42

Figure 42. Lathe Fan and Light



ME 4940-225-35P/43'

Figure 43. Dome Light



ME 4940-225-35P/44

Figure 44. Clearance Lights

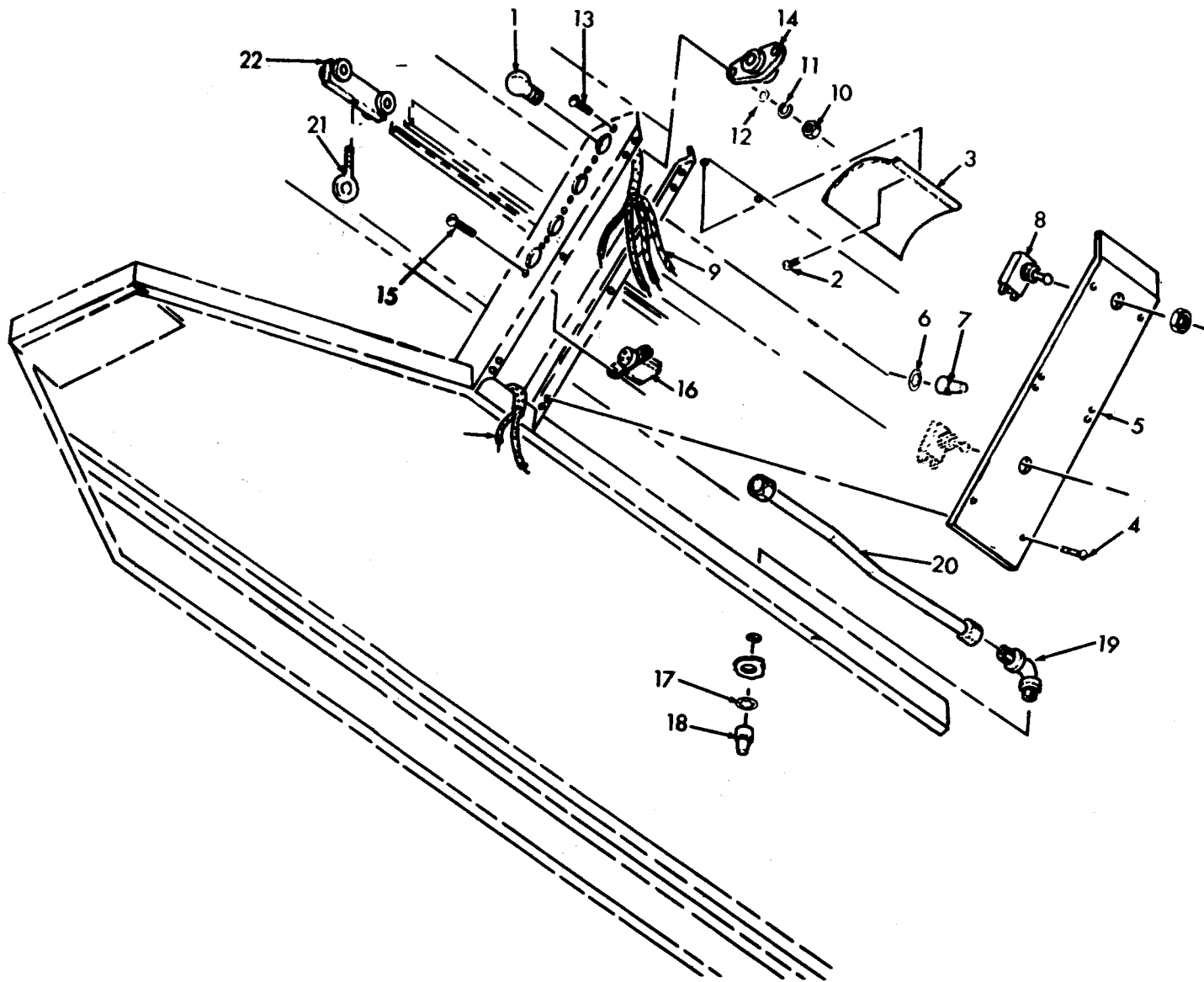


Figure 45. Light Sockets and Receptacles

ME 4940-225-35P/45

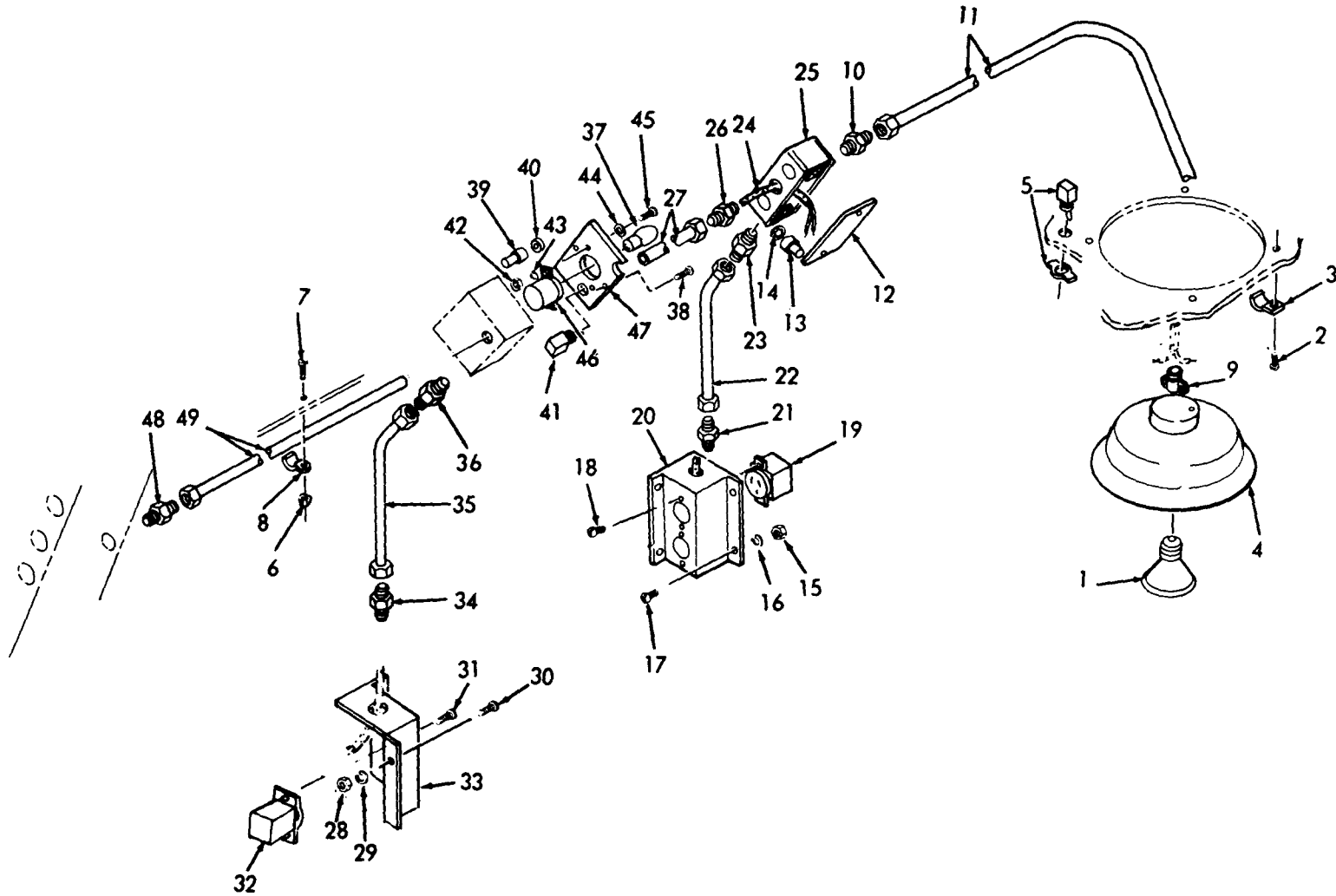
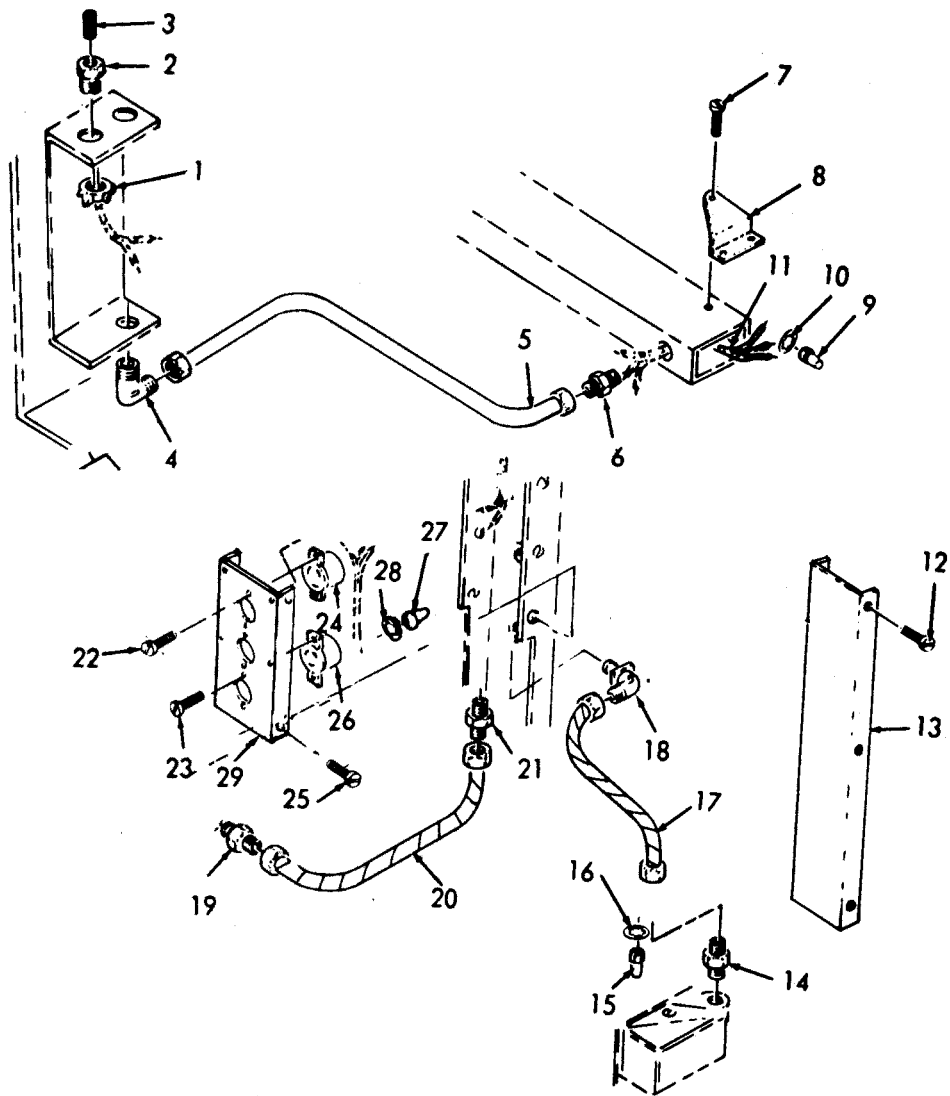


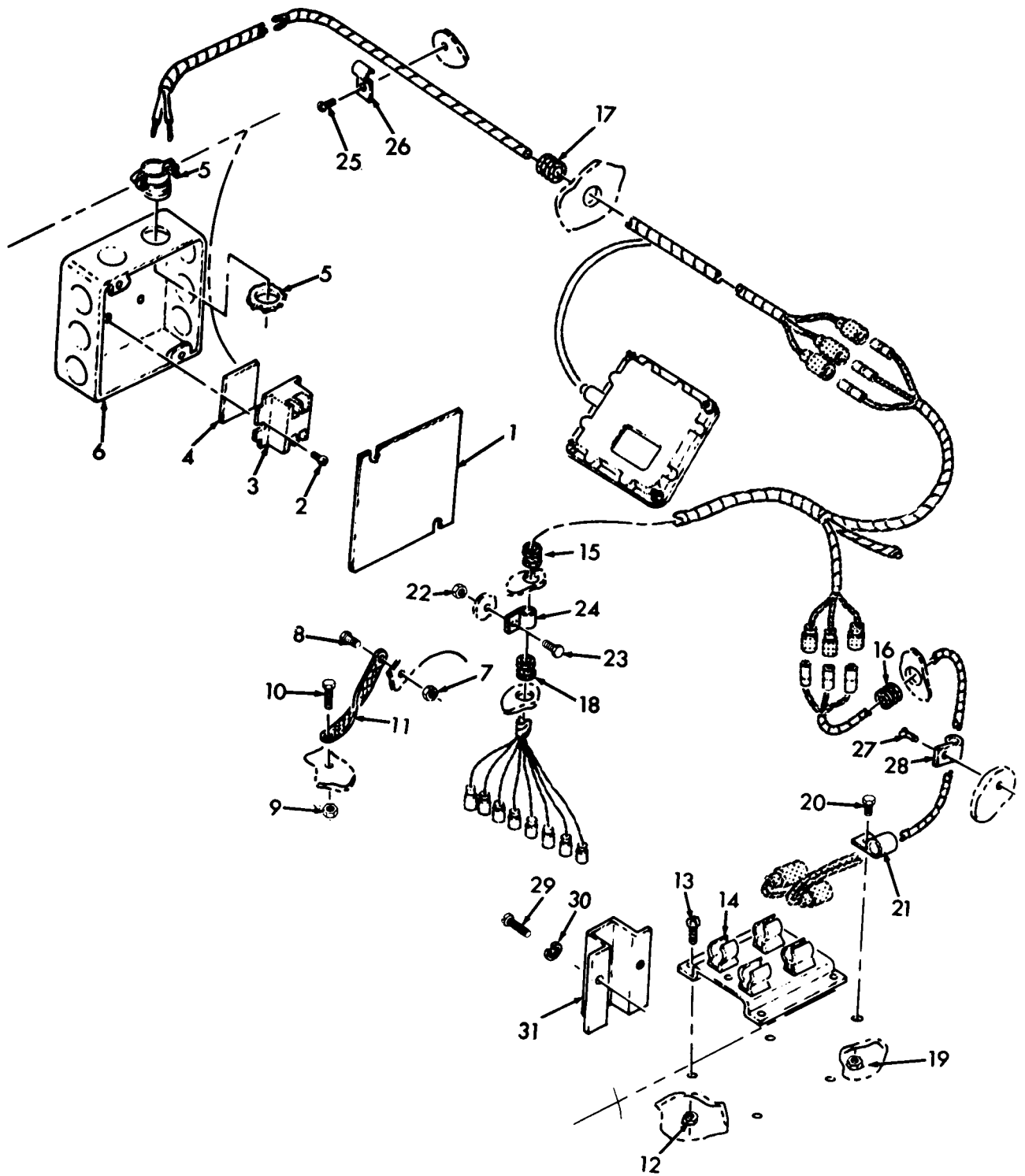
Figure 46. Rear Wiring to Flood Lamp

ME 4940-225-35P, 46




ME 4940-225-35P/47

Figure 47. Front Wiring to Compressor



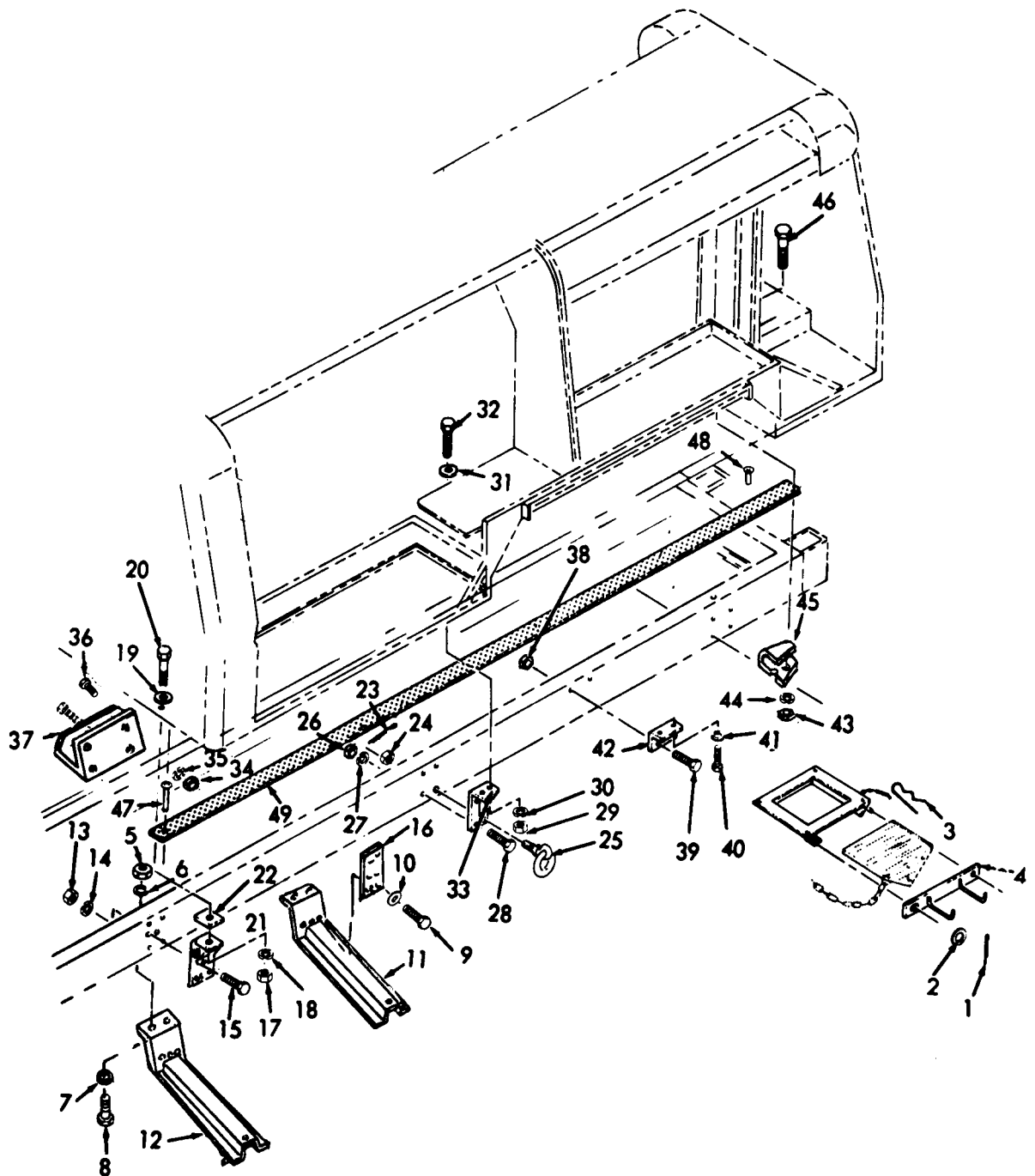
ME 4940-225-35P/48

Figure 48. Junction Box



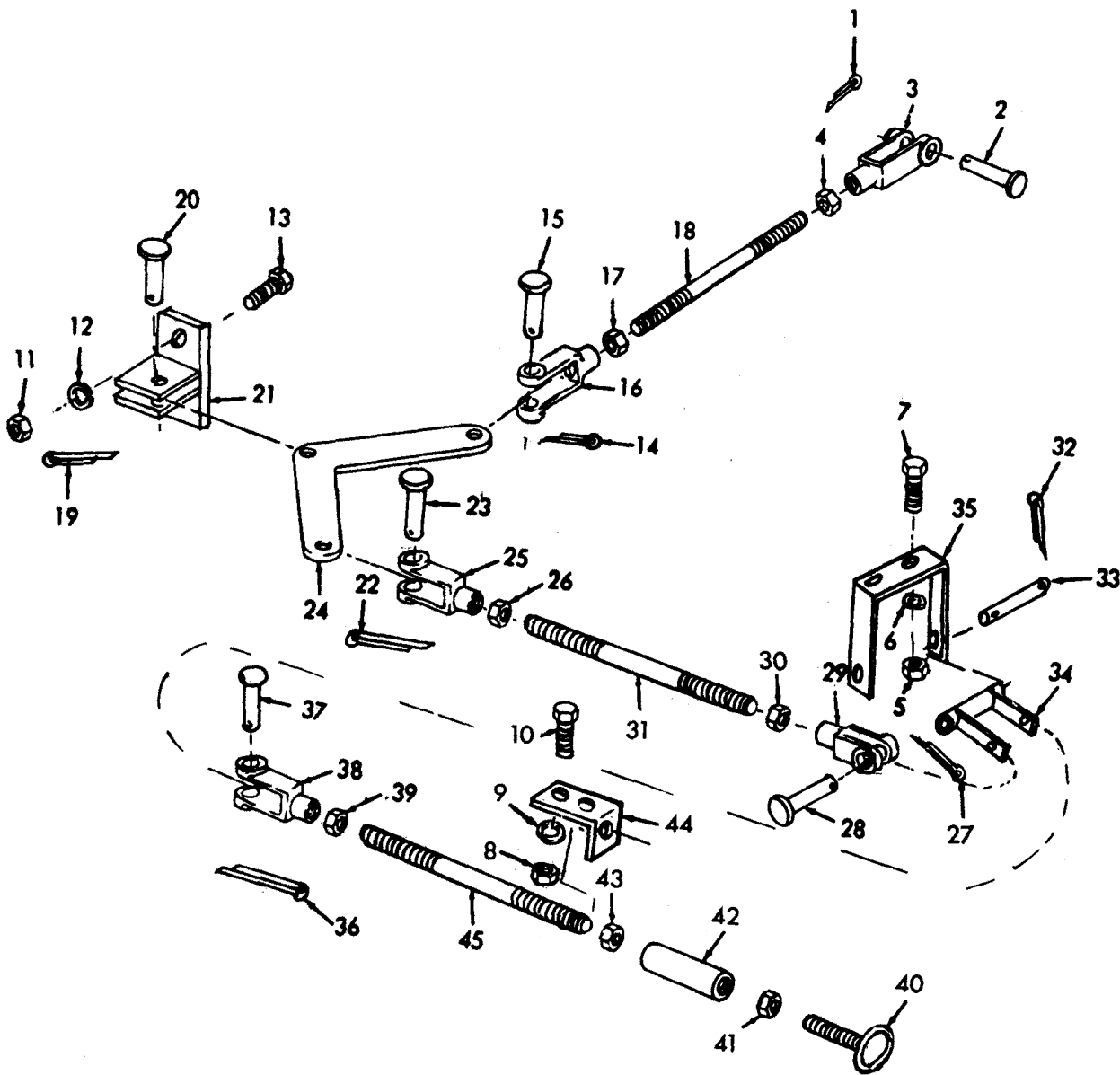
ML 4940-225-35P/49

Figure 49. Wheel Chock and Mud Flaps



ME 4940-225-35P/50

Figure 50. Van Mounting



ME 4940-225-35P/51

Figure 51. PTO Linkage

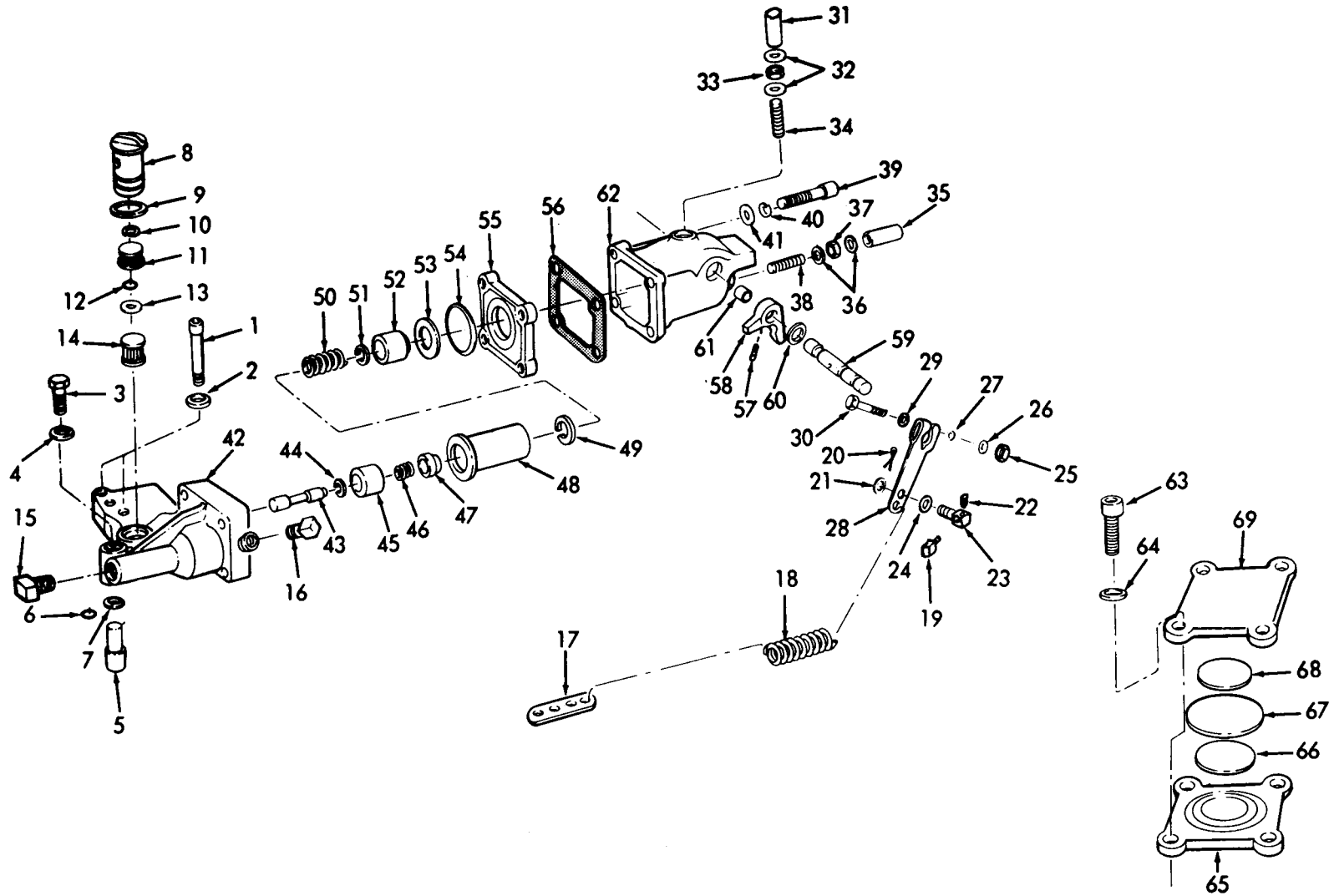


Figure 52. Governor

ME 4940-225-35P/52

SECTION IV. FEDERAL STOCK NUMBER AND REFERENCE NUMBER INDEX

STOCK NUMBER	FIGURE NO.	ITEM NO.	STOCK NUMBER	FIGURE NO.	ITEM NO.
1730-651-8476	37	23	4730-186-7798	36	9
1730-740-0755	37	15	4730-194-1121	36	6
2510-243-8112	39	17	4730-202-7729	10	8
2510-349-8900	38	15	4730-202-9036	10	14
2510-349-8936	39	19	4730-231-5602	36	8
2510-349-8937	38	12	4730-240-1672	11	21
2510-933-7462	39	12	4730-253-4414	10	11
2530-966-2079	18	61	4730-253-4419	11	23
2815-444-7005	52	23	4730-278-3397	2	7
2815-716-6580	52	15	4730-278-7792	10	15
2910-472-7094	52	13	4730-334-7840	35	5
2910-506-4869	52	4	4730-404-2934	52	16
2910-597-4570	52	10	4730-422-4989	10	17
2910-567-4368	52	59	4730-477-7387	10	4
2910-711-5372	52	52	4730-701-7678	10	12
2910-734-3453	52	48	4730-814-3108	10	18
2910-773-2108	52	58	4730-816-8558	35	4
2910-821-1937	52	5		36	5
2910-913-9743	52	46	4730-818-7481	6	5
2910-951-3536	52	67	4730-900-3296	11	15
2990-550-8127	52	51	4730-908-3193	15	9
2990-567-4367	52	45	4730-908-6294	11	18
2990-898-1367	52	8	4940-349-8896	33	6
2990-966-2081	19		4940-349-8897	39	24
3020-417-0936	13	14	4940-349-8898	34	3
3030-529-0352	1	17	4940-474-7380	37	10
3040-996-7209	37	22	4940-735-4167	5	20
3110-100-3150	7	38	4940-735-4168	5	14
3110-144-8589	2	20	4940-735-4171	5	25
3110-144-8622	2	16	4940-735-9057	17	23
3110-227-3618	23	38	4940-735-9061	18	22
3120-569-1113	52	61	4940-735-9062	18	49
3431-803-3507	14	19	4940-842-0897	16	16
3431-830-5384	29	16	5305-013-9325	2	17
3431-930-9589	23		5305-045-1626	28	6
3431-997-9974	23	25	5305-052-6920	21	13
3825-898-1309	37	13	5305-054-6654	43	3
4010-530-4559	38	24	5305-068-0500	23	32
	38	30		38	2
4210-799-8334	37	27		38	5
4310-451-3602	7	12		48	10
4310-484-6068	1		5305-068-0501	38	9
4310-607-1713	3	5		48	23
4310-630-4445	5	2	5305-068-0502	1	6
4310-678-0017	5	1		1	9
4310-795-0222	5	3		38	11
4310-796-9440	7	6		38	14
4310-821-9175	7	44		39	22
4310-876-4882	3	7		39	29
4320-374-7694	36	12		40	6
4710-237-5685	11	22		49	9
4710-277-5525	11	5		51	7
	11	8		51	10
	11	13	5305-068-0524	39	8
4710-460-4513	10	5	5305-069-5573	13	5
4710-484-8510	10	3		13	12
4720-251-0694	35	6	5305-071-2238	39	16
4730-011-6452	11	3	5305-071-2239	35	21
	11	6	5305-071-2240	14	4
	11	9	5305-089-1294	6	7
	11	11	5305-206-3716	44	6
	11	14	5305-225-3839	48	8
4730-018-9566	37	26	5305-225-8340	51	13

SECTION IV. FEDERAL STOCK NUMBER AND REFERENCE NUMBER INDEX

STOCK NUMBER	FIGURE NO.	ITEM NO.	STOCK NUMBER	FIGURE NO.	ITEM NO.
5305-225-8494	6	1	5305-883-0628	42	8
5305-225-8497	1	14		44	9
5305-225-8499	7	1	5305-883-0633	39	10
	7	8	5305-884-8815	37	20
5305-225-8501	36	11	5305-889-2999	39	36
5305-225-8502	37	9	5305-889-3000	14	10
5305-225-8849	7	4		14	29
5305-225-9081	11	27		45	13
5305-226-7768	50	15		46	45
	50	28		47	23
5305-253-5617	16	22	5305-889-3002	43	33
5305-269-3208	48	29	5305-899-8054	52	57
5305-269-3209	23	6	5305-900-2548	33	7
5305-269-3210	12	12	5305-939-7061	50	20
	12	17	5305-939-9204	50	32
5305-269-3211	1	3		50	39
	1	20	5305-939-9205	23	15
	1	24	5305-954-9008	14	30
	15	13	5305-984-4983	14	32
5305-269-3213	34	1		43	15
5305-269-3214	23	11		43	18
5305-269-3220	4	5	5305-984-4988	43	37
5305-274-3154	43	39	5305-984-6189	43	26
5305-493-3959	52	30	5305-984-6191	45	15
5305-533-5446	33	3		46	18
	33	5		46	31
5305-543-2753	8	1		47	25
5305-543-5103	9	7	5305-984-6193	47	12
5305-550-4710	52	34		47	22
	52	38	5305-984-6210	40	2
5305-622-9478	5	9		41	3
5305-633-0785	43	31		41	7
5305-637-9541	12	29		46	17
5305-724-5898	1	18		46	30
5305-724-6745	42	10		49	13
5305-724-6799	41	19	5305-984-6221	14	22
5305-725-4183	50	8	5305-984-7361	44	1
	50	36	5305-988-1720	14	26
5305-727-8811	50	40	5305-988-1723	46	7
5305-732-0657	43	5	5305-988-1725	43	2
5305-737-5694	43	12	5305-989-7434	48	13
5305-753-7078	39	6	5305-989-7435	12	3
5305-761-4227	50	9		48	20
5305-782-9495	12	10	5305-993-1848	39	33
	12	24	5310-014-5850	23	3
	12	32	5310-045-3296	12	2
	30	9		23	2
	30	16		25	13
5305-785-0696	5	15	5310-045-3299	43	32
5305-789-7434	23	4	5310-045-4007	14	9
5305-797-2455	52	63		14	21
5305-836-3889	42	3	5310-045-5205	44	7
5305-840-6694	41	16	5310-050-3262	40	1
5305-855-0957	35	1	5310-067-6356	50	38
	48	25	5310-080-6004	38	22
	48	27		38	28
5305-855-0958	45	2	5310-080-9786	18	60
	45	4	5310-081-4219	49	3
5305-855-0960	42	12	5310-087-4652	38	21
	44	12		38	27
5305-855-0973	42	1	5310-088-1251	38	1
5305-879-7941	46	38		38	10
	47	7		38	13
5305-883-0627	48	2		39	20

SECTION IV. FEDERAL STOCK NUMBER AND REFERENCE NUMBER INDEX

STOCK NUMBER	FIGURE NO.	ITEM NO.	STOCK NUMBER	FIGURE NO.	ITEM NO.
5310-088-1251	40	5	5310-582-5965	49	8
	43	1		51	6
	46	6		51	9
	48	7		51	12
	48	9	5310-584-2109	23	26
	48	22	5310-584-5272	12	9
5310-132-1438	43	40		12	23
5310-141-1795	52	27		12	31
	52	29		30	8
	52	41		30	15
	52	64		50	6
5310-167-0680	45	11		50	14
5310-177-1309	49	12		50	27
5310-207-9341	25	9		50	35
5310-208-4026	39	30	5310-584-7888	23	14
	48	12		50	30
5310-208-6540	23	37		50	41
5310-209-0788	43	4		50	44
	43	16	5310-596-7691	41	2
	46	13		41	6
5310-209-0965	13	6		46	16
	13	13		46	29
5310-225-6993	33	1	5310-596-8169	44	2
5310-249-5248	19	13	5310-637-9541	12	16
5310-261-6192	16	39		12	19
	16	41		12	27
	16	43		15	12
	20	44		23	10
5310-269-4040	30	1		48	30
5310-274-9337	32	10	5310-637-9575	16	50
5310-331-9467	11	25		19	25
5310-335-0051	12	8		21	5
	12	22	5310-716-4975	52	31
	12	30		52	35
	30	7	5310-732-0558	1	1
	30	14		1	22
5310-407-9566	11	26		2	6
	12	6		12	11
	18	56		12	15
5310-440-9912	48	19		12	18
5310-452-1357	13	3		12	26
5310-461-5898	6	9		15	11
5310-484-1718	52	40		23	9
5310-496-4182	3	3		34	2
5310-543-2705	1	2	5310-732-0560	50	5
	1	21		50	13
	1	23		50	26
5310-543-4717	32	4		50	34
	32	11	5310-732-0652	43	9
5310-550-1130	1	5	5310-732-0654	43	10
	1	8	5310-735-7460	52	32
	16	26		52	36
5310-562-6500	52	2	5310-761-6882	1	4
5310-562-6552	52	26		1	7
5310-575-5329	30	11		14	1
5310-579-0079	1	13		35	18
	7	20		39	2
5310-582-5965	14	2		39	14
	14	27		39	27
	17	5		49	7
	35	19		51	5
	39	3		51	8
	39	15		51	11
	39	28	5310-762-6239	50	17

SECTION IV. FEDERAL STOCK NUMBER AND REFERENCE NUMBER INDEX

STOCK NUMBER	FIGURE NO.	ITEM NO.	STOCK NUMBER	FIGURE NO.	ITEM NO.
5310-763-8901	30	4	5315-845-7787	13	2
5310-763-8921	23	13		13	9
	50	29	5315-952-3107	13	16
	50	43	5315-957-2399	35	8
5310-809-3078	35	20	5325-276-6082	41	13
5310-809-4058	18	41	5325-276-6098	48	17
	39	21	5325-290-6163	41	11
	40	7	5325-623-0928	43	35
5310-809-4061	50	2	5325-682-1839	36	2
5310-809-5997	50	7	5325-838-1992	48	16
	50	10	5325-959-2089	48	15
5310-809-8533	30	2	5330-062-4390	52	9
	50	31	5330-297-7275	52	12
5310-809-8541	50	19	5330-353-0959	44	11
5310-809-8546	39	32	5330-400-9523	39	18
5310-880-7744	1	12	5330-447-4250	23	27
	12	5	5330-562-1176	52	56
	49	2	5330-630-4443	7	3
5910-883-0556	28	10	5330-630-4448	7	11
5310-889-2527	14	18	5330-630-4449	7	7
5310-889-2708	14	14	5330-664-1055	52	60
5310-896-0773	50	24	5330-796-2243	43	23
5310-924-4218	14	31	5330-809-2667	52	68
5310-925-9645	39	34	5330-809-3276	52	66
5310-926-5885	50	18	5330-951-3538	52	6
5310-934-9747	14	8	5340-057-2904	48	21
	14	20		48	28
	45	10	5340-223-3852	39	31
	46	42	5340-223-3899	38	4
5310-934-9751	12	1	5340-476-7468	32	8
	23	1	5340-514-1259	32	2
5310-934-9757	42	13		32	6
5310-934-9758	41	1	5340-705-7189	43	7
	41	5	5340-764-7051	48	26
	46	15	5340-809-1494	48	24
	46	28	5355-732-0656	43	8
5310-959-7600	5	21	5355-959-7853	16	2
	5	26	5360-223-3864	38	8
5310-971-7989	52	25	5365-252-8939	52	53
	52	33	5365-263-5954	52	44
	52	37	5365-403-5288	12	7
5310-975-2075	51	4		12	28
	51	17	5365-598-1070	52	49
	51	26	5365-732-0642	43	13
	51	30	5905-107-8909	14	11
	51	39	5905-107-8939	17	33
	51	41	5905-257-9184	17	37
	51	43	5905-279-5723	17	34
5310-983-8483	17	21	5905-280-1610	17	36
	45	12	5905-295-5560	17	35
	46	44	5905-447-4196	20	32
5310-984-3806	36	10	5910-720-1512	19	26
5315-057-6607	2	14	5925-825-9164	16	47
5315-081-7030	51	20	5925-837-6896	16	10
5315-187-9567	49	14	5925-933-6041	16	37
5315-262-8162	50	23	5925-988-2949	16	48
5315-483-0481	6	11	5930-086-0920	19	17
5315-839-5821	50	1	5930-087-4027	8	
	51	32	5930-272-1382	21	14
5315-842-3044	51	1	5930-343-0587	20	33
	51	14	5930-356-7748	18	28
	51	19	5930-705-7187	43	6
	51	22	5930-732-0651	43	14
	51	27	5930-735-9067	16	30
	51	36	5930-772-6081	8	3

SECTION IV. FEDERAL STOCK NUMBER AND REFERENCE NUMBER INDEX

STOCK NUMBER	FIGURE NO.	ITEM NO.	STOCK NUMBER	FIGURE NO.	ITEM NO.
5930-802-8450	20	29	5977-817-1120	27	20
5930-831-3979	18	43	5977-841-5204	27	
5930-872-9206	16	20	5999-213-1216	29	14
5935-258-4660	20	37	5999-458-7905	29	2
5935-622-4948	43	27	6105-354-2365	24	1
5935-860-0504	18	30	6115-242-8063	29	18
5940-434-4842	22	26	6115-354-2313	29	3
5940-812-3769	41	9	6115-354-2316	29	20
	45	7	6115-447-4249	23	20
	45	18	6125-735-6112	24	2
	46	13	6125-735-9065	23	39
	46	39	6150-055-1752	43	29
	47	9	6220-087-6681	43	19
	47	15	6220-299-7425	44	3
	47	27	6220-299-7426	44	3
5940-813-0698	41	15	6220-337-7463	43	
5945-434-2640	14		6220-337-7465	43	36
5950-966-2086	14	36	6220-608-5774	44	8
5961-922-4817	22	17	6220-729-9296	44	3
5961-922-4818	22	18	6220-732-0655	43	11
5970-295-9611	29	15	6220-752-5993	44	3
5970-361-7961	24	4	6220-796-2241	43	24
5970-447-4193	29	11	6220-796-2242	43	21
5970-447-4244	29	13	6220-796-2244	43	20
5970-698-7184	29	4	6220-796-2245	43	22
5970-793-7805	24	3	6220-796-2254	43	25
5970-795-1752	24	23	6220-834-1852	42	5
5970-795-1753	24	22	6240-019-0877	44	5
5970-871-8799	41	10	6240-019-3093	43	42
	45	6	6240-155-7784	42	6
	45	17	6240-246-5052	45	1
	46	14		46	37
	46	40	6240-248-4280	46	1
	47	10	6240-295-2668	43	30
	47	16	6250-229-9003	46	47
	47	28	6250-478-9061	45	14
5975-152-1075	47	1		46	46
5975-284-7338	36	1	6625-272-9885	21	18
5975-319-4176	24	12	6625-842-0896	21	12
5975-335-2588	11	4	6625-842-0898	21	8
	11	7	6645-864-6794	21	10
	11	12	6680-845-0606	16	34
5977-240-0381	27	23	6685-966-5835	10	7
5977-361-7784	27	26	9905-202-3639	38	34
5977-655-2555	28	15			
5977-735-6143	27	15			
	27	21			

SECTION IV. FEDERAL STOCK NUMBER AND REFERENCE NUMBER INDEX

Reference No.	Mfg Code	Fig No.	Item No.	Reference No.	Mfg Code	Fig No.	Item No.
A-AC61417-194	38151	2	22	AW667A	28835	27	12
A-AC63274R4A40	38151	2	25		28835	27	18
A-AF84E20	38151	2	19	AW686-7	28835	20	1
A-A84E20G3	38151	2	15	AW696	28835	27	28
A-S8T4CA20C3A	38151	2	23	AW719	28835	20	3
A-A61240A-A40	38151	2	12	AW720B	28835	29	4
A-A62931A-A40	38151	2	8	AW725-2	28835	20	
AAPl6A	91650	27	23	AW729	28835	16	24
AAW1199	28835	17	40	AW734	28835	28	24
AAW1556-4	28835	24	22	AW740	28835	28	18
AAW2704-1	28835	24	23	AW745	28835	20	37
AC48	76241	1	19	AW746	28835	20	11
AC632	28835	19	13	AW823	28835	20	46
AGW8301	02231	14	5	AW929	28835	20	28
AK1074	28835	20	24	AX7074	62983	37	26
AM33-3AMP240V60CYCLE4	74193	16	13	A1018-037	26953	37	11
AM33MG6-10-250VAC60C4	74193	16	10	A1018-074	26953	37	25
AM33MG6-30-250-6	74193	16	37	A213667A	19207	44	5
AM333MG3-30A250V60CCURVE4	74193	16	48	A29	28835	23	26
AM333MG6-15-250VAC60C4	74193	16	47	A60128-42S	38151	2	11
AN816-6	88044	36	6	A61510-675	38151	2	21
AN911-2	88044	36	9	A61534A-A40	38151	2	5
AN914-2	88044	36	8	BL50	3743	47	1
AN960-416	88044	52	27	BU50	3743	47	2
	88044	52	29	BW161A	28835	16	27
	88044	52	41	BW219-2	28835	24	2
	88044	52	64	BW687	28835	24	6
AOB39	00736	3	2	BW696	28835	24	4
AR51430	15434	52	62	BW823-1	28835	20	43
AR51433	15434	52	42	BW97	28835	29	2
AR51651	15434	52		BZRLX2	91929	14	23
AW106	28835	29	11	BZ2RD	91929	19	17
AW1156B	28835	28	20	B1008-016	26953	37	19
AW1470	28835	28	15	B1011-016	26953	37	18
AW156	28835	20	49	B1096-057	26953	37	3
AW1672-2	28835	20	14	B206132	28835	16	40
AW1675	28835	20	20	B206143	90201	28	10
AW1683	28835	28	14	B206152	90201	28	10
AW1719	28835	28	22	B206153	90201	19	26
AW212A	28835	20	16		90201	21	6
AW306	28835	20	26	B61535A40	38151	2	2
AW307	28835	20	27	B8011-060	26953	37	5
AW334	28835	20	19	CA2250	15548	1	16
AW335	28835	20	32	CA2251	15548	1	15
AW431	28835	20	25	CA299-15	15548	5	18
AW437	28835	20	40	CA299-47	15548	5	12
AW453	28835	20	48	CA299-6	15548	4	18
AW465	28835	20	45	CAD233-26	15548	7	30
AW575-2	28835	20	21	CAD239-1	15548	7	29
AW594	28835	20	9	CAD239-8	15548	7	16
AW634	28835	27	13	CAD241-7	15548	7	17
	28835	27	19	CAX1989	15548	1	10
AW638C	28835	27	15	CAX1990	15548	1	11
	28835	27	21	CAY1926	15548	1	25
AW640	28835	19	22	CBA600	15548	6	24
	28835	27	10	CBA624	15548	4	14
	28835	27	16	CBA628	15548	6	25
	28835	28	16	CBA629	15548	4	15
	28835	28	21	CBA630	15548	4	8
AW662A	28835	20	6	CBA641	15548	6	14
AW664A	28835	20	5	CBA647	15548	6	17

SECTION IV. FEDERAL STOCK NUMBER AND REFERENCE NUMBER INDEX

Reference No.	Mfg Code	Fig No.	Item No.	Reference No.	Mfg Code	Fig No.	Item No.
CBA649	15548	6	15	CW661	28835	24	5
CBA650	15548	6	26	CW757	28835	24	7
CB17X	15548	4	9	CW760	28835	24	12
CB613-3	15548	4	13	CW907SPL	15548	1	
CB613-4	15548	4	12	C90	15548	4	
CB613-5	15548	4	7	DATA1007	28835	18	37
CB613-8	15548	4	16	DATA1065	28835	29	18
CB643-1	15548	6	16	DATA1355	28835	14	36
CB643-2	15548	6	13	DATA1512	28835	29	3
CB664-5	15548	4	11	DATA1577	28835	24	11
CB674-6	15548	6	12	DATA2001	28835	24	24
CB9-185	07505	37	13	DATA2402	28835	24	16
CCA1290	15548	7	47	DATA2414	28835	29	6
CC1221	15548	5	17	DW1045	28835	29	10
CK1601	15548	7			28835	29	12
CK1606	15548	7	46	DW1077A	28835	29	14
CK1611	15548	7	9	DW1079A	28835	29	20
CK1627	15548	5	10	DW1128	28835	24	20
	15548	5	16	DW1129	28835	24	18
CK1628	15548	5	15	DW2083	28835	24	21
CK1642A	15548	6	8	DW4004	28835	25	14
	15548	6	18	DW4005	28835	25	14
CK1648	15548	7	49	DW4013	28835	23	35
CK420-5	15548	6	4	DW4015	28835	25	
CN245-6	15548	4	19	DW4016	28835	25	
CQ5R	15548	7	13	DW4028	28835	25	8
CQ801	15548	7		DW424	28835	29	13
CQ802	15548	5		DW4453	28835	25	3
CQ806	15548	7	2	DW5017A	28835	14	19
CQ807	15548	5	30	DW5018	28835	14	28
CQ809	15548	6	6	DW5019	28835	14	38
CQ811	15548	5	27	DW5027	28835	14	7
CQ812	15548	5	5	DW513	28835	24	25
CQ814	15548	5	13	DW6373	28835	29	16
CQ819	15548	7	36	DW6608	28835	14	25
CQ820	15548	5	6	DW6724	28835	25	15
CQ822	15548	5	1		28835	26	11
CQ823	15548	5	2	DW6725	28835	29	21
CQ825	15548	7	35	DW6734	28835	29	17
CQ827	15548	7	22	DW6735	28835	29	22
CQ828	15548	5	11	DW6775-14	28835	24	9
CQ831	15548	5	24	DW6776-1	28835	24	10
CQ832	15548	5	29	DW825	28835	27	26
CQ833	15548	4	21	DW859	28835	20	50
CQ834	15548	4	17	DW862C1	28835	24	17
CQ838	15548	5	25	DW882A	28835	23	30
CQ839	15548	5	8	DW883	28835	23	27
CQ840	15548	5	14		28835	23	31
CQ841	15548	5	20	DW890A2	28835	20	29
CQ845	15548	6	3		28835	20	47
CQ849	15548	5	4	D10456-1	23826	8	4
CQ858	15548	7	12	D10631H29	23826	9	8
CQ859	15548	7	25	D15331-1	23826	9	2
CQ861	15548	7	39	D15337-1	23826	9	3
CQ866	15548	7	31	D15741-1	23826	9	4
CQ867	15548	7	18	D16026-1	23826	9	6
CQ872	15548	7	15	D1673-1	23826	8	7
CQ873	15548	7	28	D274-1	23826	8	3
CT6X	15548	5	19	D334-1	23826	8	10
CU5Z	15548	7	26	D354-1	23826	8	9
CW1142A	28835	21	18	D358-1	23826	8	11
CW1150	28835	17	34	D467-1	23826	8	5

SECTION IV. FEDERAL STOCK NUMBER AND REFERENCE NUMBER INDEX

Reference No.	Mfg Code	Fig No.	Item No.	Reference No.	Mfg Code	Fig No.	Item No.
D50837	23826	9	11	MS21333-67	96906	11	2
D9271-15	23826	8	2	MS21333-69	96906	48	26
D9805-1	23826	8	8	MS21333-71	96906	48	21
D9943-10	23826	8	6		96906	48	28
E-A71974B-C	38151	2	18	MS24529-46	96906	11	1
E2403X4X4	79470	10	20	MS24584-31	96906	14	22
E4850-1	38151	2	7	MS24609-24	96906	15	3
E5890-20	38151	2	14	MS24617-11	96906	39	10
E60766-1A40	38151	2	13	MS24617-21	96906	38	5
E60766-2A40	38151	2	9		96906	42	8
E61823-1	38151	2	3		96906	44	9
E7531-37S	38151	2	4		96906	46	2
E7661-17	38151	2	10	MS24617-23	96906	48	2
E7985-37S	38151	2	1	MS24617-31	96906	11	16
FW2502	28835	23	38		96906	46	38
FW446	28835	23	37		96906	47	7
FW582A	28835	23	25	MS24621-29	96906	41	16
FW793B	28835	29	8	MS24621-31	96906	39	6
FZ1630	26953	36	15	MS24621-44	96906	39	8
F80-07	00736	3	7	MS24627-48	96906	39	26
F80SGGB	00736	3		MS24627-67	96906	50	47
F80S166	00736	3	5	MS24629-24	96906	15	5
F80S800	00736	3	1		96906	42	1
F80S801	00736	3	6	MS24629-36	96906	15	1
F80S851	00736	3	8		96906	42	12
GJ499	15548	3	10		96906	44	12
GK2S	15548	4	20	MS24629-45	96906	15	7
GK317-3	15548	6	5		96906	45	2
GSK2	31356	16	17		96906	45	4
HF3373-2	28835	24	14	MS24629-46	96906	35	1
HKM184457-1	38151	2	24		96906	48	25
H126-900	07505	37	6		96906	48	27
H245	72560	30	3	MS24629-56	96906	21	13
H613-183	26953	37	17	MS24665-210	96906	35	7
H7-900	07505	37	23	MS24665-283	96906	51	1
J392A	28835	27	24		96906	51	14
KH2000	26953	KIT			96906	51	19
KH2001	26953	KIT			96906	51	22
K1619	98255	47	4		96906	51	27
MILHL3531TYPEICLA	81349	30	13		96906	51	36
MILH8796TYPEICL2	81349	15	10	MS24665-289	96906	13	2
MILJL231TYPEICLB	91348	23	12		96906	13	9
MILT3520TYPEIII	81349	36	3	MS24665-351	96906	50	1
MS15541-2	96906	45	1		96906	51	32
	96906	46	37	MS24665-500	96906	49	14
MS15543-2	96906	46	1	MS24665-567	96906	50	23
MS15570-623	96906	43	42	MS25036-101	96906	41	15
MS15795-906	96906	44	7	MS27183-10	96906	18	41
MS16997-30	96906	9	9		96906	39	21
MS17990C621	96906	32	2		96906	40	7
	96906	32	6	MS27183-11	96906	35	20
MS17990C624	96906	32	8	MS27183-12	96906	49	3
MS20066-210	96906	6	19	MS27183-14	96906	38	22
MS20066-406	96906	13	16		96906	38	28
MS20392-5C21	96906	51	20	MS27183-15	96906	50	2
MS20392-5C35	96906	35	8	MS27183-17	96906	50	7
MS20470AD7-7	96906	38	33		96906	50	10
MS20500-1032	96906	39	30	MS27183-18	96906	21	17
	96906	48	12	MS27183-23	96906	30	2
MS21083N04	96906	39	34		96906	50	31
MS21318-23	96906	16	22	MS27183-27	96906	50	19
MS21333-105	96906	48	24	MS27183-42	96906	23	3

SECTION IV. FEDERAL STOCK NUMBER AND REFERENCE NUMBER INDEX

Reference No.	Mfg Code	Fig No.	Item No.	Reference No.	Mfg Code	Fig No.	Item No.
MS27183-5	96906	17	21	MS35338-20	96906	6	2
	96906	45	12		96906	7	33
	96906	46	44		MS35338-27	96906	1
MS27183-6	96906	18	46	96906		1	21
	96906	18	57	96906		1	23
MS27183-8	96906	39	32	MS35338-36	96906	16	15
MS27973-16	96906	33	4	MS35338-41	96906	14	9
MS35140-10	96906	46	8		96906	14	21
MS35140-2	96906	23	5		96906	17	31
MS35191-270	96906	44	1	MS35338-42	96906	18	48
MS35206-217	96906	39	36		96906	43	32
MS35206-226	96906	14	32	MS35338-43	96906	12	2
	96906	43	15		96906	23	2
	96906	43	18		96906	25	13
MS35206-228	96906	43	37	MS35338-44	96906	14	2
MS35206-229	96906	14	10		96906	14	27
MS35206-230	96906	17	32		96906	17	5
	96906	45	13		96906	25	7
	96906	46	45		96906	39	3
MS35206-231	96906	47	23		96906	35	19
	96906	14	29		96906	39	15
	MS35206-241	96906	43	26		96906	39
MS35206-242	96906	43	33		96906	49	8
MS35206-243	96906	45	15		96906	51	6
	96906	46	18		96906	51	9
	96906	47	25		96906	51	12
MS35206-245	96906	47	12	MS35338-45	96906	11	26
	96906	47	22		96906	12	6
MS35206-263	96906	40	2		96906	18	53
	96906	41	3		96906	18	56
	96906	41	7	MS35338-46	96906	12	12
	96906	46	17		96906	12	16
	96906	46	30		96906	12	20
	96906	46	31		96906	12	27
96906	49	13		96906	15	12	
96906	14	26		96906	23	10	
MS35206-276	96906	14	26		96906	48	30
MS35206-279	96906	46	7		96906	13	6
MS35206-281	96906	43	2	MS35338-47	96906	13	13
MS35206-284	96906	27	6		96906	12	9
MS35206-286	96906	27	8	MS35338-48	96906	12	23
MS35207-263	96906	23	4		96906	12	31
MS35207-264	96906	48	13		96906	12	31
	96906	12	3		96906	30	8
MS35207-265	96906	48	20		96906	30	15
	96906	39	33		96906	50	6
MS35214-25	96906	44	6		96906	50	14
MS35215-73	96906	14	30		96906	50	27
MS35265-49	96906	5	9		96906	50	35
MS35266-61	96906	8	1	MS35338-51	96906	23	14
MS35333-20	96906	7	20		96906	50	30
MS35333-37	96906	1	13		96906	50	41
MS35333-40	96906	1	5		96906	50	44
	96906	1	8	MS35340-53	96906	50	18
	96906	16	26	MS35386-1	96906	50	3
MS35335-30	96906	43	4	MS35387-2	96906	38	34
	96906	43	16	MS35420-1	96906	44	3
	96906	46	43	MS35421-1	96906	44	3
MS35335-32	96906	41	2	MS35423-1	96906	44	
	96906	41	6	MS35423-2	96906	44	
	96906	46	16	MS35424-1	96906	44	
	96906	46	29	MS35424-2	96906	44	
MS35335-49	96906	45	11	MS35425-28	96906	32	4

SECTION IV. FEDERAL STOCK NUMBER AND REFERENCE NUMBER INDEX

Reference No.	Mfg Code	Fig No.	Item No.	Reference No.	Mfg Code	Fig No.	Item No.
MS35425-28	96906	34	5	MS39321R6	96906	35	3
	96906	32	11		96906	36	4
MS35425-36	96906	32	10	MS39321S6	96906	35	4
MS35489-129	96906	22	31		96906	36	5
	96906	22	33	MS45904-48	96906	16	29
MS35489-13	96906	41	11	MS45904-54	96906	14	14
MS35489-43	96906	41	13	MS45904-60	96906	18	60
MS35489-78	96906	48	17	MS45904-68	96906	16	19
MS35490-17	96906	48	15		96906	17	3
MS35490-42	96906	36	2		96906	18	2
MS35490-68	96906	48	16		96906	18	4
MS35492-530	96906	33	7	MS45904-72	96906	14	18
MS35493-53	96906	33	3	MS49005-8	96906	36	14
	96906	33	5	MS51069P70-6	96906	13	1
MS35649-202	96906	41	1	MS51073-1	96906	43	
	96906	41	5	MS51813-8	96906	10	2
	96906	46	15	MS51819-44	96906	10	6
	96906	46	28	MS51820-8	96906	10	4
MS35649-262	96906	14	8	MS51922-1	96906	38	1
	96906	14	20		96906	38	10
	96906	45	10		96906	38	13
	96906	46	42		96906	39	20
MS35649-282	96906	42	13		96906	40	5
MS35649-62	96906	17	30		96906	43	1
MS35650-302	96906	12	1		96906	46	6
	96906	23	1		96906	48	7
MS35691-21	96906	51	4		96906	48	9
	96906	51	17		96906	48	22
	96906	51	26	MS51922-17	96906	38	21
	96906	51	30		96906	38	27
	96906	51	39	MS51922-25	96906	30	11
	96906	51	41	MS51922-33	96906	33	1
	96906	51	43	MS51922-49	96906	30	1
MS35691-4	96906	17	4	MS51922-5	96906	5	21
MS35691-5	96906	52	25		96906	5	26
	96906	52	33	MS51922-57	96906	50	38
	96906	52	37	MS51922-9	96906	36	10
MS35692-86	96906	50	24	MS51953-78	96906	10	16
MS35810-34	96906	51	2	MS51955-34	96906	6	7
	96906	51	15	MS51957-30	96906	43	3
	96906	51	28	MS51963-83	96906	1	18
	96906	51	37	MS51964-51	96906	41	19
MS35812-4	96906	51	3	MS51965-20	96906	42	10
	96906	51	16	MS51965-52	96906	16	21
	96906	51	23	MS51967-2	96906	1	4
	96906	51	25		96906	1	7
	96906	51	29		96906	14	1
	96906	51	38		96906	35	18
MS35842-12	96906	15	9		96906	39	2
MS35842-16	96906	11	18		96906	39	14
MS39158-3	96906	11	15		96906	39	27
MS39166-3	96906	11	3		96906	49	7
	96906	11	6		96906	51	5
	96906	11	9		96906	51	8
	96906	11	11		96906	51	11
	96906	11	14	MS51967-23	96906	23	13
MS39179-10	96906	10	14		96906	50	29
MS39182-6	96906	10	12		96906	50	43
MS39230-4	96906	10	11	MS51967-5	96906	1	12
MS39230-9	96906	11	23		96906	12	5
MS39255A51	96906	1	17		96906	49	2

SECTION IV. FEDERAL STOCK NUMBER AND REFERENCE NUMBER INDEX

Reference No.	Mfg Code	Fig No.	Item No.	Reference No.	Mfg Code	Fig No.	Item No.
MS51967-8	96906	1	1	MS90725-6	96906	49	9
	96906	1	22		96906	51	7
	96906	2	6		96906	51	10
	96906	12	11	MS90725-60	96906	1	3
	96906	12	15		96906	1	20
	96906	12	19		96906	1	24
	96906	12	26		96906	15	13
	96906	12	30	MS90725-62	96906	34	1
	96906	15	11	MS90725-64	96906	23	11
	96906	23	9	MS90725-69	96906	12	20
	96906	34	2	MS90725-7	96906	51	13
MS51968-14	96906	50	5	MS90725-70	96906	4	5
	96906	50	13	MS90725-8	96906	48	8
	96906	50	26	MS90725-85	96906	13	5
	96906	50	34		96906	13	12
MS51968-23	96906	30	4	MS90726-111	96906	50	9
MS51968-29	96906	50	17	MS90726-113	96906	50	8
MS51970-1	96906	14	31		96906	50	36
MS51988-1	96906	49	12	MS90726-115	96906	50	15
MS51988-2	96906	48	19		96906	50	28
MS87006-63	96906	32	3	MS90726-184	96906	50	40
	96906	32	7	MS90726-238	96906	50	20
	96906	32	9	M3602B	74400	21	10
MS90725-1	96906	18	59	PR1946-2	28835	17	23
	96906	30	16	P12-75	26953	37	8
MS90725-11	96906	14	4	P145-545	26953	37	1
MS90725-111	96906	12	10	P146-162	07505	37	10
	96906	12	24	P146-57	26953	37	2
	96906	12	32	P147-70	26953	36	13
	96906	30	9	P148-57	26953	37	4
MS90725-12	96906	35	21	P159-167	26953	37	14
MS90725-13	96906	39	4	P307-05	07505	37	27
	96906	39	16	P307-18	26953	37	12
MS90725-187	96906	50	32	P307-186	07505	37	15
	96906	50	39	P45-138	07505	37	20
MS90725-190	96906	23	15	P45-139	26953	37	21
MS90725-29	96906	6	1	P60-11	26953	37	7
MS90725-3	96906	23	32		26953	37	24
	96906	38	2	P60-12	07505	37	22
	96906	48	10	P9618529-7	24446	2	20
MS90725-32	96906	1	14	RG2455	15548	5	3
MS90725-34	96906	7	1	RL1809	15548	7	5
	96906	7	4	RL1812	15548	7	41
	96906	7	8	RL1826	15548	7	7
MS90725-36	96906	11	27	RL1828	15548	7	6
MS90725-37	96906	36	11	RL1829	15548	7	11
MS90725-38	96906	37	9	RL1830	15548	7	3
MS90725-5	96906	38	9	RL1831	15548	7	24
	96906	48	23		15548	7	37
MS90725-57	96906	48	29	RL1835	15548	7	42
MS90725-58	96906	23	6	RL1843	15548	5	23
MS90725-59	96906	12	13		15548	5	28
	96906	12	17	RL1844	15548	5	22
	96906	12	29	RL1853	15548	7	44
MS90725-6	96906	1	6	RL1865	15548	7	21
	96906	1	9		15548	7	34
	96906	38	11	RL1870	15548	7	23
	96906	38	14	R2025NE6	58849	22	18
	96906	39	22	R377	15548	7	19
	96906	39	29		15548	7	32
	96906	40	6	R379	15548	6	10

SECTION IV. FEDERAL STOCK NUMBER AND REFERENCE NUMBER INDEX

Reference No.	Mfg Code	Fig No.	Item No.	Reference No.	Mfg Code	Fig No.	Item No.
R615	15548	7	45	W11111-8	28835	18	47
R78A	15548	6	11		28835	20	36
R88B	15548	6	9		28835	22	3
R89A	15548	4	6		28835	22	8
	15548	4	10	W11111-9	28835	17	38
	15548	6	23	W11112-8	28835	25	1
SS51026	61864	14	12		28835	26	1
S102A	15434	52	3	W11114-10	28835	23	22
S15-167	26953	37	16	W11114-12	28835	17	29
S1550	15434	52	22	W11114-2	28835	16	51
S159B	15434	52	30		28835	17	1
S172C	15434	52	63		28835	17	17
S184C	15434	52	39		28835	21	4
S2025POS	58849	22	17	W11114-4	28835	16	25
S263-12	23826	9	1		28835	21	1
S502	15434	52	20		28835	27	11
S600	15434	52	26		28835	27	17
S631	15434	52	2	W11114-5	28835	18	1
S8192-3B010	70210	29	15		28835	18	3
S965E	15434	52	16		28835	20	41
TWL50L	3743	45	19	W11114-6	28835	23	20
T0632005	77122	14	13	W11124-2	28835	20	2
	77122	22	20	W11137-1	28835	25	2
URD19	15548	7	40	W11148-1	28835	24	15
VAA853	15548	6	22	W11203-2	28835	20	38
VAA854	15548	6	21	W11215-2	28835	19	4
VAA855	15548	4	3	W11215-4	28835	19	6
VAA856	15548	4	2	W11217-1	28835	18	55
VA804	15548	6	20		28835	20	17
VA834	15548	4	1	W11218-2	28835	19	5
VB403	15548	7	48	W11220-1	28835	16	14
VH1310	15548	7	14		28835	16	33
VH1313	15548	7	27		28835	21	7
VRD34	15548	5	7		28835	21	9
WWP521	81348	10	15		28835	21	11
W10312-9	28835	17	41	W11221-2	28835	16	31
W11096-3	28835	18	18	W11221-3	28835	19	15
W11096-4	28835	18	27	W11223-1	28835	18	29
	28835	18	50	W11223-2	28835	19	7
W11097-17	28835	20	31	W11223-3	28835	17	10
W11097-3	28835	29	1	W11224-1	28835	27	22
W11097-4	28835	23	34		28835	27	25
W11097-6	28835	29	9	W11224-2	28835	20	15
W11100-3	28835	21	15		28835	28	8
W11110-1	28835	16	8	W11225-1	28835	16	28
	28835	16	11	W11225-2	28835	16	18
	28835	16	35		28835	20	13
	28835	16	45		28835	27	27
	28835	20	10	W11231-1	28835	22	16
W11110-2	28835	21	25	W11231-2	28835	18	10
W11110-3	28835	17	26	W11231-3	28835	18	42
	28835	18	19		28835	18	67
W11110-6	28835	14	15	W11234-1	28835	14	6
	28835	17	22	W11236-1	28835	19	24
	28835	19	11	W11236-2	28835	28	12
W11110-7	28835	22	22	W11236-4	28835	28	3
W11111-1	28835	20	4	W11236-5	28835	27	1
W11111-3	28835	20	39		28835	28	1
W11111-8	28835	16	4	W11242-12	28835	21	27
	28835	16	42	W11242-2	28835	18	21

SECTION IV. FEDERAL STOCK NUMBER AND REFERENCE NUMBER INDEX

Reference No.	Mfg Code	Fig No.	Item No.	Reference No.	Mfg Code	Fig No.	Item No.
W11242-3	28835	26	4	W11280-2	28835	16	49
W11242-4	28835	17	8		28835	17	27
	28835	18	5		28835	21	3
	28835	23	17		28835	26	6
W11242-5	28835	18	17	W11280-4	28835	19	12
	28835	18	26	W11281-1	28835	18	15
	28835	20	23		28835	18	24
	28835	22	14	W11281-3	28835	17	12
	28835	26	8		28835	18	52
	28835	27	5		28835	18	63
W11242-6	28835	17	14	W11287-2	28835	17	19
	28835	18	54		28835	17	24
	28835	18	65		28835	19	1
W11245-2	28835	19	3	W11287-3	28835	16	2
	28835	19	16		28835	16	38
W11245-3	28835	25	11		28835	18	39
W11254-1	28835	16	9		28835	18	44
	28835	16	12		28835	20	34
	28835	16	36		28835	22	1
	28835	16	46		28835	22	6
	28835	17	20	W11287-4	28835	26	2
	28835	17	25	W11294-1	28835	23	16
	28835	18	20	W11294-2	28835	21	20
	28835	19	2	W11464-2	28835	20	7
	28835	22	21	W1918B	28835	24	8
W11254-12	28835	22	7	W2974M	28835	17	35
W11254-2	28835	16	3	W2974N	28835	17	36
	28835	17	39	W2974O	28835	17	37
	28835	18	33	W799C70	28835	20	33
	28835	18	40	W799D91B	28835	27	20
	28835	18	45	W799D92B	28835	27	14
	28835	20	35	W799H173	28835	28	23
	28835	22	2	W8703-12	28835	21	8
W11254-3	28835	20	18	W9552-1	28835	17	15
	28835	25	10	W9552-4	28835	18	66
	28835	26	3	X188481	01121	14	33
W11254-4	28835	17	2	X5593	70485	23	36
	28835	17	7	0001-0039	16327	41	21
	28835	17	18	0001-0046	16327	41	22
	28835	17	28	0911-0006	16327	41	24
	28835	18	16	0912-0023	16327	41	20
	28835	18	25	0957	44655	17	33
	28835	18	51	0962	44655	14	11
	28835	19	10	1DW1106-2	28835	22	34
	28835	19	23	1H2532	98255	40	3
	28835	20	42	1H2700-1	98255	39	13
	28835	21	2	1H2727-1	98255	31	1
	28835	22	13	1K1502A1	98255	35	16
	28835	22	29	1K1502A10	98255	35	14
	28835	26	7	1K1502A2	98255	35	17
	28835	27	4	1K1502A3	98255	35	15
	28835	28	17	1K1502A4	98255	35	9
W11254-5	28835	17	13	1K1502A5	98255	KIT	
	28835	25	5	1K1502A6	98255	35	11
W11254-7	28835	18	64	1K1502A7	98255	35	12
W11254-8	28835	21	16	1K1502A8	98255	35	10
	28835	21	24	1K1502A9	98255	35	13
W11264-3	28835	20	8	1K1557	98255	11	5
W11276-2	28835	20	30		98255	11	8
W11280-1	28835	22	12		98255	11	13
	28835	27	3	1K1610	98255	48	5

SECTION IV. FEDERAL STOCK NUMBER AND REFERENCE NUMBER INDEX

Reference No.	Mfg Code	Fig No.	Item No.	Reference No.	Mfg Code	Fig No.	Item No.
1K1612-2	98255	47	17	13217E0914	97403	48	18
	98255	47	20	13217E0915	97403	15	2
1K1613-1	98255	47	18	13217E0920-1	97403	45	9
1K1614	98255	47	14	13217E0922-1	97403	46	24
	98255	47	19	13217E0942-1	97403	41	9
	98255	47	21		97403	45	7
1K1615	98255	47	6		97403	45	18
1K1617-1	98255	45	20		97403	46	13
	98255	46	11		97403	46	39
	98255	46	22		97403	47	9
	98255	46	27		97403	47	15
	98255	46	35		97403	47	27
	98255	46	49	13217E0943-1	97403	41	10
1K1617-2	98255	47	5		97403	45	6
1K1621	98255	46	12		97403	45	17
1K1743-2	98255	11	4		97403	46	14
	98255	11	7		97403	46	40
	98255	11	12		97403	47	10
1K2553-1	98255	39	9		97403	47	16
10B04	00736	3	5		97403	47	28
10B06	00736	3	9	13217E0950	97403	31	4
10B20	00736	3	3	13217E0951	97403	31	3
100099	15434	52	68	13217E0952	97403	31	6
100129	15434	52	1	13217E0953	97403	31	5
103263	15434	52	26	13217E0954	97403	31	2
106943	15434	52	4	13217E0971	97403	32	5
1080	98255	13	3	13217E0972	97403	32	1
	98255	13	10	13217E0974	97403	49	
108384	15434	52	48	13217E0975	97403	49	6
10935126	00000	48	14	13217E0976	97403	49	5
109687	15434	52	50	13217E0977	97403	49	1
109918	15434	52	34	13217E0980	97403	50	4
	15434	52	38	13217E0981	97403	38	26
11CA3BX18	23826	9		13217E0982	97403	38	26
11L8405	23826	9	10	13217E0983	97403	38	32
110058	15434	52	31	13217E0984	97403	38	32
	15434	52	35	13217E0985	97403	39	25
112408	15434	52	32	13217E0986	97403	39	25
	15434	52	36	13217E0987	97403	39	1
1126-0008	16327	41	23	13217E0988	97403	39	37
119394	19207	49	4	13217E0989	97403	39	5
12CW1172	28835	16	23	13217E0990	97403	39	
12CW1369	28835	27	7	13217E0992	97403	38	20
12CW1370	28835	27	9	13217E0993	97403	38	20
12CW1371	28835	27		13217E1005-2	97403	50	48
12CW64	28835	28	11	13217E1012	97403	49	15
12CW74A	28835	27	2	13217E1013	97403	41	14
	28835	28	2		97403	45	8
12CW81A	28835	27	29		97403	46	5
12CW962	28835	28	25		97403	46	41
12H8049-2	98255	11	19	13217E1015	97403	39	23
12H8141-2	98255	48	3	13217E1016	97403	39	24
12H9716	98255	13	11	13217E1017	97403	48	31
12H9717	98255	13	4	13217E1019	97403	40	10
12K7339-25	98255	10	5	13217E1021	97403	38	7
12K7339-27	98255	10	3	13217E1024	97403	39	7
126119	15434	52	5	13217E1026	97403	50	21
13217E0010-6	97403	38	24	13217E1027	97403	50	33
	97403	38	30	13217E1028	97403	39	12
13217E0028-2	97403	38	25	13217E1036	97403	50	33
	97403	38	31	13217E1038	97403	50	42
13217E0913	97403	48	11	13217E1039-1	97403	12	8

SECTION IV. FEDERAL STOCK NUMBER AND REFERENCE NUMBER INDEX

Reference No.	Mfg Code	Fig No.	Item No.	Reference No.	Mfg Code	Fig No.	Item No.
13217E1039-1	97403	12	22	13217E1136	97403	46	33
	97403	30	7	13217E1137	97403	46	33
	97403	30	14	13217E1138	97403	46	20
13217E1039-2	97403	11	25	13217E1139	97403	46	20
13217E1042	97403	30	18	13217E1140	97403	49	10
13217E1044-1	97403	38	15	13217E1141	97403	49	11
13217E1044-2	97403	38	12	13217E1143	97403	42	9
13217E1044-3	97403	39	19	13217E1144	97403	12	7
13217E1045	97403	38	19		97403	12	28
13217E1046	97403	30	12	13217E1149	97403	38	3
13217E1047	97403	12	33	13217E1150	97403	38	4
13217E1048	97403	38	18	13217E1151-1	97403	39	18
13217E1049	97403	30	17	13217E1151-2	97403	38	16
13217E1050	97403	30	5	13217E1153	97403	39	17
13217E1051	97403	30	6	13217E1154	97403	46	3
13217E1052	97403	50	45	13217E1155	97403	40	8
13217E1054	97403	30	10	13217E1157	97403	38	17
13217E1055	97403	13	14	13217E1161	97403	50	46
13217E1056	97403	13	7	13217E1165	97403	12	25
13217E1057	97403	23	8	13217E1166	97403	12	21
13217E1058	97403	23	7	13217E1173	97403	38	23
13217E1059	97403	12	14		97403	38	29
13217E1063	97403	35	2	13217E1174	97403	38	8
13217E1066	97403	35	2	13217E1175	97403	45	22
13217E1067	97403	50	45	13217E1176	97403	50	37
13217E1068	97403	15	6	13217E1181	97403	46	47
13217E1070	97403	47	24	13217E1182	97403	41	8
13217E1072	97403	15	8	13217E1184	97403	41	4
13217E1073	97403	42	2	13217E1185	97403	41	18
13217E1074	97403	46	4	13217E1186	97403	11	20
13217E1075	97403	36	7	13217E1187-1	97403	11	22
13217E1076	97403	36	12	13217E1188	97403	11	17
13217E1077	97403	39	35	13217E1195	97403	41	
13217E1078	97403	39	31	13217E1203	97403	42	14
13217E1080	97403	11		13217E1204	97403	42	11
13217E1086	97403	10	1	13217E1210	97403	14	3
13217E1088	97403	35	22	13217E1216	97403	45	16
13217E1089	97403	35	6		97403	46	19
13217E1090	97403	12	4		97403	46	32
13217E1091	97403	40	9		97403	47	26
13217E1092	97403	35		13217E1217	97403	45	3
13217E1106	97403	50	12	13217E1218	97403	45	5
13217E1107	97403	50	21	13217E1219	97403	45	5
13217E1108	97403	50	11	13217E1221	97403	47	8
13217E1109	97403	50	16	13217E1222	97403	47	8
13217E1110	97403	50	49	13217E1223	97403	11	24
13217E1111	97403	40	4	13217E1224	97403	45	14
13217E1112	97403	40	4		97403	46	46
13217E1115	97403	50	22	13217E1225	97403	15	4
13217E1116	97403	50	25	13217E1226	97403	34	4
13217E1117-1	97403	13	15	13217E1227	97403	47	29
13217E1117-2	97403	13	8	13217E1228	97403	47	13
13217E1120	97403	33	6	13217E1229	97403	11	10
13217E1126	97403	33	8	13217E1233	97403	45	21
13217E1127	97403	33	10	13217E1234	97403	39	11
13217E1128	97403	33		13217E1417	97403	47	11
13217E1129	97403	33	9	13217E1418	97403	41	12
13217E1130	97403	33	2	13217E1430	97403	51	42
13217E1131	97403	42	15	13217E1431	97403	51	44
13217E1132	97403	44	13	13217E1432	97403	14	
13217E1133	97403	34	6	13217E1434-2	97403	51	18
13217E1134	97403	34	3		97403	51	31

SECTION IV. FEDERAL STOCK NUMBER AND REFERENCE NUMBER INDEX

Reference No.	Mfg Code	Fig No.	Item No.	Reference No.	Mfg Code	Fig No.	Item No.
13217E1434-3	97403	51	45	16DW728	28835	24	13
13217E1435	97403	51	24	16DW731-2	28835	29	7
13217E1436	97403	51	33	16DW735A	28835	24	27
13217E1437	97403	51	21	16DW736	28835	23	39
13217E1438	97403	51	40	16DW745	28835	18	68
13217E1439	97403	51	35	16DW747	28835	18	62
13217E1440	97403	51	34	16DW748	28835	18	58
13218E0112-5	97403	10	8	16DW77B	28835	28	
13218E0112-6	97403	10	10	16DW892	28835	16	30
13218E0112-9	97403	10	19	17	73992	10	17
13218E0181-7	97403	35	5	173709	15434	52	17
133374	15434	52	8	18-013-205	43990	10	7
138629	15434	52	28	181466	15434	52	40
138806	15434	52	16	184T4R247BC	38151	1	26
139988	15434	52	66	20-849-15	28835	22	30
14138A	60038	7	38	20-849-22-1-4	28835	22	27
14276	60038	7	10	200743	15434	52	11
	60038	7	43		15434	52	14
144623	15434	52	69	202897	15434	52	67
144660	15434	52	65	203762	15434	52	18
145544	15434	52	54	22NM04	72962	25	9
146157	15434	52	21	25MS101A	28835	18	23
	15434	52	24	25MS102	28835	18	22
147901	15434	52	9	25MS156	28835	18	30
148254	15434	52	55	25MS198	28835	18	49
148367	15434	52	44	25MS218	28835	18	11
148426	15434	52	53	25MS219	28835	18	12
1531	75175	42	6	25MS277A	28835	18	33
153240	15434	52	46	25MS279-2	28835	16	32
154086	15434	52	7	25MS328	28835	18	34
154087	15434	52	6	25MS66	28835	18	6
154460	15434	52	43	3DW13	28835	23	33
16-105-012	43990	10	9	30FHXXRUG	31356	16	16
16DA1507	28835	16	20	308	38151	22	9
16DW1036-2	28835	16		312	38151	22	10
16DW1118	28835	17	9	321LH	60741	21	12
16DW1119	28835	17	42	3300	73992	10	18
16DW1120	28835	22	32	3313	75175	42	5
16DW1125	28835	17	16	34544	75175	42	3
16DW1126	28835	17		34545	75175	42	4
16DW1127	28835	16	52	35J24	28835	24	1
16DW1128	28835	21	28	351505	28835	21	23
16DW1129	28835	17		37180	75175	42	7
16DW1145	28835	16	5	381W439	70485	38	6
16DW1148	28835	16	1	4DW536	28835	29	5
16DW1150	28835	18		4SSL1-2	3743	46	25
16DW1152	28835	18	69	4S1-2	3743	48	6
16DW1166	28835	22	11	4008-14-00	78189	16	39
16DW1171	28835	23			78189	16	41
16DW1319	28835	22	19		78189	16	43
16DW1320-1	28835	22	25		78189	20	44
16DW1320-2	28835	22	24		78189	28	9
16DW1320-3	28835	22	23	4014-20-00	78189	16	50
16DW1321	28835	22	26		78189	19	25
16DW200	28835	28	13		78189	21	5
16DW255	28835	29	19		78189	28	4
16DW679	28835	23	23	401911-6	28835	22	4
16DW680	28835	23	18	402119-1	28835	19	9
16DW681	28835	23	24	402119-12	28835	22	15
	28835	23	29	402119-2	28835	18	31
16DW686	28835	28	5	402119-4	28835	17	6
16DW69A3	28835	29	23		28835	22	28

SECTION IV. FEDERAL STOCK NUMBER AND REFERENCE NUMBER INDEX

Reference No.	Mfg Code	Fig No.	Item No.	Reference No.	Mfg Code	Fig No.	Item No.
402159	28835	20	12	7320642	19207	43	13
404	38151	14	16	7320651	19207	43	14
453701	19207	43	30	7320652	19207	43	9
5CW1308-1	28835	14	17	7320654	19207	43	10
5CW1308-2	28835	25	4	7320655	19207	43	11
5CW1308-3	28835	23	28	7320656	19207	43	8
5CW3403	28835	24	3	7320657	19207	43	5
5CW3545	28835	14	37	7320687	19207	43	39
5CW3546	28835	14	34	7375694	19207	43	12
5CW3547	28835	14	35	75CA11	23826	9	5
5CW4000	28835	26		7525993	19207	44	3
5CW5063-1	28835	26	10	7525995	19207	44	3
5CW664	28835	24	19	7526509	19207	44	11
5CW974	28835	21	21	7526515	19207	44	10
5CW975	28835	21	22	7526516	19207	44	4
5CW976A	28835	21	26	7526796	19207	44	2
5CW985-2	28835	21	19	7582-3W	74545	16	7
5K175	16327	41	25	77505	43334	2	16
50MS162A	28835	19	8	7962241	19207	43	24
50MS22A	28835	18	61	7962242	19207	43	21
50MS261	28835	18	38	7962243	19207	43	23
50MS262	28835	18	35	7962244	19207	43	20
50MS269	28835	18	43	7962245	19207	43	22
50MS280	28835	18	28	7962246	19207	43	19
50MS331A	28835	18	7	7962247	19207	43	17
50MS472	28835	18	14	7962250	19207	43	44
50MS586	28835	14	24	7962251	19207	43	28
50MS704	28835	18	9	7962254	19207	43	25
50MS727	28835	18	8	8BW1189-4	28835	24	26
50MS732-0	28835	23	19	8BW12-2	28835	28	19
	28835	23	21	8BW1293	28835	16	34
50MS818-1	28835	19	19	8BW1448	28835	16	6
50MS819-1	28835	19	18	8BW1593	28835	22	5
50MS821A	28835	19	21	8BW758	28835	28	5
50MS822	28835	19	20	8BW804-1	28835	28	7
50MS879	28835	19		8BW804-5	28835	28	7
50MS879B	28835	19	14	8BW804-6	28835	28	7
50MS961	28835	18	36	8BW823-0	28835	25	12
503262	19207	40	1		28835	26	5
5278-2W	74545	17	11	8BW824-0	28835	18	13
530	89020	48	4		28835	25	6
587497	19207	9	7	8BW824-1	28835	20	22
68606	15434	52	15	8BW824-2	28835	26	9
69HA1	23826	8		80634F	04009	21	14
69335	15434	52	19	808-1	71183	16	44
70415	15434	52	60	8335233	19207	43	31
7057187	19207	43	6	8335240	19207	43	38
7057189	19207	43	7	8335242	19207	43	41
7064961	19207	43	27	8376125	19207	10	22
7064896	19207	43	34	8376127	19207	36	1
7064900	19207	43	35	8386496	19207	43	29
7064962	19207	43	36	8465	03743	48	1
7064963	19207	43	43	8526932	18876	44	8
70700	15434	52	10	8689206	19207	10	21
70705	15434	52	56	8689210	19207	10	13
70775	15434	52	12	8744897	19207	43	40
70793	15434	52	47	912-15	16327	41	17
70811B	15434	52	51	912-19	16327	41	26
70812	15434	52	61	9405X12X12	79470	4	4
70813	15434	52	57	951-1-2	83209	47	3
70820	15434	52	45	96T050	03743	46	10
70823	15434	52	49		13743	46	21
70834	15434	52	58		03743	46	23
70835	15434	52	59		03743	46	26
70836	15434	52	52		03743	46	34
7316DC	03743	46	9		03743	46	36
					03743	46	48

By Order of the Secretary of the Army:

BRUCE PALMER, JR.
General, United States Army
Acting Chief of Staff

Official:

VERNE L. BOWERS
Major General, United States Army
The Adjutant General

Distribution:

To be distributed in accordance with DA Form 12-25A (qty req block no. 259) Direct and General Support Maintenance requirements or Shop Equipment Sets, Maintenance, Set No. 2 Organizational.

TM 5-4940-225-34P SHOP EQUIPMENT, ORGANIZATIONAL REPAIR-1972

PIN : 027471-000